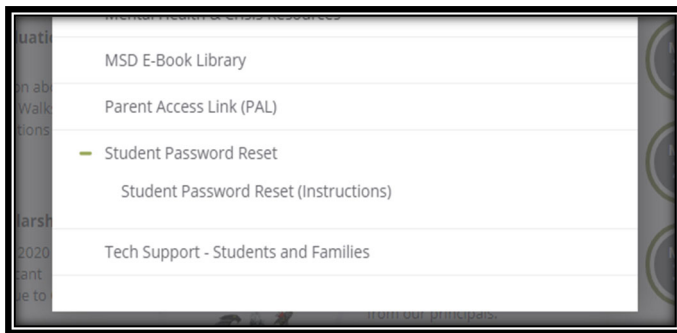


Student Self-Service Password Reset (SSRPM)

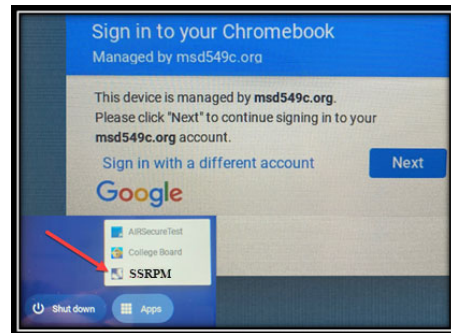
Forgot your password? Change it yourself!

Access SSRPM from the Apps section on the Chromebook logon screen or from the Medford School District Website main page, under STUDENTS or by navigating to <https://msdpass03.medford.k12.or.us/>

From the District Website



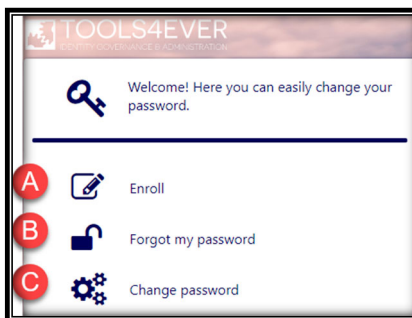
From a Chromebook



OR

Through this service, students can now enroll in Self Service Password Reset.

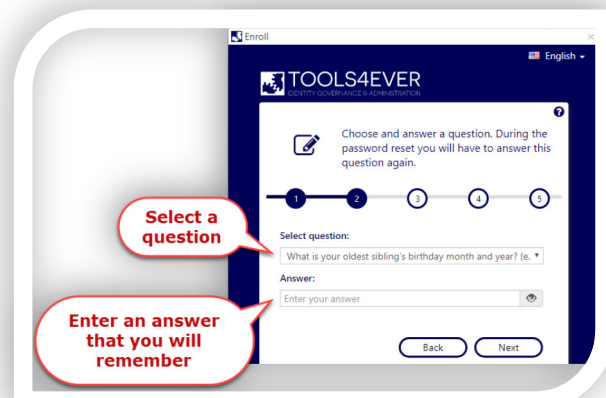
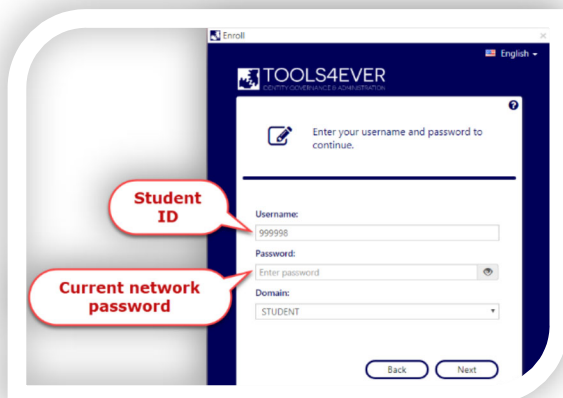
Once enrolled, students can (on their own) change their password or reset it if they have forgotten it.



Follow the steps under section **A** to Enroll, section **B** if you forgot your password and want to reset it and section **C** if you just want to change it!

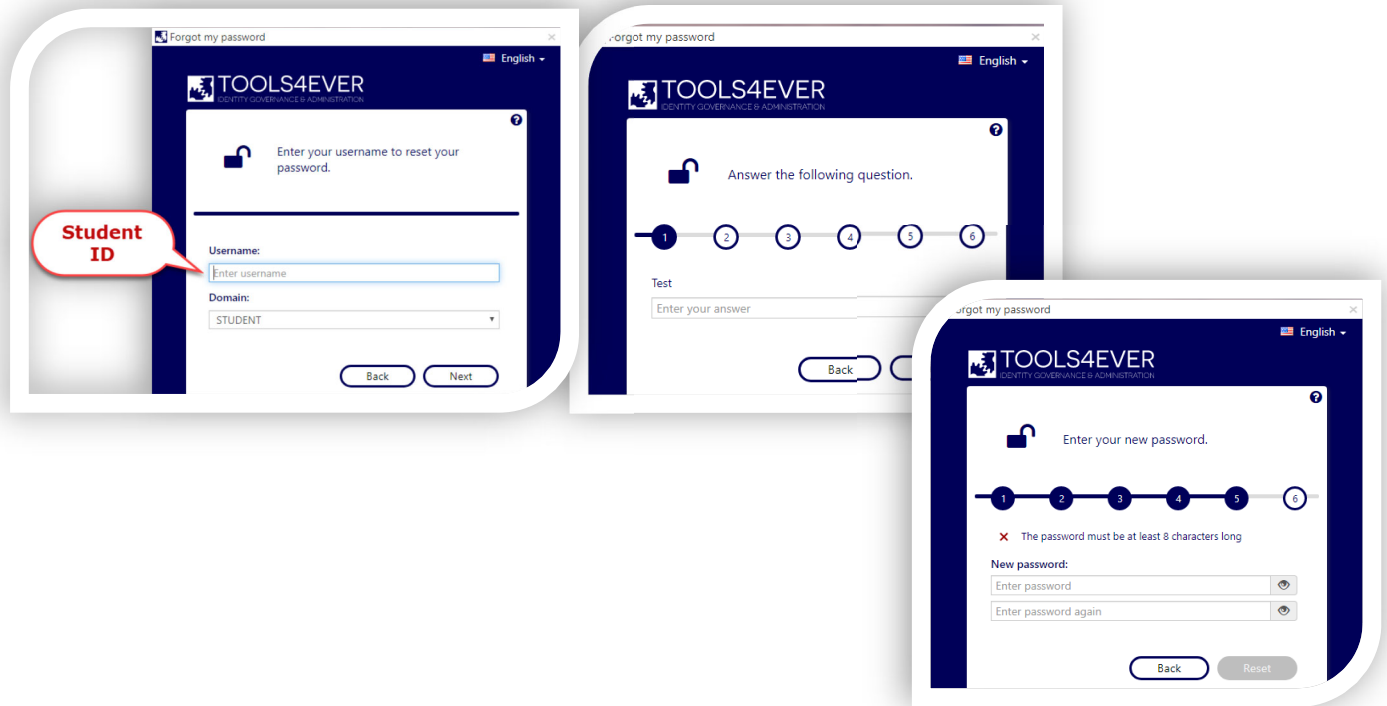
A. Enroll in Password Reset – This only needs to be done once

1. Click on 'Enroll' on the main screen
2. Enter your Username and Password and click on Next
3. You will be prompted to select questions and enter your answers
 - 2 questions for elementary students and 3 questions for secondary students
4. Click on Next after each screen until you are enrolled



B. I forgot my password and need to reset it

1. Click on 'Forgot my password' on the main screen
2. Enter your Username and click on Next
3. You will be prompted to answer the questions you had set when enrolling
4. Once your questions have been answered, you set your new password and then click on Reset



C. I know my password but want to change it

1. Click on 'Change password' on the main screen
2. Enter your Username and Password and click on Next
3. Enter your new password twice and then click on Reset

