

Infinite Campus Parent Portal

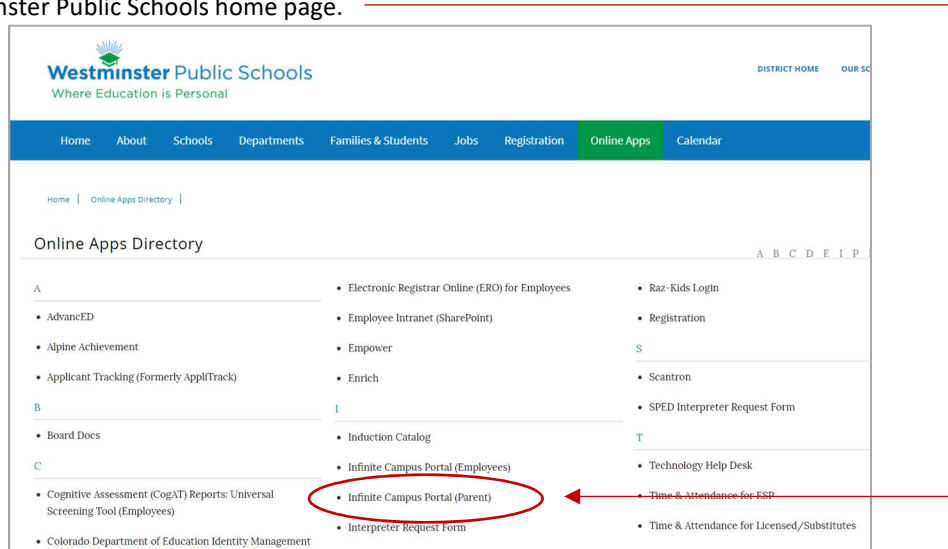
Parents of WPS students are provided an Infinite Campus Parent Portal account by the office staff at the student's school. Parents should direct their questions regarding usernames, passwords, and general support to school staff. A single parent account provides access to all family and student information.

Information Accessible on Parent Portal in Infinite Campus

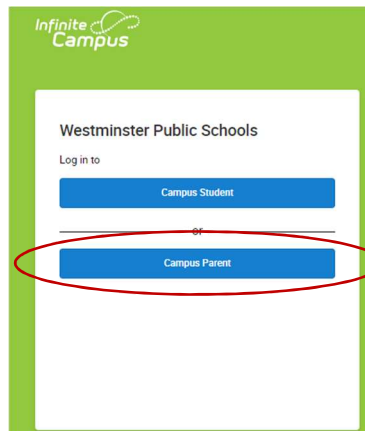
Student Information	Family Information
Student ID	Address Information
Student Grade/School	Primary Address
Student Attendance	Home Phone number
Student Schedule	Family Information
Student Fees	Guardian Information
Student Health	Cell/Email Information
Student Behavior	Sibling Information
Student Locker	
Student Emergency Contacts	
Calendar Events	
Online Registration	
Teacher Messages	

Accessing Parent Portal

To access the Parent Portal, you can either go to campus.westminsterpublicschools.org, or follow the link located under the **Online Apps** page of the Westminster Public Schools home page.

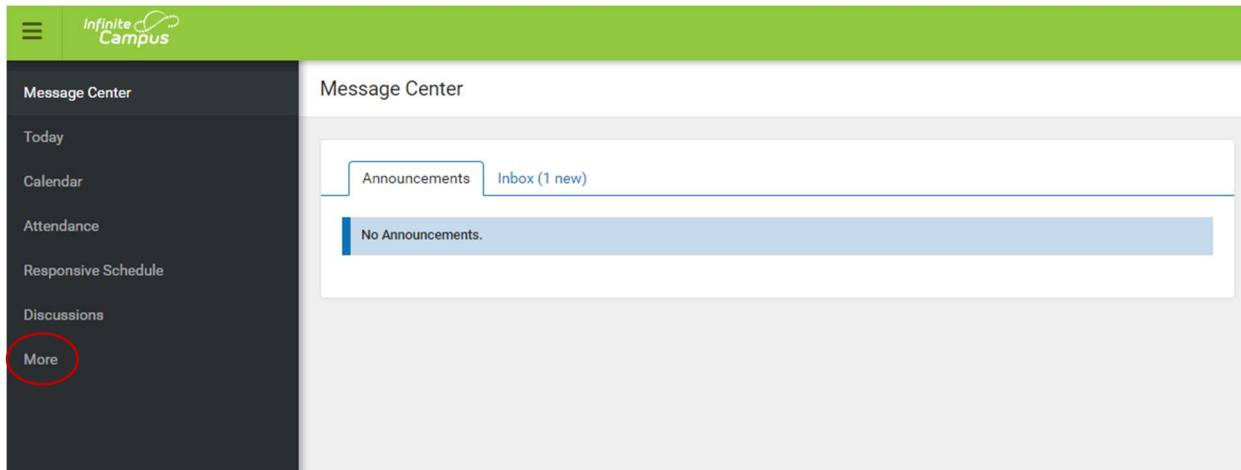


Click on the Campus Parent login option. Log in using the username/password created for you by the school.

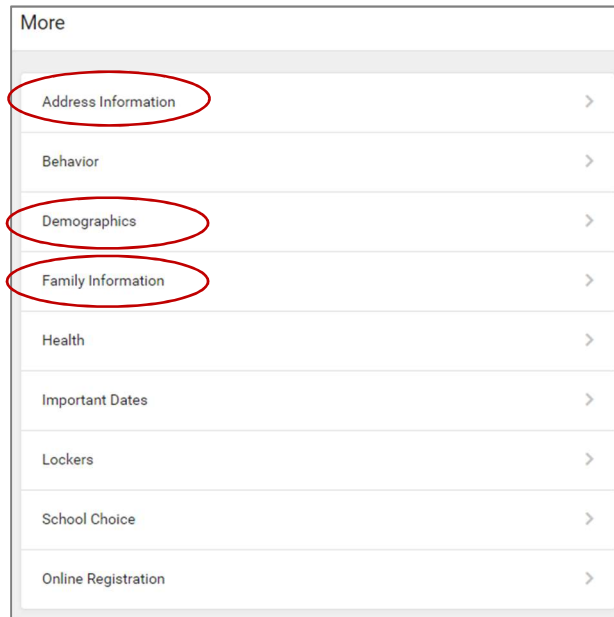


How to Request Updates to Student and Family Information

When logging in to Infinite Campus Parent Portal, you will see the Message Center screen.



1. To update student and family information, click on the More tab on the left hand side.
2. From this screen, parents are able to request changes to the following information:
 - a. Home Address
 - b. Home Phone Number
 - c. Student Demographics (Name, Birthday, Gender)
 - d. Guardian Information (Phone Number, E-Mail Address, etc.)
 - e. Emergency Contacts



Changes to your family or student information will appear in the Parent Portal after being reviewed and approved by school administration. Please contact your student's school at any time for status information and for any questions.