

School Year: **2023-24**



School Plan for Student Achievement (SPSA) Template

Instructions and requirements for completing the SPSA template may be found in the SPSA Template Instructions.

School Name	County-District-School (CDS) Code	Schoolsite Council (SSC) Approval Date	Local Board Approval Date
Washington Open Elementary School	43-69674-6049035	May 9, 2023	June 8, 2023

Purpose and Description

Briefly describe the purpose of this plan (Select from Schoolwide Program, Comprehensive Support and Improvement, Targeted Support and Improvement, or Additional Targeted Support and Improvement)

Targeted Support and Improvement

Briefly describe the school's plan for effectively meeting the ESSA requirements in alignment with the Local Control and Accountability Plan and other federal, state, and local programs.

Washington Open's school goals are developed with input from multiple stakeholders, based on data analysis, and aligned with the district's LCAP goals in order to meet the needs of all students in a systematic way. The overall objective of our improvement plan is an enhanced level of student achievement.

Table of Contents

- SPSA Title Page 1
- Purpose and Description..... 1
- Table of Contents..... 3
- Comprehensive Needs Assessment Components 5
 - Data Analysis 5
 - Surveys 5
 - Classroom Observations 6
 - Analysis of Current Instructional Program..... 7
- Educational Partner Involvement 10
- Resource Inequities 10
- School and Student Performance Data 11
 - Student Enrollment..... 11
 - CAASPP Results..... 13
 - ELPAC Results 17
 - Student Population 20
 - Overall Performance 22
 - Academic Performance 23
 - Academic Engagement 29
 - Conditions & Climate..... 32
- Goals, Strategies, & Proposed Expenditures..... 34
 - Goal 1..... 34
 - Goal 2..... 39
 - Goal 3..... 43
 - Goal 4..... 47
 - Goal 5..... 54
- Budget Summary 56
 - Budget Summary 56
 - Other Federal, State, and Local Funds 56
- Budgeted Funds and Expenditures in this Plan 57
 - Funds Budgeted to the School by Funding Source..... 57
 - Expenditures by Funding Source 57
 - Expenditures by Budget Reference 57
 - Expenditures by Budget Reference and Funding Source 57
 - Expenditures by Goal 57
- School Site Council Membership 58
- Recommendations and Assurances 59

Instructions.....60
 Instructions: Linked Table of Contents.....60
 Purpose and Description.....61
 Educational Partner Involvement61
 Resource Inequities61
Goals, Strategies, Expenditures, & Annual Review62
 Annual Review63
 Budget Summary64
 Appendix A: Plan Requirements66
 Appendix B:.....69
 Appendix C: Select State and Federal Programs71

Comprehensive Needs Assessment Components

Data Analysis

Please refer to the School and Student Performance Data section where an analysis is provided.

Surveys

This section provides a description of surveys (i.e., Student, Parent, Teacher) used during the school-year, and a summary of results from the survey(s).

Our third through fifth grade students took the SEL survey given by the SCUSD in February, 2023. Results are as shown:

SEL Factor	% of Student in each category	Level
Relationship Skills	29	Very Low
Responsible Decision-Making	53	Very Low
Self-Awareness - Future	4	Very Low
Self-Awareness - Learning	42	Very Low
Self-Management - School	57	Very Low
Social-Awareness - Classroom	26	Very Low
Social-Awareness - School	13	Very Low
Relationship Skills	30	Low
Responsible Decision-Making	19	Low
Self-Awareness - Future	7	Low
Self-Awareness - Learning	32	Low
Self-Management - School	17	Low
Social-Awareness - Classroom	23	Low
Social-Awareness - School	10	Low
Relationship Skills	22	Moderate
Responsible Decision-Making	34	Moderate
Self-Awareness - Future	16	Moderate
Self-Awareness - Learning	27	Moderate
Self-Management - School	34	Moderate
Social-Awareness - Classroom	24	Moderate
Social-Awareness - School	20	Moderate
Relationship Skills	26	High
Responsible Decision-Making	26	High
Self-Awareness - Future	23	High
Self-Awareness - Learning	22	High
Self-Management - School	22	High
Social-Awareness - Classroom	23	High
Social-Awareness - School	25	High
Relationship Skills	38	Very High
Responsible Decision-Making	13	Very High
Self-Awareness - Future	95	Very High
Self-Awareness - Learning	24	Very High
Self-Management - School	9	Very High
Social-Awareness - Classroom	49	Very High
Social-Awareness - School	77	Very High

A schoolwide school climate survey was given to families in late April, 2023. We had 182 family members respond to the survey.

Nearly all respondents agreed that overall, their child (97%) and their family (94%) have benefited from their experience at WO.

95% report that they feel they understand the philosophy of the school.

89% report that their expectations about WO have been met.

Healthy Kids Survey given in Spring, 2022, results were:

Data from Spring, 2022:

School connectedness: 80% reported positive responses

Academic motivation: 80% reported positive responses

Caring relationships: 78% reported positive responses

High expectations: 85% reported positive responses

Meaningful participation: 42% reported positive responses

Perceived school safety: 95% reported positive responses

Low violence victimization: 68% reported low violence

Fairness: 85% reported positive responses

Rule clarity: 89% reported positive responses

Social emotional learning supports: 89% reported positive responses

Anti-bullying climate: 65% reported positive responses

Positive behavior: 96% reported positive responses

Parent involvement in schooling: 74% reported positive responses

Facilities upkeep: 88% reported positive responses

Classroom Observations

This section provides a description of types and frequency of classroom observations conducted during the school-year and a summary of findings.

Classroom observations focus on academics, social-emotional learning, and ways to support students, families, and staff members. They happen on a daily or weekly basis. The observations are to support teachers and to see what and how students are learning. They also serve as a way to see all the positive instruction that is taking place in classrooms as well as a way to offer strategies that support student learning.

Analysis of Current Instructional Program

The following statements are derived from the Elementary and Secondary Education Act (ESEA) of 1965 and Essential Program Components (EPCs). In conjunction with the needs assessments, these categories may be used to discuss and develop critical findings that characterize current instructional practice for numerically significant subgroups as well as individual students who are:

- Not meeting performance goals
- Meeting performance goals
- Exceeding performance goals

Discussion of each of these statements should result in succinct and focused findings based on verifiable facts. Avoid vague or general descriptions. Each successive school plan should examine the status of these findings and note progress made. Special consideration should be given to any practices, policies, or procedures found to be noncompliant through ongoing monitoring of categorical programs.

Standards, Assessment, and Accountability

Use of state and local assessments to modify instruction and improve student achievement (ESEA)

All students are assessed using state-mandated, district-adopted assessments, and classroom assessments. Data is regularly analyzed by teachers and administrators to monitor student learning and improve instruction.

Use of data to monitor student progress on curriculum-embedded assessments and modify instruction (EPC)

All students are assessed using multiple measures including site-based, classroom and curriculum-embedded assessments. Data is frequently analyzed by teachers and administrators to monitor student learning and improve instruction. We have two team collaborations a year where each teacher comes in and talks about all of their students. We hold weekly SSTs. Teachers frequently have informal conversations with the principal about students. We also have three meetings a year with intervention teachers and instructional coach to evaluate intervention groups and determine students who need extra support.

Staffing and Professional Development

Status of meeting requirements for highly qualified staff (ESEA)

100% of our teachers are highly qualified. Teachers and classified staff members engage in professional learning opportunities throughout the school year to continue to reflect and refine instructional and student support practices.

Sufficiency of credentialed teachers and teacher professional development (e.g., access to instructional materials training on SBE-adopted instructional materials) (EPC)

Teachers of core academic subjects possess the appropriate credential, authorization or intern credential and demonstrate subject matter knowledge and competence. The school/district provides professional development for teachers in all subject areas, grade levels, special education, ELD and technology that focus on full implementation of district-adopted curriculum, pacing guides, and California Standards.

Alignment of staff development to content standards, assessed student performance, and professional needs (ESEA)

All professional development is designed to support transition to and implement of the California Standards and 21st century teaching and learning practices.

Ongoing instructional assistance and support for teachers (e.g., use of content experts and instructional coaches) (EPC)

Teachers receive support with instruction through ongoing professional development, coaching and collaboration. Instructional leadership providers include TOSAs, administrators, department chairpersons, grade level leads, teacher leaders, and outside consultants.

Teacher collaboration by grade level (kindergarten through grade eight [K–8]) and department (grades nine through twelve) (EPC)

Designated time for teacher collaboration occurs on a regular basis. Time is built into staff meetings and site-based collaboration meetings as well as before school and during the school day. Each grade level team meets to analyze data on student learning, identify resources and interventions for students, and reflect and refine their instructional practices.

Teaching and Learning

Alignment of curriculum, instruction, and materials to content and performance standards (ESEA)

All instructional materials are aligned, or in the process of becoming aligned, to the California Standards (e.g., Common Core, Next Generation Science Standards, CTE Model Curriculum Standards, and ELA/ELD Framework).

Adherence to recommended instructional minutes for reading/language arts and mathematics (K–8) (EPC)

The school complies with and monitors the daily implementation of recommended and required instructional time for all content areas including English Language Development, Language Arts, Mathematics and Physical Education.

Lesson pacing schedule (K–8) and master schedule flexibility for sufficient numbers of intervention courses (EPC)

Supporting struggling students is a priority across our TK-12 programs. In Elementary, teachers collaborate with specialists, SAI teachers and administrative staff to determine intervention schedules. In Secondary, building the master schedule is centered upon prioritization of Intervention courses.

Availability of standards-based instructional materials appropriate to all student groups (ESEA)

Every student has access to standards-based instructional materials as required by the Williams Act.

Use of SBE-adopted and standards-aligned instructional materials, including intervention materials, and for high school students, access to standards-aligned core courses (EPC)

All teachers use instructional materials aligned to the California standards, including intervention materials to help differentiate instruction.

Opportunity and Equal Educational Access

Services provided by the regular program that enable underperforming students to meet standards (ESEA)

Underperforming students are offered a range of supports including (for example) differentiated instruction, inclusion, intervention specialists, tutoring, homework clubs, and core support classes. Supports are based on individual student needs.

Evidence-based educational practices to raise student achievement

The district's teachers consistently use research-based educational practices to raise student achievement, including (for example) Reading/Writing Workshop, Reading Recovery, RIS, Balanced Literacy (shared and guided reading/writing), leveled readers/reading materials, direct instruction (including spelling, phonics and vocabulary development), Total Physical Response (TPR), oral language development, SDAIE, iReady, target meetings, assessment walls, Marzano's Effective Strategies, Understanding by Design (UbD), and Gradual Release of Responsibility.

Parental Engagement

Resources available from family, school, district, and community to assist under-achieving students (ESEA)

Programs that support at-risk students include, Academic Support during the day, clubs, mentoring programs, tutoring, counseling, Reading Recovery, Extended Day, State Preschool, Before and After School Programs sports, library, Healthy Play, summer school, alternative and opportunities programs, and educational options.

Involvement of parents, community representatives, classroom teachers, other school personnel, and students in secondary schools, in the planning, implementation, and evaluation of ConApp programs (5 California Code of Regulations 3932)

The School Site Council (SSC) and English Learner Advisory Committee (ELAC) annually determine the activities and services that will be implemented to support all students' academic achievement. Throughout the year, the staff, the SSC, ELAC and advisory committees monitor the school's SPSA.

Funding

Services provided by categorical funds that enable underperforming students to meet standards (ESEA)

The School Site Council (SSC), The English Learner Advisory Committee (ELAC), and Site Leadership Team allocates funds towards activities, materials, staffing and other services that accelerate learning for underperforming students.

Fiscal support (EPC)

The school's/district's general and categorical funds are coordinated, prioritized and allocated to align with the district's LCAP goals and the school's SPSA goals.

Educational Partner Involvement

How, when, and with whom did the school consult as part of the planning process for this SPSA/Annual Review and Update?

Involvement Process for the SPSA and Annual Review and Update

The School Site Council and the English Learner Advisory Committee are a joint committee. They meet once a month to review the school plan, review data and update goals/budget. At the beginning of each year the principal and teachers review what the needs of the students. Twice a year a team and the principal and instructional coach meet with each teacher to talk about every child in their classroom. We discuss social emotional and academic needs for the students. The principal and instructional coach meet with the Academic Support Team three times a year to discuss grouping of students for intervention. School Site Council and English Learner Advisory Committee reviews the budget at the beginning of the year and in December checks in on the school's SPSA Goals. In May we finalize the plan for next year.

Resource Inequities

Briefly identify and describe any resource inequities identified as a result of the required needs assessment, as applicable.

More counseling time and social skills groups are needed. Our student population with specific behavioral and social emotional needs is growing. We need 5 days a week for an intern/counselor.

School and Student Performance Data

Student Enrollment Enrollment By Student Group

Student Enrollment Enrollment By Grade Level

Student Enrollment by Grade Level			
Grade	Number of Students		
	20-21	21-22	22-23
Kindergarten	62	59	49
Grade 1	61	59	56
Grade 2	63	56	55
Grade3	63	51	53
Grade 4	44	50	50
Grade 5	46	36	46
Total Enrollment	339	311	309

Conclusions based on this data:

1. Our enrollment has gone down over the last three years.
2. The pandemic may have caused a drop in enrollment as the parent participation program has not been able to be fully functional due to Covid restrictions.

School and Student Performance Data

Student Enrollment English Learner (EL) Enrollment

English Learner (EL) Enrollment						
Student Group	Number of Students			Percent of Students		
	20-21	21-22	22-23	20-21	21-22	22-23
English Learners	38	46	28	11.20%	14.8%	9.1%
Fluent English Proficient (FEP)	72	68	81	21.20%	21.9%	26.2%
Reclassified Fluent English Proficient (RFEP)	6			15.8%		

Conclusions based on this data:

1. Our EL population is small but growing.

School and Student Performance Data

CAASPP Results English Language Arts/Literacy (All Students)

Overall Participation for All Students												
Grade Level	# of Students Enrolled			# of Students Tested			# of Students with			% of Enrolled Students		
	20-21	21-22	22-23	20-21	21-22	22-23	20-21	21-22	22-23	20-21	21-22	22-23
Grade 3	54	50		0	50		0	50		0.0	100.0	
Grade 4	43	50		0	50		0	50		0.0	100.0	
Grade 5	45	36		0	34		0	34		0.0	94.4	
All Grades	142	136		0	134		0	134		0.0	98.5	

The "% of Enrolled Students Tested" showing in this table is not the same as "Participation Rate" for federal accountability purposes.

Overall Achievement for All Students															
Grade Level	Mean Scale Score			% Standard			% Standard Met			% Standard Nearly			% Standard Not		
	20-21	21-22	22-23	20-21	21-22	22-23	20-21	21-22	22-23	20-21	21-22	22-23	20-21	21-22	22-23
Grade 3		2479.			44.00			26.00			22.00			8.00	
Grade 4		2515.			48.00			22.00			16.00			14.00	
Grade 5		2571.			50.00			29.41			11.76			8.82	
All Grades	N/A	N/A	N/A		47.01			25.37			17.16			10.45	

Reading Demonstrating understanding of literary and non-fictional texts												
Grade Level	% Above Standard			% At or Near Standard			% Below Standard					
	20-21	21-22	22-23	20-21	21-22	22-23	20-21	21-22	22-23			
Grade 3		38.00			58.00			4.00				
Grade 4		34.00			60.00			6.00				
Grade 5		38.24			52.94			8.82				
All Grades		36.57			57.46			5.97				

Writing Producing clear and purposeful writing									
Grade Level	% Above Standard			% At or Near Standard			% Below Standard		
	20-21	21-22	22-23	20-21	21-22	22-23	20-21	21-22	22-23
Grade 3		32.00			58.00			10.00	
Grade 4		28.00			60.00			12.00	
Grade 5		52.94			38.24			8.82	
All Grades		35.82			53.73			10.45	

Listening									
Demonstrating effective communication skills									
Grade Level	% Above Standard			% At or Near Standard			% Below Standard		
	20-21	21-22	22-23	20-21	21-22	22-23	20-21	21-22	22-23
Grade 3		14.00			82.00			4.00	
Grade 4		18.00			78.00			4.00	
Grade 5		8.82			85.29			5.88	
All Grades		14.18			81.34			4.48	

Research/Inquiry									
Investigating, analyzing, and presenting information									
Grade Level	% Above Standard			% At or Near Standard			% Below Standard		
	20-21	21-22	22-23	20-21	21-22	22-23	20-21	21-22	22-23
Grade 3		36.00			48.00			16.00	
Grade 4		26.00			72.00			2.00	
Grade 5		26.47			67.65			5.88	
All Grades		29.85			61.94			8.21	

Conclusions based on this data:

1. We need to focus efforts on students who are below standard.

School and Student Performance Data

CAASPP Results Mathematics (All Students)

Overall Participation for All Students												
Grade Level	# of Students Enrolled			# of Students Tested			# of Students with			% of Enrolled Students		
	20-21	21-22	22-23	20-21	21-22	22-23	20-21	21-22	22-23	20-21	21-22	22-23
Grade 3	54	50		0	50		0	50		0.0	100.0	
Grade 4	43	50		0	50		0	50		0.0	100.0	
Grade 5	45	36		0	33		0	33		0.0	91.7	
All Grades	142	136		0	133		0	133		0.0	97.8	

* The “% of Enrolled Students Tested” showing in this table is not the same as “Participation Rate” for federal accountability purposes.

Overall Achievement for All Students															
Grade Level	Mean Scale Score			% Standard			% Standard Met			% Standard Nearly			% Standard Not		
	20-21	21-22	22-23	20-21	21-22	22-23	20-21	21-22	22-23	20-21	21-22	22-23	20-21	21-22	22-23
Grade 3		2478.			32.00			38.00			24.00			6.00	
Grade 4		2524.			34.00			38.00			16.00			12.00	
Grade 5		2553.			45.45			21.21			18.18			15.15	
All Grades	N/A	N/A	N/A		36.09			33.83			19.55			10.53	

Concepts & Procedures Applying mathematical concepts and procedures									
Grade Level	% Above Standard			% At or Near Standard			% Below Standard		
	20-21	21-22	22-23	20-21	21-22	22-23	20-21	21-22	22-23
Grade 3		36.00			60.00			4.00	
Grade 4		48.00			36.00			16.00	
Grade 5		39.39			42.42			18.18	
All Grades		41.35			46.62			12.03	

Problem Solving & Modeling/Data Analysis Using appropriate tools and strategies to solve real world and mathematical problems									
Grade Level	% Above Standard			% At or Near Standard			% Below Standard		
	20-21	21-22	22-23	20-21	21-22	22-23	20-21	21-22	22-23
Grade 3		42.00			48.00			10.00	
Grade 4		36.00			56.00			8.00	
Grade 5		36.36			45.45			18.18	
All Grades		38.35			50.38			11.28	

Communicating Reasoning Demonstrating ability to support mathematical conclusions									
Grade Level	% Above Standard			% At or Near Standard			% Below Standard		
	20-21	21-22	22-23	20-21	21-22	22-23	20-21	21-22	22-23
Grade 3		42.00			44.00			14.00	
Grade 4		34.00			58.00			8.00	
Grade 5		39.39			42.42			18.18	
All Grades		38.35			48.87			12.78	

Conclusions based on this data:

1. We need to focus on students who are below the standard.

School and Student Performance Data

ELPAC Results

ELPAC Summative Assessment Data Number of Students and Mean Scale Scores for All Students												
Grade Level	Overall			Oral Language			Written Language			Number of Students Tested		
	20-21	21-22	22-23	20-21	21-22	22-23	20-21	21-22	22-23	20-21	21-22	22-23
K	*	1504.9		*	1501.9		*	1511.6		10	17	
1	1519.8	*		1527.4	*		1511.5	*		12	5	
2	*	*		*	*		*	*		5	5	
3	*	*		*	*		*	*		4	*	
4	*	*		*	*		*	*		*	*	
All Grades										34	30	

Overall Language Percentage of Students at Each Performance Level for All Students															
Grade Level	Level 4			Level 3			Level 2			Level 1			Total Number of Students		
	20-21	21-22	22-23	20-21	21-22	22-23	20-21	21-22	22-23	20-21	21-22	22-23	20-21	21-22	22-23
K	*	64.71		*	35.29		*	0.00		*	0.00		*	17	
1	58.33	*		25.00	*		16.67	*		0.00	*		12	*	
2	*	*		*	*		*	*		*	*		*	*	
3	*	*		*	*		*	*		*	*		*	*	
4	*	*		*	*		*	*		*	*		*	*	
All Grades	58.82	56.67		26.47	36.67		14.71	6.67		0.00	0.00		34	30	

Oral Language Percentage of Students at Each Performance Level for All Students															
Grade Level	Level 4			Level 3			Level 2			Level 1			Total Number of Students		
	20-21	21-22	22-23	20-21	21-22	22-23	20-21	21-22	22-23	20-21	21-22	22-23	20-21	21-22	22-23
K	*	64.71		*	35.29		*	0.00		*	0.00		*	17	
1	58.33	*		25.00	*		16.67	*		0.00	*		12	*	
2	*	*		*	*		*	*		*	*		*	*	
3	*	*		*	*		*	*		*	*		*	*	
4	*	*		*	*		*	*		*	*		*	*	
All Grades	52.94	63.33		35.29	36.67		11.76	0.00		0.00	0.00		34	30	

Written Language Percentage of Students at Each Performance Level for All Students															
Grade Level	Level 4			Level 3			Level 2			Level 1			Total Number of Students		
	20-21	21-22	22-23	20-21	21-22	22-23	20-21	21-22	22-23	20-21	21-22	22-23	20-21	21-22	22-23
K	*	35.29		*	35.29		*	29.41		*	0.00		*	17	
1	16.67	*		50.00	*		33.33	*		0.00	*		12	*	
2	*	*		*	*		*	*		*	*		*	*	
3	*	*		*	*		*	*		*	*		*	*	
4	*	*		*	*		*	*		*	*		*	*	
All Grades	50.00	26.67		23.53	40.00		23.53	30.00		2.94	3.33		34	30	

Listening Domain Percentage of Students by Domain Performance Level for All Students												
Grade Level	Well Developed			Somewhat/Moderately			Beginning			Total Number of Students		
	20-21	21-22	22-23	20-21	21-22	22-23	20-21	21-22	22-23	20-21	21-22	22-23
K	*	88.24		*	11.76		*	0.00		*	17	
1	75.00	*		25.00	*		0.00	*		12	*	
2	*	*		*	*		*	*		*	*	
3	*	*		*	*		*	*		*	*	
4	*	*		*	*		*	*		*	*	
All Grades	54.55	73.33		45.45	26.67		0.00	0.00		33	30	

Speaking Domain Percentage of Students by Domain Performance Level for All Students												
Grade Level	Well Developed			Somewhat/Moderately			Beginning			Total Number of Students		
	20-21	21-22	22-23	20-21	21-22	22-23	20-21	21-22	22-23	20-21	21-22	22-23
K	*	41.18		*	58.82		*	0.00		*	17	
1	50.00	*		50.00	*		0.00	*		12	*	
2	*	*		*	*		*	*		*	*	
3	*	*		*	*		*	*		*	*	
4	*	*		*	*		*	*		*	*	
All Grades	52.94	56.67		44.12	43.33		2.94	0.00		34	30	

Reading Domain Percentage of Students by Domain Performance Level for All Students												
Grade Level	Well Developed			Somewhat/Moderately			Beginning			Total Number of Students		
	20-21	21-22	22-23	20-21	21-22	22-23	20-21	21-22	22-23	20-21	21-22	22-23
K	*	35.29		*	64.71		*	0.00		*	17	
1	33.33	*		66.67	*		0.00	*		12	*	
2	*	*		*	*		*	*		*	*	
3	*	*		*	*		*	*		*	*	
4	*	*		*	*		*	*		*	*	
All Grades	48.48	36.67		48.48	56.67		3.03	6.67		33	30	

Writing Domain Percentage of Students by Domain Performance Level for All Students												
Grade Level	Well Developed			Somewhat/Moderately			Beginning			Total Number of Students		
	20-21	21-22	22-23	20-21	21-22	22-23	20-21	21-22	22-23	20-21	21-22	22-23
K	*	58.82		*	35.29		*	5.88		*	17	
1	25.00	*		66.67	*		8.33	*		12	*	
2	*	*		*	*		*	*		*	*	
3	*	*		*	*		*	*		*	*	
4	*	*		*	*		*	*		*	*	
All Grades	44.12	40.00		52.94	56.67		2.94	3.33		34	30	

Conclusions based on this data:

1. Our English language learners make at least a years growth each year.

School and Student Performance Data

Student Population

For the past two years, many state and federal accountability requirements were waived or adjusted due to the impact of the COVID-19 pandemic on LEAs, schools, and students. Beginning with the 2021-22 school year, the requirements to hold schools and districts accountable for student outcomes has returned with the release of the 2022 California School Dashboard (Dashboard). The Every Student Succeeds Act is requiring all states to determine schools eligible for support. Similarly, under state law, Assembly Bill (AB) 130, which was signed into law in 2021, mandates the return of the Dashboard using only current year performance data to determine LEAs for support. Therefore, to meet this state requirement, only the 2021-22 school year data will be reported on the 2022 Dashboard for state indicators. (Data for Change [or the difference from prior year] and performance colors will not be reported.)

This section provides information about the school's student population.

2021-22 Student Population			
Total Enrollment	Socioeconomically Disadvantaged	English Learners	Foster Youth
311	7.4	14.8	Students whose well being is the responsibility of a court.
Total Number of Students enrolled in Washington Open Elementary School.	Students who are eligible for free or reduced priced meals; or have parents/guardians who did not receive a high school diploma.	Students who are learning to communicate effectively in English, typically requiring instruction in both the English Language and in their academic courses.	

2021-22 Enrollment for All Students/Student Group		
Student Group	Total	Percentage
English Learners	46	14.8
Foster Youth		
Homeless	2	0.6
Socioeconomically Disadvantaged	23	7.4
Students with Disabilities	35	11.3

Enrollment by Race/Ethnicity		
Student Group	Total	Percentage
African American	1	0.3
American Indian	2	0.6
Asian	101	32.5
Filipino	10	3.2
Hispanic	41	13.2
Two or More Races	43	13.8
Pacific Islander		
White	108	34.7

Conclusions based on this data:

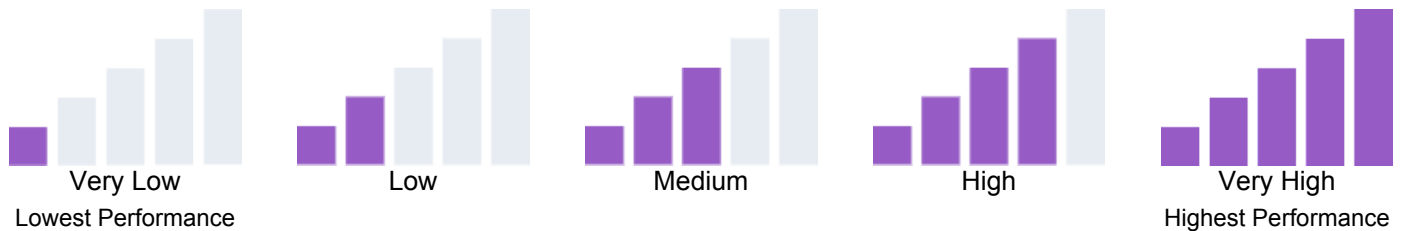
1. Washington Open's diversity is growing.

School and Student Performance Data

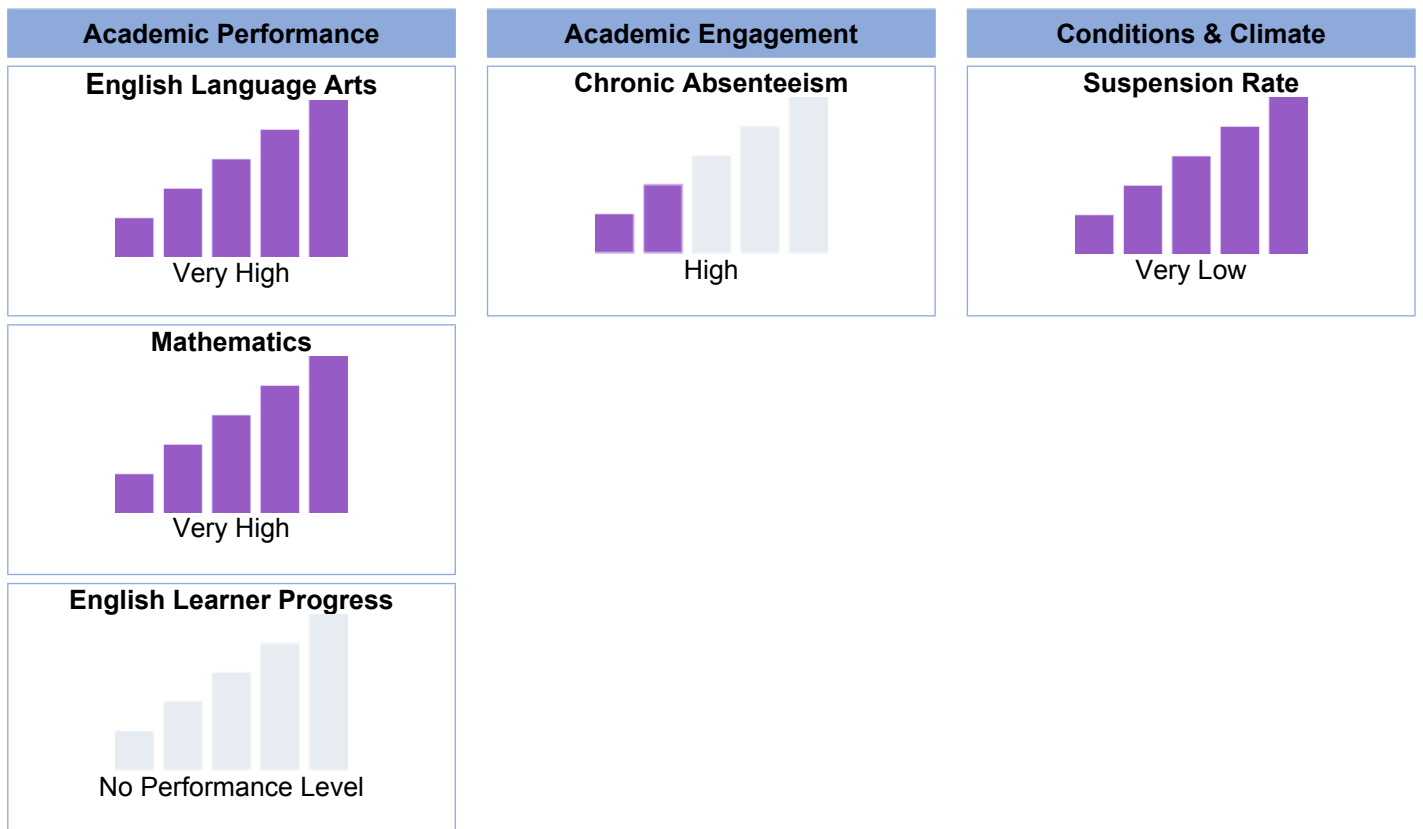
Overall Performance

Due to the COVID-19 pandemic, state law allows the 2022 Dashboard to only display the most current year of data (also known as Status). For this year only, performance levels will be reported using one of five Status levels (ranging from Very High, High, Medium, Low, and Very Low) for state measures. Please note that the Status levels associated with the Chronic Absenteeism and Suspension Rate Indicators are reversed (ranging from Very Low, Low, Medium, High, and Very High). Information regarding this year's Dashboard data is available within the [Dashboard Communications Toolkit](#).

Because performance on state measures is based on current year (i.e., 2021-22) results only for the 2022 Dashboard, the color dials have been replaced with one of five Status levels (ranging from Very High, High, Medium, Low, and Very Low).



2022 Fall Dashboard Overall Performance for All Students



Conclusions based on this data:

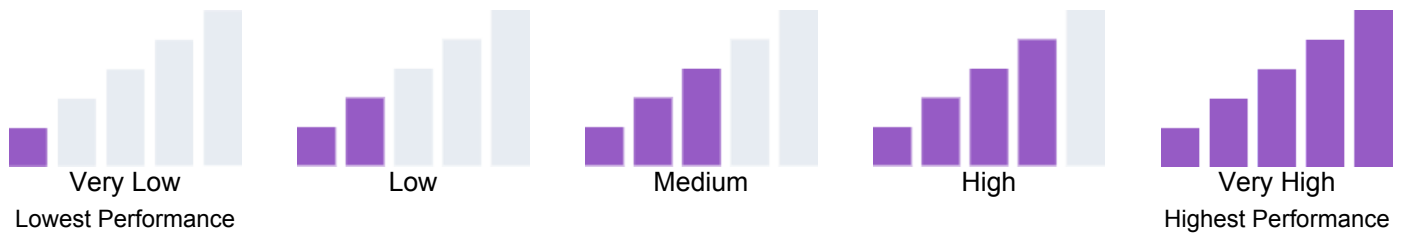
1. Our data continues to show growth.
2. We need to continue to monitor our ML learners.

School and Student Performance Data

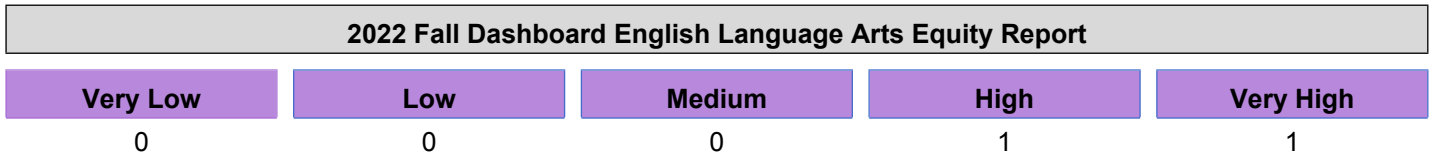
Academic Performance English Language Arts

Due to the COVID-19 pandemic, state law allows the 2022 Dashboard to only display the most current year of data (also known as Status). For this year only, performance levels will be reported using one of five Status levels (ranging from Very High, High, Medium, Low, and Very Low) for state measures. Please note that the Status levels associated with the Chronic Absenteeism and Suspension Rate Indicators are reversed (ranging from Very Low, Low, Medium, High, and Very High). Information regarding this year's Dashboard data is available within the [Dashboard Communications Toolkit](#).

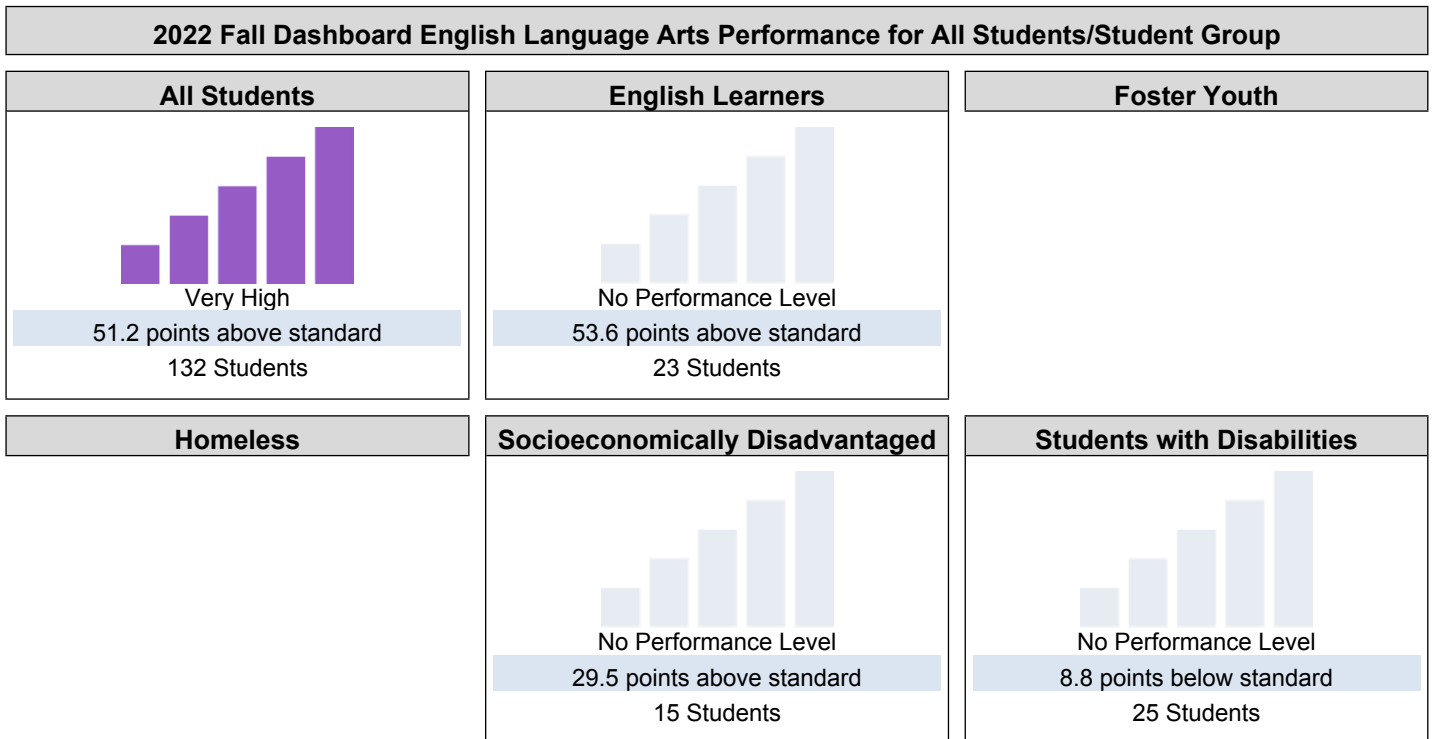
Because performance on state measures is based on current year (i.e., 2021-22) results only for the 2022 Dashboard, the color dials have been replaced with one of five Status levels (ranging from Very High, High, Medium, Low, and Very Low).



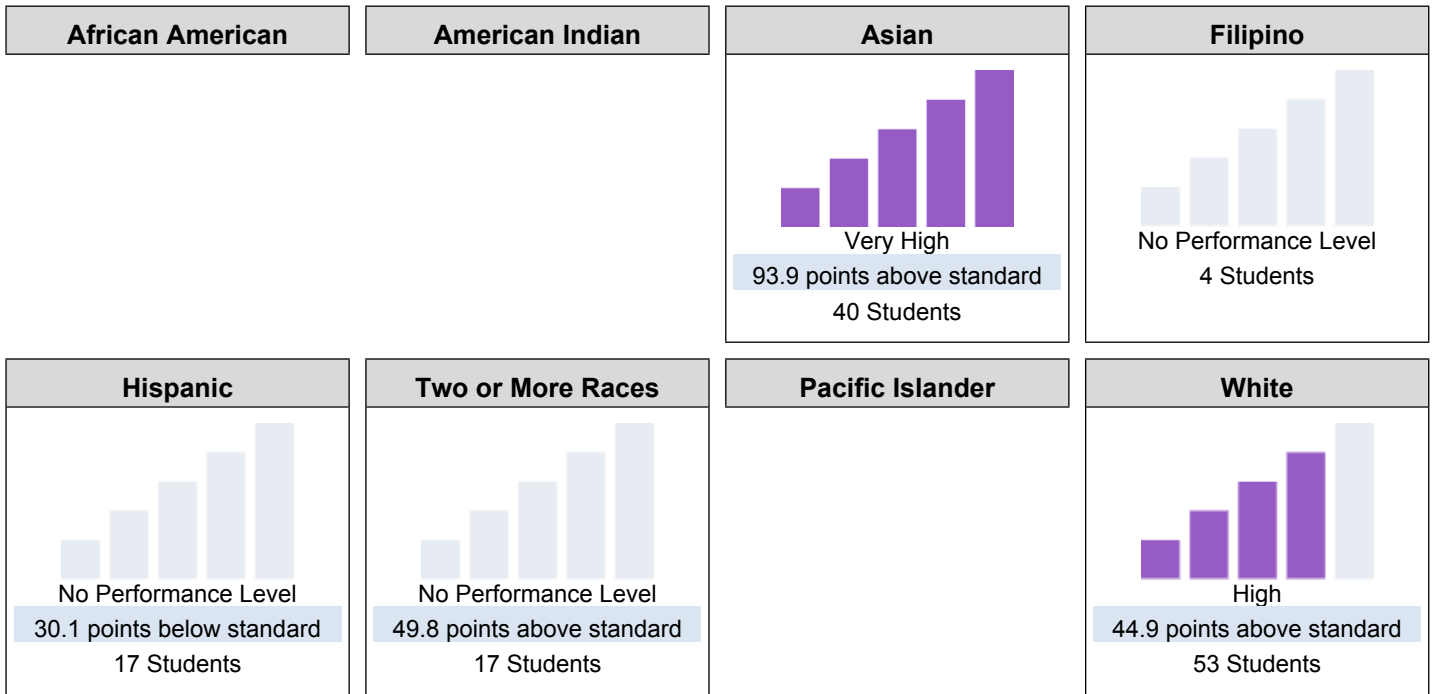
This section provides number of student groups in each level.



This section provides a view of how well students are meeting grade-level standards on the English Language Arts assessment. This measure is based on student performance on either the Smarter Balanced Summative Assessment or the California Alternate Assessment, which is taken annually by students in grades 3–8 and grade 11.



2022 Fall Dashboard English Language Arts Performance by Race/Ethnicity



This section provides additional information on distance from standard for current English learners, prior or Reclassified English learners, and English Only students in English Language Arts.

2022 Fall Dashboard English Language Arts Data Comparisons for English Learners

Current English Learner	Reclassified English Learners	English Only
3 Students	<p>76.7 points above standard</p> <p>20 Students</p>	<p>52.6 points above standard</p> <p>92 Students</p>

Conclusions based on this data:

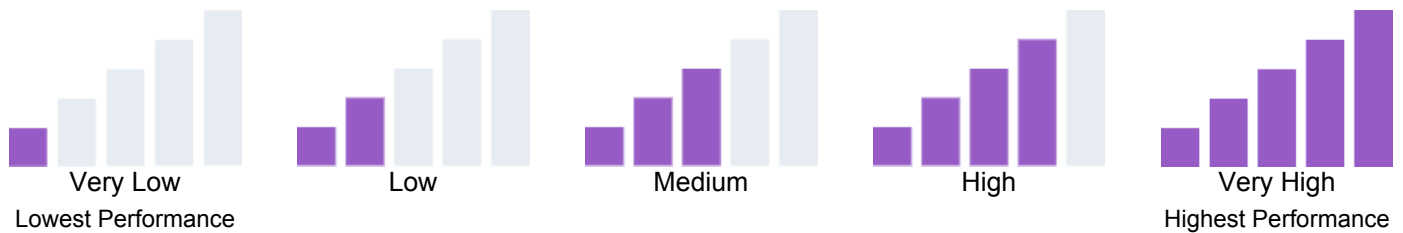
1. Our reclassified English learners are performing above standard.

School and Student Performance Data

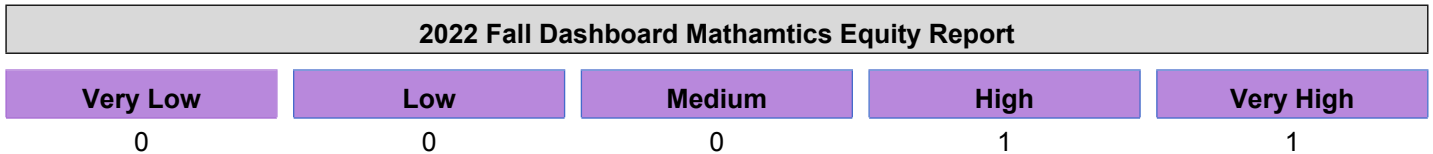
Academic Performance Mathematics

Due to the COVID-19 pandemic, state law allows the 2022 Dashboard to only display the most current year of data (also known as Status). For this year only, performance levels will be reported using one of five Status levels (ranging from Very High, High, Medium, Low, and Very Low) for state measures. Please note that the Status levels associated with the Chronic Absenteeism and Suspension Rate Indicators are reversed (ranging from Very Low, Low, Medium, High, and Very High). Information regarding this year's Dashboard data is available within the [Dashboard Communications Toolkit](#).

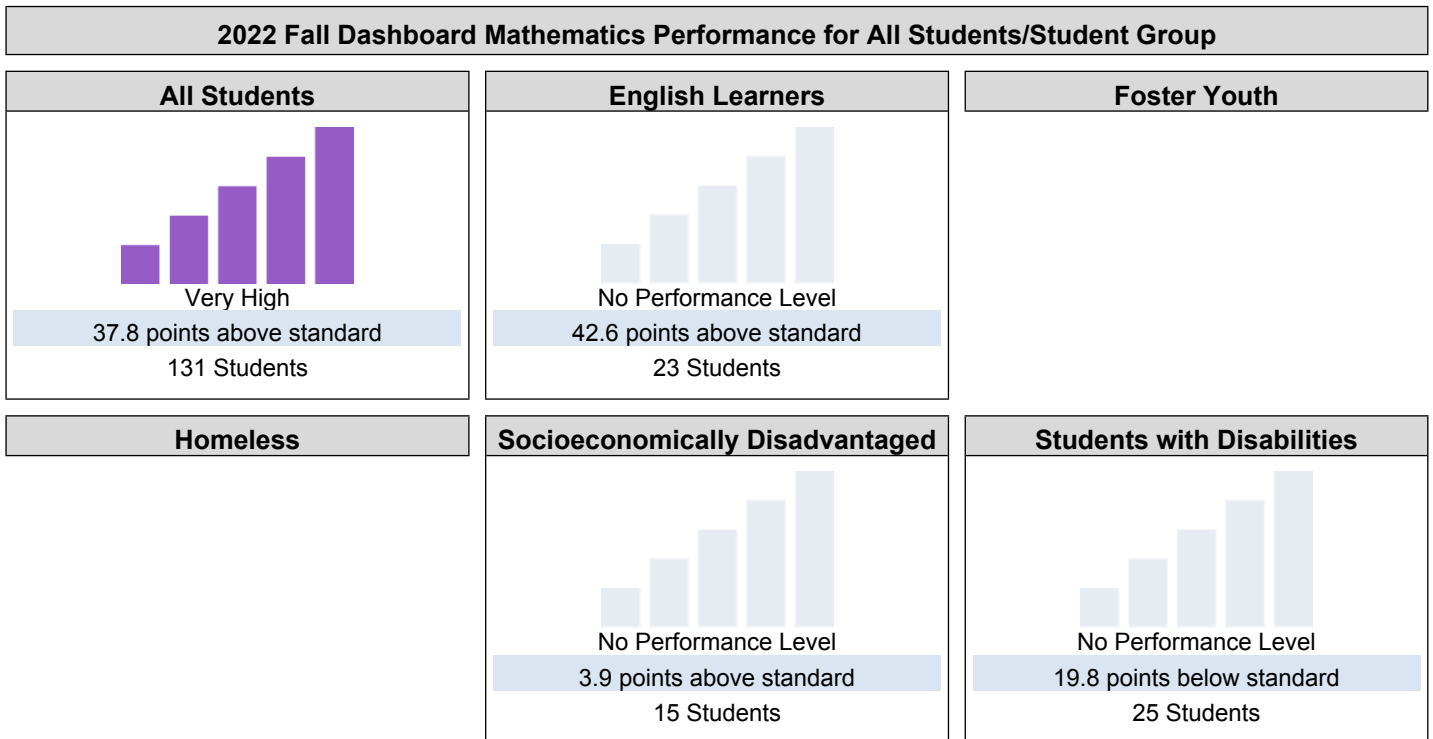
Because performance on state measures is based on current year (i.e., 2021-22) results only for the 2022 Dashboard, the color dials have been replaced with one of five Status levels (ranging from Very High, High, Medium, Low, and Very Low).



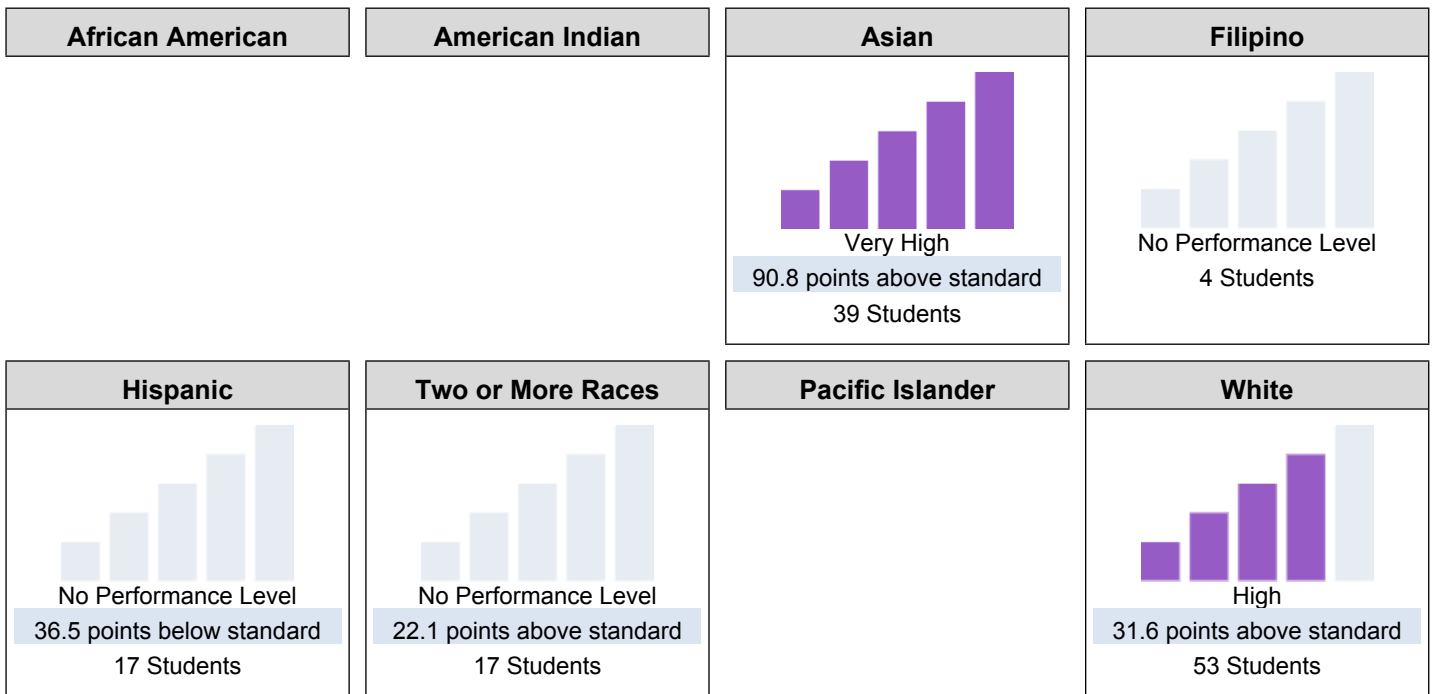
This section provides number of student groups in each level.



This section provides a view of how well students are meeting grade-level standards on the Mathematics assessment. This measure is based on student performance either on the Smarter Balanced Summative Assessment or the California Alternate Assessment, which is taken annually by students in grades 3–8 and grade 11.



2022 Fall Dashboard Mathematics Performance by Race/Ethnicity



This section provides additional information on distance from standard for current English learners, prior or Reclassified English learners, and English Only students in mathematics

2022 Fall Dashboard Mathematics Data Comparisons for English Learners

Current English Learner	Reclassified English Learners	English Only
3 Students	<p>61.7 points above standard</p> <p>20 Students</p>	<p>38.1 points above standard</p> <p>92 Students</p>

Conclusions based on this data:

1. Our focus needs to be on math.

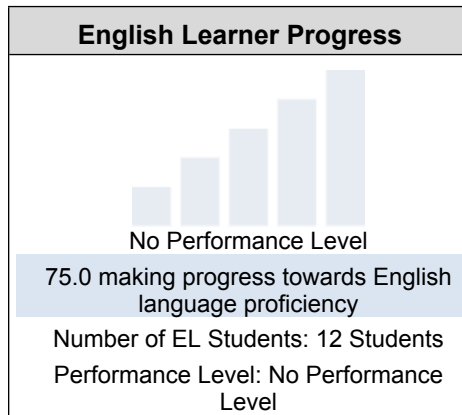
School and Student Performance Data

Academic Performance English Learner Progress

Due to the COVID-19 pandemic, state law allows the 2022 Dashboard to only display the most current year of data (also known as Status). For this year only, performance levels will be reported using one of five Status levels (ranging from Very High, High, Medium, Low, and Very Low) for state measures. Please note that the Status levels associated with the Chronic Absenteeism and Suspension Rate Indicators are reversed (ranging from Very Low, Low, Medium, High, and Very High). Information regarding this year's Dashboard data is available within the [Dashboard Communications Toolkit](#).

This section provides information on the percentage of current EL students making progress towards English language proficiency or maintaining the highest level.

2022 Fall Dashboard English Learner Progress Indicator



This section provides a view of the percentage of current EL students who progressed at least one ELPI level, maintained ELPI level 4, maintained lower ELPI levels (i.e., levels 1, 2L, 2H, 3L, or 3H), or decreased at least one ELPI Level.

2022 Fall Dashboard Student English Language Acquisition Results

Decreased One ELPI Level	Maintained ELPI Level 1, 2L, 2H, 3L, or 3H	Maintained ELPI Level 4	Progressed At Least One ELPI Level
16.7%	8.3%	8.3%	66.7%

Conclusions based on this data:

1. Washington Open's Multilingual Learners make continuous growth and we will continue with Academic support for writing and vocabulary.

School and Student Performance Data

Academic Performance College/Career Report

College/Career data provides information on whether high school students are prepared for success after graduation based on measures like graduation rate, performance on state tests, and college credit courses. College/Career data was not reported in 2022.

Conclusions based on this data:

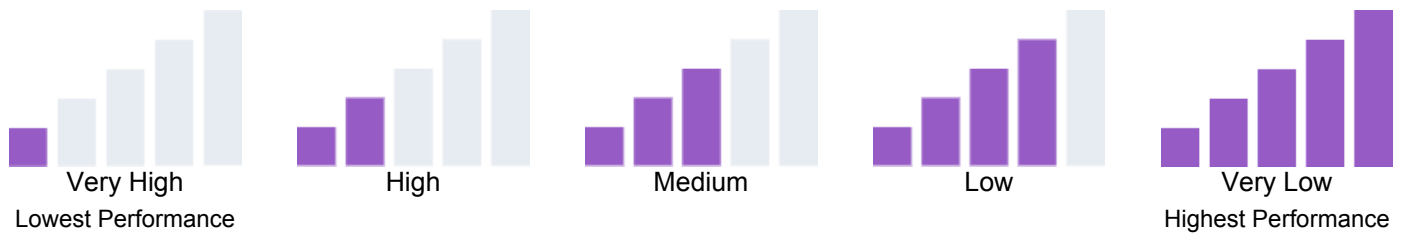
- 1.

School and Student Performance Data

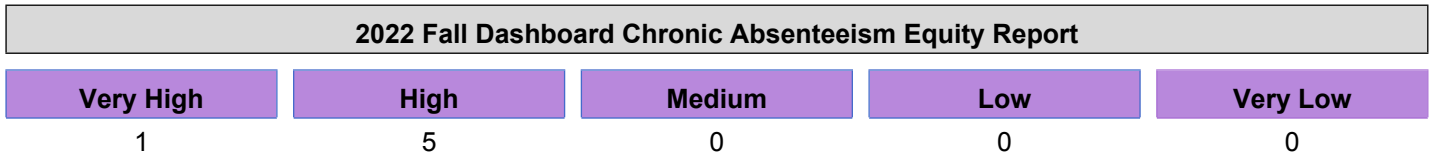
Academic Engagement Chronic Absenteeism

Due to the COVID-19 pandemic, state law allows the 2022 Dashboard to only display the most current year of data (also known as Status). For this year only, performance levels will be reported using one of five Status levels (ranging from Very High, High, Medium, Low, and Very Low) for state measures. Please note that the Status levels associated with the Chronic Absenteeism and Suspension Rate Indicators are reversed (ranging from Very Low, Low, Medium, High, and Very High). Information regarding this year's Dashboard data is available within the [Dashboard Communications Toolkit](#).

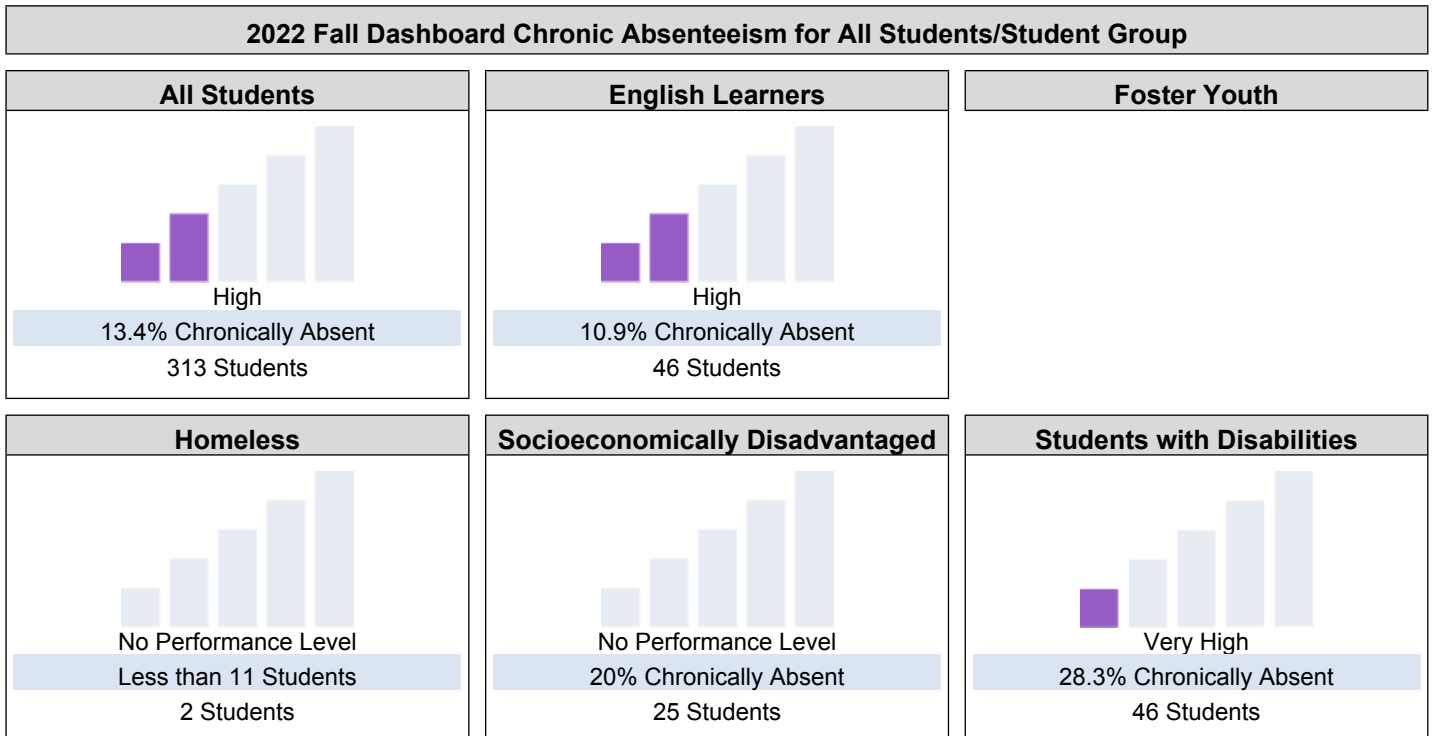
Because performance on state measures is based on current year (i.e., 2021-22) results only for the 2022 Dashboard, the color dials have been replaced with one of five Status levels (ranging from Very High, High, Medium, Low, and Very Low).



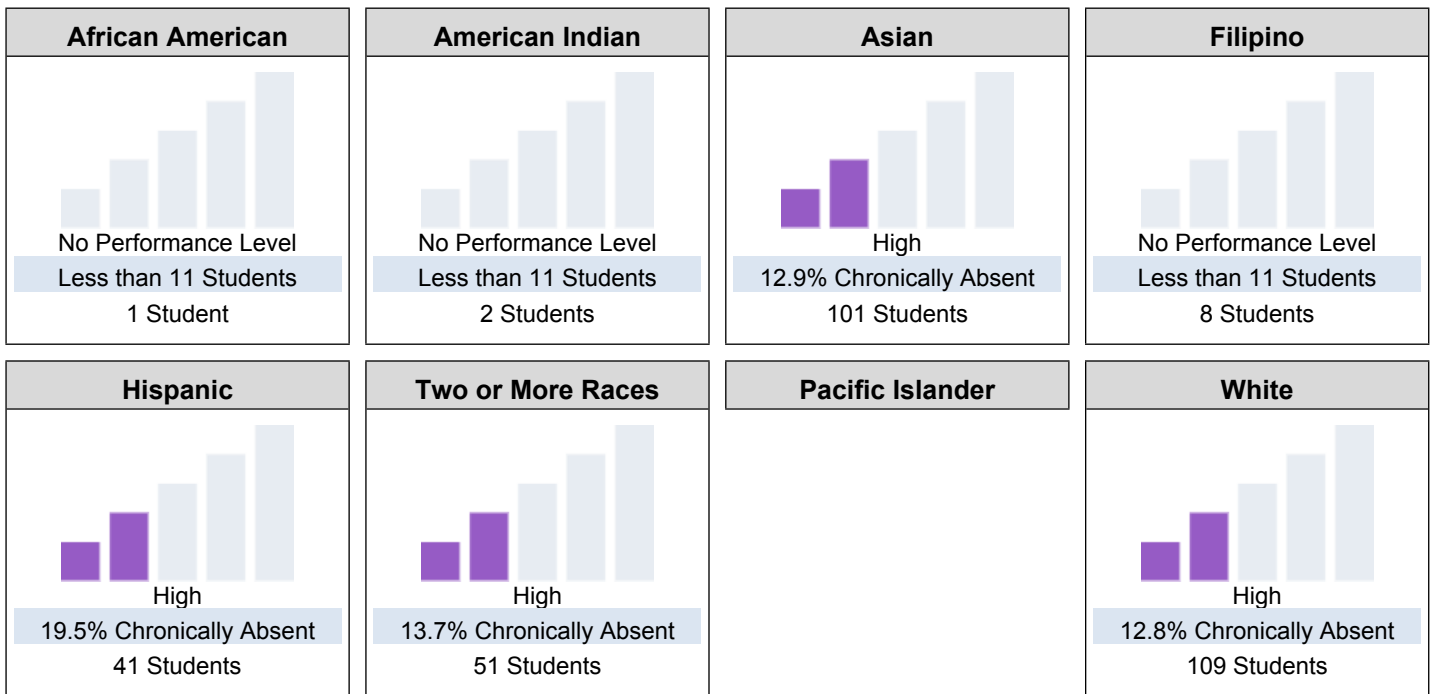
This section provides number of student groups in each level.



This section provides information about the percentage of students in kindergarten through grade 8 who are absent 10 percent or more of the instructional days they were enrolled.



2022 Fall Dashboard Chronic Absenteeism by Race/Ethnicity



Conclusions based on this data:

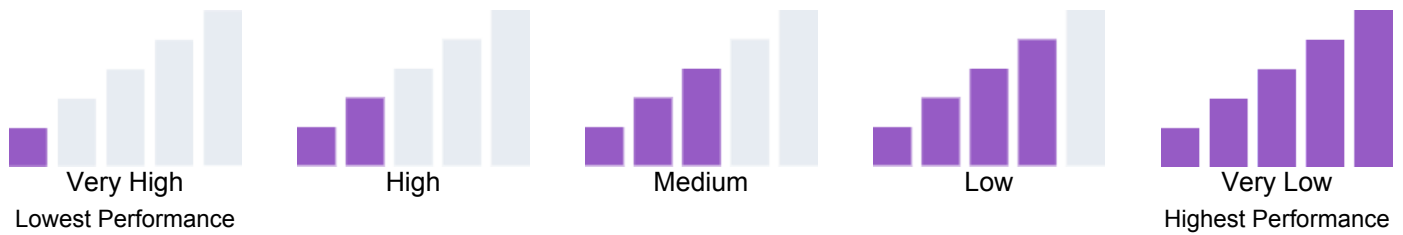
1. We have contacted our families of absentee students.
2. The numbers are mainly due to the Covid restrictions on attendance. Attendance is also an issue for students needing to renew visas and the need to be out the country for extended periods of time.
3. We have students in all categories that are chronically absent. We have a high incident of chronic absenteeism in our students with disabilities category.

School and Student Performance Data

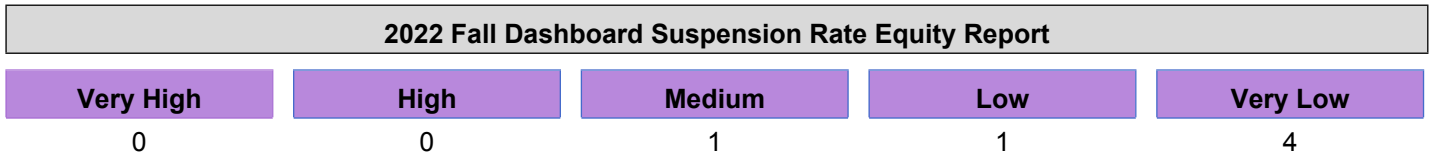
Conditions & Climate Suspension Rate

Due to the COVID-19 pandemic, state law allows the 2022 Dashboard to only display the most current year of data (also known as Status). For this year only, performance levels will be reported using one of five Status levels (ranging from Very High, High, Medium, Low, and Very Low) for state measures. Please note that the Status levels associated with the Chronic Absenteeism and Suspension Rate Indicators are reversed (ranging from Very Low, Low, Medium, High, and Very High). Information regarding this year's Dashboard data is available within the [Dashboard Communications Toolkit](#).

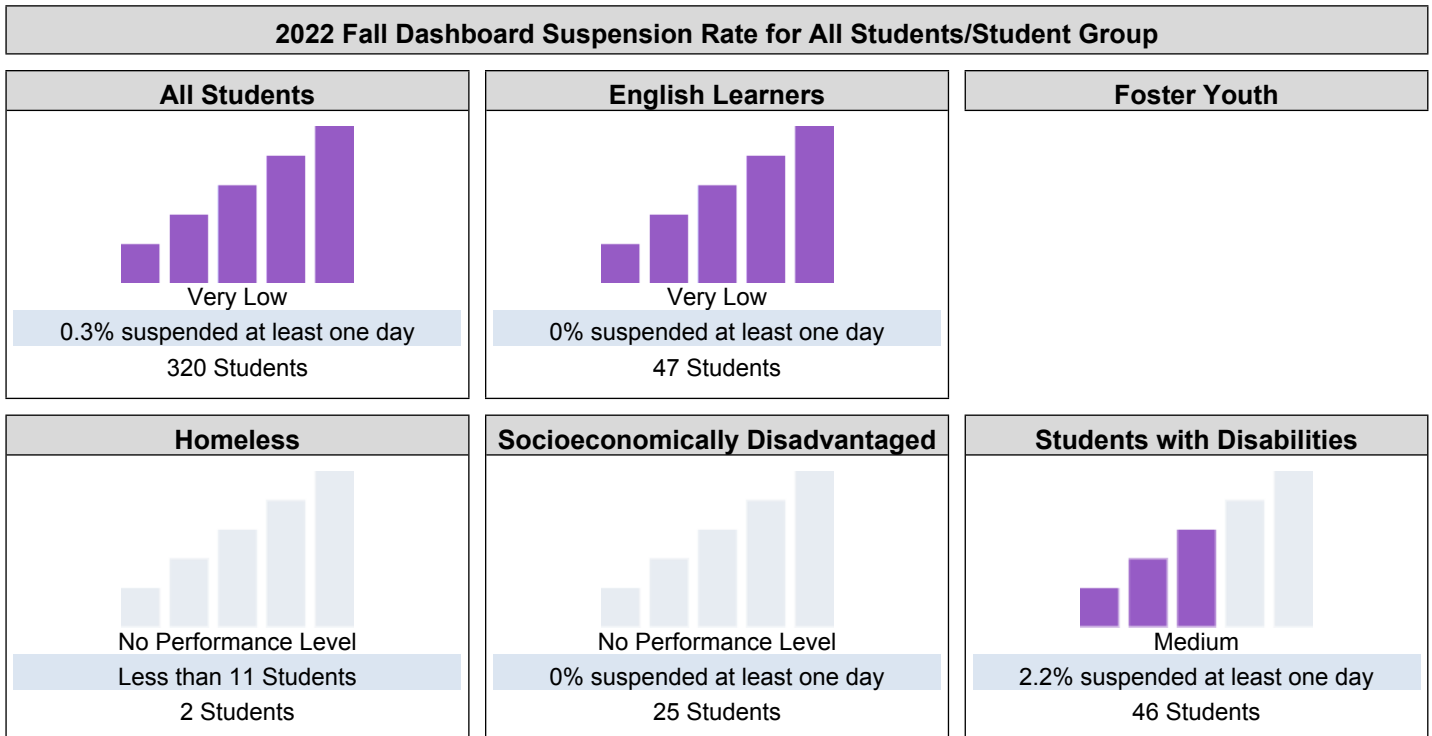
Because performance on state measures is based on current year (i.e., 2021-22) results only for the 2022 Dashboard, the color dials have been replaced with one of five Status levels (ranging from Very High, High, Medium, Low, and Very Low).



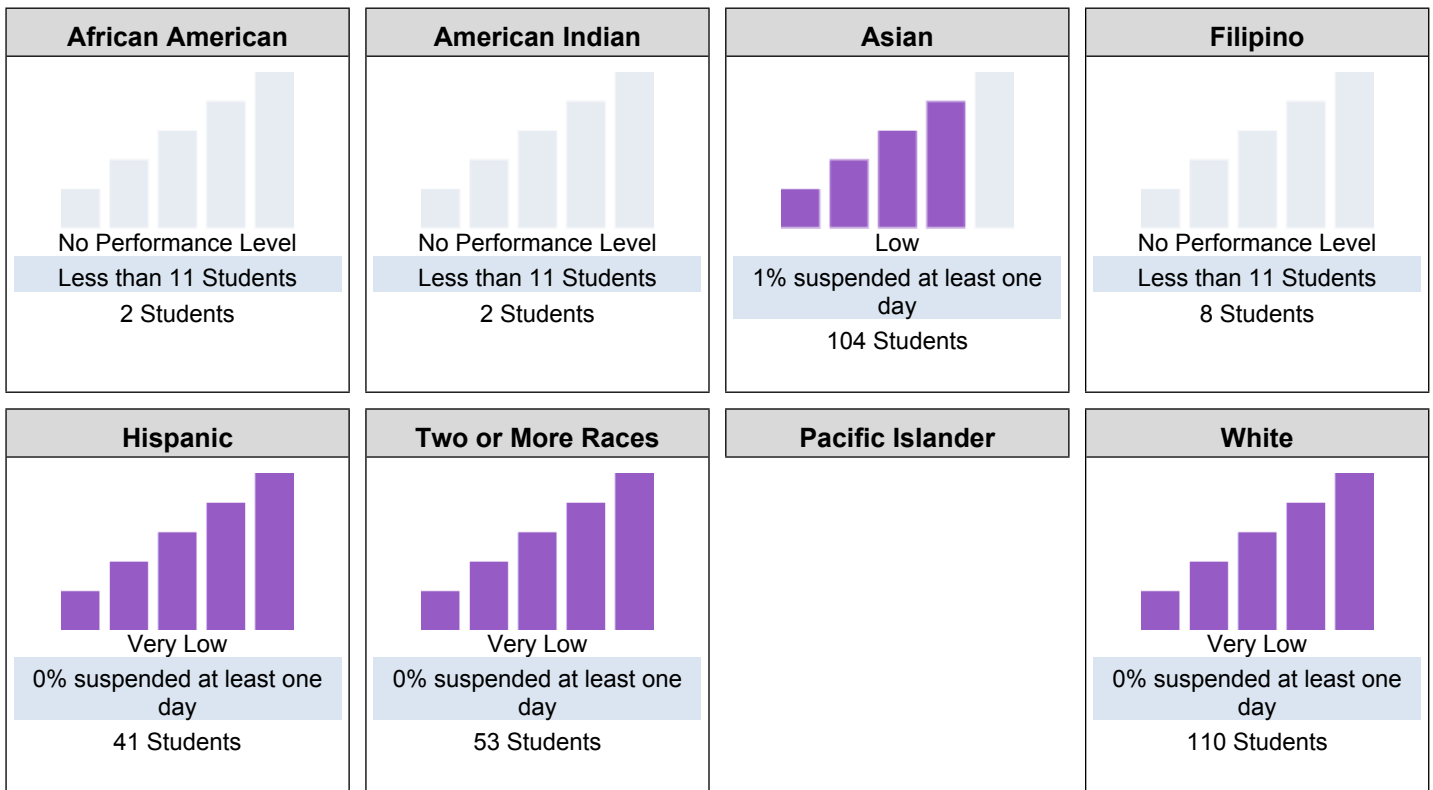
This section provides number of student groups in each level.



This section provides information about the percentage of students in kindergarten through grade 12 who have been suspended at least once in a given school year. Students who are suspended multiple times are only counted once.



2022 Fall Dashboard Suspension Rate by Race/Ethnicity



Conclusions based on this data:

1. Very few suspensions happen at Washington Open.
2. Data shows our counseling and check ins are working.

Goals, Strategies, & Proposed Expenditures

Complete a copy of the following table for each of the school's goals. Duplicate the table as needed.

Goal Subject

Reading/Language Arts

District Priorities/LCAP Goals/District Focus Areas Alignment

LCAP Goals:

1. All students will make measurable annual progress toward mastering California Standards and toward graduation. We will raise student achievement overall and reduce the achievement gap between student groups.
2. All students will demonstrate progress in elements of the SCUSD Vision 2035 Graduate Portrait.
3. SCUSD will partner with family, business and community stakeholders to ensure that all students make progress in elements of the Graduate Portrait.

Goal 1

All students and subgroups will demonstrate either grade-level performance in Reading/Language Arts or one year's growth toward grade-level achievement K-5 as demonstrated through F&P Fountas-Pinnell Reading Assessment, 3-5 CAASPP (California Assessment of Student Performance and Progress), teacher designed assessments, and/or iReady assessment scores.

Students below grade level will demonstrate more than one year's growth as demonstrated by at least one of the assessments listed above.

Identified Need

Consistent measured growth for all students. Students below grade level need more than one year's growth in order to begin to close the opportunity gap.

Annual Measurable Outcomes

Metric/Indicator	Baseline/Actual Outcome	Expected Outcome
iReady	<p>Overall, school shows growth at 111% (spring, 2023 - after 3rd diagnostic)</p> <p>81% of students have made at least one year's growth - scores are on or above grade level.</p> <p>19% of students have not made more than one year's growth - scores are one or more grade levels below standard.</p>	<p>Growth measures will show at least one year's growth for all students and for students below grade level, will show more than one year's growth.</p>

Metric/Indicator	Baseline/Actual Outcome	Expected Outcome
CAASPP	72.4% met or exceeded standard. 27.6% have not met standard.	Increase in number of students who meet standard.
Fountas and Pinnell	62.3% of students have met standard for 2nd trimester 2023. 37.7% of students have either nearly or not met standard for 2nd trimester 2023.	Increase in number of students who meet standard by end of third trimester.

Complete a copy of the Strategy/Activity table for each of the school's strategies/activities. Duplicate the table, including Proposed Expenditures, as needed.

Strategy/Activity 1

Students to be Served by this Strategy/Activity

(Identify either All Students or one or more specific student groups)

Students who are identified as needing intervention by classroom teachers and by scores on assessments.

Strategy/Activity

Academic support provided by an intervention teacher for students who need support in reading, writing and vocabulary.

Proposed Expenditures for this Strategy/Activity

List the amount(s) and funding source(s) for the proposed expenditures. Specify the funding source(s) using one or more of the following: LCFF, Federal (if Federal identify the Title and Part, as applicable), Other State, and/or Local.

Amount(s)

20482

Source(s)

Targeted Allocation
1000-1999: Certificated Personnel Salaries

Strategy/Activity 2

Students to be Served by this Strategy/Activity

(Identify either All Students or one or more specific student groups)

All students will be served.

Strategy/Activity

Subs for grade level collaborations, SST's, School-wide collaboration, teacher training

Proposed Expenditures for this Strategy/Activity

List the amount(s) and funding source(s) for the proposed expenditures. Specify the funding source(s) using one or more of the following: LCFF, Federal (if Federal identify the Title and Part, as applicable), Other State, and/or Local.

Amount(s)

[Empty box for Amount(s)]

Source(s)

None Specified
0000: Unrestricted

Strategy/Activity 3

Students to be Served by this Strategy/Activity

(Identify either All Students or one or more specific student groups)

Students in grades kinder through second grades.

Strategy/Activity

K-2 support for language development: vocal music

Proposed Expenditures for this Strategy/Activity

List the amount(s) and funding source(s) for the proposed expenditures. Specify the funding source(s) using one or more of the following: LCFF, Federal (if Federal identify the Title and Part, as applicable), Other State, and/or Local.

Amount(s)

[Empty box for Amount(s)]

Source(s)

Donations

Strategy/Activity 4

Students to be Served by this Strategy/Activity

(Identify either All Students or one or more specific student groups)

For all Students Groups

Strategy/Activity

Purchase books for library

Proposed Expenditures for this Strategy/Activity

List the amount(s) and funding source(s) for the proposed expenditures. Specify the funding source(s) using one or more of the following: LCFF, Federal (if Federal identify the Title and Part, as applicable), Other State, and/or Local.

Amount(s)

[Empty box for Amount(s)]

Source(s)

Donations

Strategy/Activity 5

Students to be Served by this Strategy/Activity

(Identify either All Students or one or more specific student groups)

For all Students Groups

Strategy/Activity

Small group, targeted instruction will continue to be implemented in classrooms

Proposed Expenditures for this Strategy/Activity

List the amount(s) and funding source(s) for the proposed expenditures. Specify the funding source(s) using one or more of the following: LCFF, Federal (if Federal identify the Title and Part, as applicable), Other State, and/or Local.

Amount(s)

Source(s)

None Specified

Strategy/Activity 6

Students to be Served by this Strategy/Activity

(Identify either All Students or one or more specific student groups)

Strategy/Activity

Proposed Expenditures for this Strategy/Activity

List the amount(s) and funding source(s) for the proposed expenditures. Specify the funding source(s) using one or more of the following: LCFF, Federal (if Federal identify the Title and Part, as applicable), Other State, and/or Local.

None Specified

Strategy/Activity 7

Students to be Served by this Strategy/Activity

(Identify either All Students or one or more specific student groups)

Strategy/Activity

Proposed Expenditures for this Strategy/Activity

List the amount(s) and funding source(s) for the proposed expenditures. Specify the funding source(s) using one or more of the following: LCFF, Federal (if Federal identify the Title and Part, as applicable), Other State, and/or Local.

None Specified

None Specified

Strategy/Activity 8

Students to be Served by this Strategy/Activity

(Identify either All Students or one or more specific student groups)

Strategy/Activity

Proposed Expenditures for this Strategy/Activity

List the amount(s) and funding source(s) for the proposed expenditures. Specify the funding source(s) using one or more of the following: LCFF, Federal (if Federal identify the Title and Part, as applicable), Other State, and/or Local.

None Specified

Strategy/Activity 11

Students to be Served by this Strategy/Activity

(Identify either All Students or one or more specific student groups)

Strategy/Activity

Proposed Expenditures for this Strategy/Activity

List the amount(s) and funding source(s) for the proposed expenditures. Specify the funding source(s) using one or more of the following: LCFF, Federal (if Federal identify the Title and Part, as applicable), Other State, and/or Local.

Amount(s)

Source(s)

Goals, Strategies, & Proposed Expenditures

Complete a copy of the following table for each of the school's goals. Duplicate the table as needed.

Goal Subject

Mathematics

District Priorities/LCAP Goals/District Focus Areas Alignment

LCAP Goals:

1. All students will make measurable annual progress toward mastering California Standards and toward graduation. We will raise student achievement overall and reduce the achievement gap between student groups.
2. All students will demonstrate progress in elements of the SCUSD Vision 2035 Graduate Portrait.
3. SCUSD will partner with family, business and community stakeholders to ensure that all students make progress in elements of the Graduate Portrait.

Goal 2

All students and subgroups will demonstrate either grade-level performance in Mathematics or one year's growth toward grade-level achievement in K-5 as demonstrated by 3-5 CAASPP (California Assessment of Student Performance and Progress) , universal math screeners, teacher designed assessments, and/or iReady assessment scores.

Students below grade level will demonstrate more than one year's growth as demonstrated by at least one of the assessments listed above.

Identified Need

Consistent measured growth for all students. Students below grade level need more than one year's growth in order to begin to close the opportunity gap.

Annual Measurable Outcomes

Metric/Indicator	Baseline/Actual Outcome	Expected Outcome
iReady	<p>Overall, school shows growth at 89% (spring, 2023 - after 3rd diagnostic)</p> <p>77% of students have made at least one year's growth - scores are on or above grade level.</p> <p>23% of students have not made more than one year's growth - scores are one or more grade levels below standard.</p>	<p>Growth measures will show at least one year's growth for all students and for students below grade level, will show more than one year's growth.</p>

Metric/Indicator	Baseline/Actual Outcome	Expected Outcome
CAASPP	69.9% met or exceeded standard. 30.1% have not met standard.	Increase in number of students who meet standard.

Complete a copy of the Strategy/Activity table for each of the school's strategies/activities. Duplicate the table, including Proposed Expenditures, as needed.

Strategy/Activity 1

Students to be Served by this Strategy/Activity

(Identify either All Students or one or more specific student groups)

Students who are identified as needing intervention by classroom teachers and by scores on assessments.

Strategy/Activity

Academic support provided by an intervention teacher for students who need support in math.

Proposed Expenditures for this Strategy/Activity

List the amount(s) and funding source(s) for the proposed expenditures. Specify the funding source(s) using one or more of the following: LCFF, Federal (if Federal identify the Title and Part, as applicable), Other State, and/or Local.

Amount(s)

20,482

Source(s)

Targeted Allocation
1000-1999: Certificated Personnel Salaries

Strategy/Activity 2

Students to be Served by this Strategy/Activity

(Identify either All Students or one or more specific student groups)

All students will be served.

Strategy/Activity

Subs for grade level collaborations, SST's, School-wide collaboration, teacher training.

Proposed Expenditures for this Strategy/Activity

List the amount(s) and funding source(s) for the proposed expenditures. Specify the funding source(s) using one or more of the following: LCFF, Federal (if Federal identify the Title and Part, as applicable), Other State, and/or Local.

Amount(s)

Source(s)

None Specified
0000: Unrestricted

Strategy/Activity 3

Students to be Served by this Strategy/Activity

(Identify either All Students or one or more specific student groups)

All students will be served.

Strategy/Activity

Grade level collaboration: grade levels will meet regularly to discuss, plan for and implement instructional strategies

Proposed Expenditures for this Strategy/Activity

List the amount(s) and funding source(s) for the proposed expenditures. Specify the funding source(s) using one or more of the following: LCFF, Federal (if Federal identify the Title and Part, as applicable), Other State, and/or Local.

Amount(s)

Source(s)

None Specified

Strategy/Activity 4

Students to be Served by this Strategy/Activity

(Identify either All Students or one or more specific student groups)

All students will be served.

Strategy/Activity

Small group, targeted instruction will continue to be implemented in classrooms.

Proposed Expenditures for this Strategy/Activity

List the amount(s) and funding source(s) for the proposed expenditures. Specify the funding source(s) using one or more of the following: LCFF, Federal (if Federal identify the Title and Part, as applicable), Other State, and/or Local.

Amount(s)

Source(s)

Strategy/Activity 6

Students to be Served by this Strategy/Activity

(Identify either All Students or one or more specific student groups)

Strategy/Activity

Proposed Expenditures for this Strategy/Activity

List the amount(s) and funding source(s) for the proposed expenditures. Specify the funding source(s) using one or more of the following: LCFF, Federal (if Federal identify the Title and Part, as applicable), Other State, and/or Local.

Amount(s)

Source(s)

Strategy/Activity 7

Students to be Served by this Strategy/Activity

(Identify either All Students or one or more specific student groups)

Strategy/Activity

Proposed Expenditures for this Strategy/Activity

List the amount(s) and funding source(s) for the proposed expenditures. Specify the funding source(s) using one or more of the following: LCFF, Federal (if Federal identify the Title and Part, as applicable), Other State, and/or Local.

Amount(s)

Source(s)

Strategy/Activity 8

Students to be Served by this Strategy/Activity

(Identify either All Students or one or more specific student groups)

Strategy/Activity

Proposed Expenditures for this Strategy/Activity

List the amount(s) and funding source(s) for the proposed expenditures. Specify the funding source(s) using one or more of the following: LCFF, Federal (if Federal identify the Title and Part, as applicable), Other State, and/or Local.

Amount(s)

Source(s)

Goals, Strategies, & Proposed Expenditures

Complete a copy of the following table for each of the school's goals. Duplicate the table as needed.

Goal Subject

English Language Development

District Priorities/LCAP Goals/District Focus Areas Alignment

LCAP Goals:

1. All students will make measurable annual progress toward mastering California Standards and toward graduation. We will raise student achievement overall and reduce the achievement gap between student groups.
2. All students will demonstrate progress in elements of the SCUSD Vision 2035 Graduate Portrait.
3. SCUSD will partner with family, business and community stakeholders to ensure that all students make progress in elements of the Graduate Portrait.

Goal 3

Identified Multilingual Learners will demonstrate continued, consistent growth each year in English Language acquisition (listening, speaking, reading, writing) to meet the English Language Development standards, as measured by The ELPAC.

Students who have been in our school for at least 3 years will redesignate as fluent English speakers (RFEP) by the end of fifth grade.

Identified Need

Consistent measured growth for all ML students. ML students below grade level need more than one year's growth in order to begin to close the opportunity gap.

Annual Measurable Outcomes

Metric/Indicator	Baseline/Actual Outcome	Expected Outcome
ELPAC	<p>15.38% of ML students are at a current level 4, 69.23% of ML students are at a current level 3, and 15.38% of ML students are at a current level 2</p> <p>23% of students increased a level since ELPAC assessment given in previous school year.</p>	The percentage of students at higher levels will increase.

Complete a copy of the Strategy/Activity table for each of the school's strategies/activities. Duplicate the table, including Proposed Expenditures, as needed.

Strategy/Activity 1

Students to be Served by this Strategy/Activity

(Identify either All Students or one or more specific student groups)

Students who are identified as needing intervention by classroom teachers and by scores on assessments.

Strategy/Activity

Academic support provided by an intervention teacher for multilingual learners (ML) who need support in reading, writing and vocabulary.

Proposed Expenditures for this Strategy/Activity

List the amount(s) and funding source(s) for the proposed expenditures. Specify the funding source(s) using one or more of the following: LCFF, Federal (if Federal identify the Title and Part, as applicable), Other State, and/or Local.

Amount(s)

Source(s)

None Specified
0000: Unrestricted

None Specified

Strategy/Activity 2

Students to be Served by this Strategy/Activity

(Identify either All Students or one or more specific student groups)

All ML students will be served.

Strategy/Activity

Implement integrated ML strategies in the classroom as outlined by SIOp strategies/training.

Proposed Expenditures for this Strategy/Activity

List the amount(s) and funding source(s) for the proposed expenditures. Specify the funding source(s) using one or more of the following: LCFF, Federal (if Federal identify the Title and Part, as applicable), Other State, and/or Local.

Amount(s)

Source(s)

None Specified

Strategy/Activity 3

Students to be Served by this Strategy/Activity

(Identify either All Students or one or more specific student groups)

All ML students will be served.

Strategy/Activity

Small group, targeted instruction will be implemented in classrooms with ML students.

Proposed Expenditures for this Strategy/Activity

List the amount(s) and funding source(s) for the proposed expenditures. Specify the funding source(s) using one or more of the following: LCFF, Federal (if Federal identify the Title and Part, as applicable), Other State, and/or Local.

Amount(s)

Source(s)

Strategy/Activity 4

Students to be Served by this Strategy/Activity

(Identify either All Students or one or more specific student groups)

Strategy/Activity

Proposed Expenditures for this Strategy/Activity

List the amount(s) and funding source(s) for the proposed expenditures. Specify the funding source(s) using one or more of the following: LCFF, Federal (if Federal identify the Title and Part, as applicable), Other State, and/or Local.

Amount(s)

Source(s)

Strategy/Activity 6

Students to be Served by this Strategy/Activity

(Identify either All Students or one or more specific student groups)

Strategy/Activity

Proposed Expenditures for this Strategy/Activity

List the amount(s) and funding source(s) for the proposed expenditures. Specify the funding source(s) using one or more of the following: LCFF, Federal (if Federal identify the Title and Part, as applicable), Other State, and/or Local.

Amount(s)

Source(s)

Strategy/Activity 7

Students to be Served by this Strategy/Activity

(Identify either All Students or one or more specific student groups)

Strategy/Activity

Proposed Expenditures for this Strategy/Activity

List the amount(s) and funding source(s) for the proposed expenditures. Specify the funding source(s) using one or more of the following: LCFF, Federal (if Federal identify the Title and Part, as applicable), Other State, and/or Local.

Amount(s)

Source(s)

Strategy/Activity 9

Students to be Served by this Strategy/Activity

(Identify either All Students or one or more specific student groups)

Strategy/Activity

Proposed Expenditures for this Strategy/Activity

List the amount(s) and funding source(s) for the proposed expenditures. Specify the funding source(s) using one or more of the following: LCFF, Federal (if Federal identify the Title and Part, as applicable), Other State, and/or Local.

Amount(s)

Source(s)

Goals, Strategies, & Proposed Expenditures

Complete a copy of the following table for each of the school's goals. Duplicate the table as needed.

Goal Subject

School Climate

District Priorities/LCAP Goals/District Focus Areas Alignment

LCAP Goals:

1. All students will make measurable annual progress toward mastering California Standards and toward graduation. We will raise student achievement overall and reduce the achievement gap between student groups.
2. All students will demonstrate progress in elements of the SCUSD Vision 2035 Graduate Portrait.
3. SCUSD will partner with family, business and community stakeholders to ensure that all students make progress in elements of the Graduate Portrait.

Goal 4

The staff, students, families, and administration will focus on a positive and inclusive school climate at Washington Open Elementary School. A positive climate will serve to foster good morale, emphasize school pride, involve the school community, and offer students chances to thrive and to see themselves as a contributing part of a community. Students will also strive to achieve their personal best in academic and social areas. We will provide opportunities for all students to participate in community events, field trips, counseling, and access to technology, art, music, and physical education. A positive climate shall be measured by student, staff, and family responses on the Healthy Kids Survey given in Spring, 2024.

We want to increase family connections with the school as well as with each other and increase a sense of belonging in our community. This shall be evidenced by attendance at family workdays in the classroom, Family Academies, and participation in community events. Attendance rosters, anecdotal data from classroom teachers, and reports by our parent group, WOPFG shall be used to gauge the effectiveness of strategies.

Identified Need

We are working on building our parent participation program. We want families, students and staff to feel a connection to school, the program and to each other. Building community is a goal.

Annual Measurable Outcomes

Metric/Indicator	Baseline/Actual Outcome	Expected Outcome
Attendance sheets from Family Academies	Currently we have approximately 75% of new families involved. We have not kept track of veteran families.	Increase in participation from new families as well as increase in participation from veteran families.
Health Kids Survey	Data from Spring, 2022: School connectedness: 80% reported positive responses	Increase in positive responses in all categories (except violence victimization in which

Metric/Indicator	Baseline/Actual Outcome	Expected Outcome
	Academic motivation: 80% reported positive responses Caring relationships: 78% reported positive responses High expectations: 85% reported positive responses Meaningful participation: 42% reported positive responses Perceived school safety: 95% reported positive responses Low violence victimization: 68% reported low violence Fairness: 85% reported positive responses Rule clarity: 89% reported positive responses Social emotional learning supports: 89% reported positive responses Anti-bullying climate: 65% reported positive responses Positive behavior: 96% reported positive responses Parent involvement in schooling: 74% reported positive responses Facilities upkeep: 88% reported positive responses	we want less violence reported)

Complete a copy of the Strategy/Activity table for each of the school’s strategies/activities. Duplicate the table, including Proposed Expenditures, as needed.

Strategy/Activity 1

Students to be Served by this Strategy/Activity

(Identify either All Students or one or more specific student groups)

All students will be served.

Strategy/Activity

Student Leader supervisor: plan/help to implement student leader activities and instruction. This will help students to build a sense of belonging and responsibility to our community.

Proposed Expenditures for this Strategy/Activity

List the amount(s) and funding source(s) for the proposed expenditures. Specify the funding source(s) using one or more of the following: LCFF, Federal (if Federal identify the Title and Part, as applicable), Other State, and/or Local.

Amount(s)

Source(s)

None Specified
0000: Unrestricted

Strategy/Activity 2

Students to be Served by this Strategy/Activity

(Identify either All Students or one or more specific student groups)

All students will be served.

Strategy/Activity

Noon duty supervisors: help to monitor safety and well being of students.

Proposed Expenditures for this Strategy/Activity

List the amount(s) and funding source(s) for the proposed expenditures. Specify the funding source(s) using one or more of the following: LCFF, Federal (if Federal identify the Title and Part, as applicable), Other State, and/or Local.

Amount(s)

Source(s)

None Specified
0000: Unrestricted

Strategy/Activity 3

Students to be Served by this Strategy/Activity

(Identify either All Students or one or more specific student groups)

All students will be served.

Strategy/Activity

Safety Patrol supervisor: help to organize/maintain safety patrol program, monitor students in safety patrol.

Proposed Expenditures for this Strategy/Activity

List the amount(s) and funding source(s) for the proposed expenditures. Specify the funding source(s) using one or more of the following: LCFF, Federal (if Federal identify the Title and Part, as applicable), Other State, and/or Local.

Amount(s)

Source(s)

Donations

Strategy/Activity 4

Students to be Served by this Strategy/Activity

(Identify either All Students or one or more specific student groups)

All students will be served.

Strategy/Activity

Computer Tech student support

Proposed Expenditures for this Strategy/Activity

List the amount(s) and funding source(s) for the proposed expenditures. Specify the funding source(s) using one or more of the following: LCFF, Federal (if Federal identify the Title and Part, as applicable), Other State, and/or Local.

Amount(s)

Source(s)

Donations

Strategy/Activity 5

Students to be Served by this Strategy/Activity

(Identify either All Students or one or more specific student groups)

All students will be served.

Strategy/Activity

Project Cornerstone: program to enhance social-emotional learning.

Proposed Expenditures for this Strategy/Activity

List the amount(s) and funding source(s) for the proposed expenditures. Specify the funding source(s) using one or more of the following: LCFF, Federal (if Federal identify the Title and Part, as applicable), Other State, and/or Local.

Amount(s)

Source(s)

Donations

Strategy/Activity 6

Students to be Served by this Strategy/Activity

(Identify either All Students or one or more specific student groups)

All students a K-5 way to communicate feelings and needs.

Strategy/Activity

Project Cornerstone

Proposed Expenditures for this Strategy/Activity

List the amount(s) and funding source(s) for the proposed expenditures. Specify the funding source(s) using one or more of the following: LCFF, Federal (if Federal identify the Title and Part, as applicable), Other State, and/or Local.

Amount(s)

Source(s)

Donations

Strategy/Activity 7

Students to be Served by this Strategy/Activity

(Identify either All Students or one or more specific student groups)

All students will be served.

Strategy/Activity

Work closely with WOPFG to plan and implement community activities.

Proposed Expenditures for this Strategy/Activity

List the amount(s) and funding source(s) for the proposed expenditures. Specify the funding source(s) using one or more of the following: LCFF, Federal (if Federal identify the Title and Part, as applicable), Other State, and/or Local.

Amount(s)

Source(s)

None Specified

Strategy/Activity 8

Students to be Served by this Strategy/Activity

(Identify either All Students or one or more specific student groups)

All students will be served.

Strategy/Activity

Plan and implement classroom meetings for all grade levels.

Proposed Expenditures for this Strategy/Activity

List the amount(s) and funding source(s) for the proposed expenditures. Specify the funding source(s) using one or more of the following: LCFF, Federal (if Federal identify the Title and Part, as applicable), Other State, and/or Local.

Amount(s)

Source(s)

None Specified

Strategy/Activity 9

Students to be Served by this Strategy/Activity

(Identify either All Students or one or more specific student groups)

All students will be served.

Strategy/Activity

Plan and implement Family Academy workshops to provide discussions, instruction and support for families in ways to help their students both in the classroom and at home. (Could include talks given by alum, time to meet and greet mentor families/buddy families, etc.)

Proposed Expenditures for this Strategy/Activity

List the amount(s) and funding source(s) for the proposed expenditures. Specify the funding source(s) using one or more of the following: LCFF, Federal (if Federal identify the Title and Part, as applicable), Other State, and/or Local.

Amount(s)

Source(s)

[Empty box for Amount(s)]

None Specified

Strategy/Activity 10

Students to be Served by this Strategy/Activity

(Identify either All Students or one or more specific student groups)

All students will be served.

Strategy/Activity

Classroom and office supplies, paper/copy supplies for communication: supplies used to help foster communication between school, students and community

Proposed Expenditures for this Strategy/Activity

List the amount(s) and funding source(s) for the proposed expenditures. Specify the funding source(s) using one or more of the following: LCFF, Federal (if Federal identify the Title and Part, as applicable), Other State, and/or Local.

Amount(s)

Source(s)

[Empty box for Amount(s)]

None Specified
0000: Unrestricted

Strategy/Activity 11

Students to be Served by this Strategy/Activity

(Identify either All Students or one or more specific student groups)

Strategy/Activity

Proposed Expenditures for this Strategy/Activity

List the amount(s) and funding source(s) for the proposed expenditures. Specify the funding source(s) using one or more of the following: LCFF, Federal (if Federal identify the Title and Part, as applicable), Other State, and/or Local.

[Empty box for Amount(s)]

None Specified

[Empty box]

[Empty box]

Strategy/Activity 12

Students to be Served by this Strategy/Activity

(Identify either All Students or one or more specific student groups)

Strategy/Activity

Proposed Expenditures for this Strategy/Activity

List the amount(s) and funding source(s) for the proposed expenditures. Specify the funding source(s) using one or more of the following: LCFF, Federal (if Federal identify the Title and Part, as applicable), Other State, and/or Local.

[Empty box]

None Specified

Strategy/Activity 13

Students to be Served by this Strategy/Activity

(Identify either All Students or one or more specific student groups)

Strategy/Activity

Proposed Expenditures for this Strategy/Activity

List the amount(s) and funding source(s) for the proposed expenditures. Specify the funding source(s) using one or more of the following: LCFF, Federal (if Federal identify the Title and Part, as applicable), Other State, and/or Local.

[Empty box]

None Specified

Goals, Strategies, & Proposed Expenditures

Complete a copy of the following table for each of the school's goals. Duplicate the table as needed.

Goal Subject

Chronic Absenteeism

District Priorities/LCAP Goals/District Focus Areas Alignment

LCAP Goals:

1. All students will make measurable annual progress toward mastering California Standards and toward graduation. We will raise student achievement overall and reduce the achievement gap between student groups.
2. All students will demonstrate progress in elements of the SCUSD Vision 2035 Graduate Portrait.
3. SCUSD will partner with family, business and community stakeholders to ensure that all students make progress in elements of the Graduate Portrait.

Goal 5

Student absenteeism with decrease in the 2023-2024 school year as evidenced by the attendance records.

Identified Need

We are currently identified as a school in ATSI for chronic absenteeism. We have students in all groups who have met the criteria for being considered chronically absent.

Annual Measurable Outcomes

Metric/Indicator	Baseline/Actual Outcome	Expected Outcome
CA Dept of Education (CA Dashboard) and school attendance records	<p>All student groups (including English Learners, Asian, Hispanic, White, and Two or More Races) are rated as "High".</p> <p>One group (Students with Disabilities) is rated as "Very High".</p>	Chronic Absenteeism rate will drop more than 0.3% over the course of the 2023-2024 school year. and lower rate to medium level or lower.

Complete a copy of the Strategy/Activity table for each of the school's strategies/activities. Duplicate the table, including Proposed Expenditures, as needed.

Strategy/Activity 1

Students to be Served by this Strategy/Activity

(Identify either All Students or one or more specific student groups)

All students who are chronically absent.

Strategy/Activity

Covid protocols require only 5 days of quarantine and students may now return when symptoms are improving.

Proposed Expenditures for this Strategy/Activity

List the amount(s) and funding source(s) for the proposed expenditures. Specify the funding source(s) using one or more of the following: LCFF, Federal (if Federal identify the Title and Part, as applicable), Other State, and/or Local.

Amount(s) Source(s)

Strategy/Activity 2

Students to be Served by this Strategy/Activity

(Identify either All Students or one or more specific student groups)

All students who are chronically absent.

Strategy/Activity

Phone calls, emails, and letters will be sent to families when there are excessive absences according to district protocols.

Proposed Expenditures for this Strategy/Activity

List the amount(s) and funding source(s) for the proposed expenditures. Specify the funding source(s) using one or more of the following: LCFF, Federal (if Federal identify the Title and Part, as applicable), Other State, and/or Local.

Amount(s) Source(s)

Strategy/Activity 3

Students to be Served by this Strategy/Activity

(Identify either All Students or one or more specific student groups)

All students who are chronically absent.

Strategy/Activity

An SST meeting will be held to determine interventions for students and families to support regular attendance at school.

Proposed Expenditures for this Strategy/Activity

List the amount(s) and funding source(s) for the proposed expenditures. Specify the funding source(s) using one or more of the following: LCFF, Federal (if Federal identify the Title and Part, as applicable), Other State, and/or Local.

Amount(s) Source(s)

Budget Summary

Complete the table below. Schools may include additional information. Adjust the table as needed. The Budget Summary is required for schools funded through the ConApp, and/or that receive funds from the LEA for Comprehensive Support and Improvement (CSI).

Budget Summary

Description	Amount
Total Funds Provided to the School Through the Consolidated Application	\$0
Total Federal Funds Provided to the School from the LEA for CSI	\$0
Total Funds Budgeted for Strategies to Meet the Goals in the SPSA	\$40,964.00

Other Federal, State, and Local Funds

List the additional Federal programs that the school is including in the schoolwide program. Adjust the table as needed. If the school is not operating a Title I schoolwide program this section is not applicable and may be deleted.

Federal Programs	Allocation (\$)
------------------	-----------------

Subtotal of additional federal funds included for this school: \$

List the State and local programs that the school is including in the schoolwide program. Duplicate the table as needed.

State or Local Programs	Allocation (\$)
Targeted Allocation	\$40,964.00

Subtotal of state or local funds included for this school: \$40,964.00

Total of federal, state, and/or local funds for this school: \$40,964.00

Budgeted Funds and Expenditures in this Plan

The tables below are provided to help the school track expenditures as they relate to funds budgeted to the school.

Funds Budgeted to the School by Funding Source

Funding Source	Amount	Balance
Targeted Allocation	40,964.00	0.00
None Specified		

Expenditures by Funding Source

Funding Source	Amount
Targeted Allocation	40,964.00

Expenditures by Budget Reference

Budget Reference	Amount
1000-1999: Certificated Personnel Salaries	40,964.00

Expenditures by Budget Reference and Funding Source

Budget Reference	Funding Source	Amount
1000-1999: Certificated Personnel Salaries	Targeted Allocation	40,964.00

Expenditures by Goal

Goal Number	Total Expenditures
Goal 1	20,482.00
Goal 2	20,482.00

School Site Council Membership

California Education Code describes the required composition of the School Site Council (SSC). The SSC shall be composed of the principal and representatives of: teachers selected by teachers at the school; other school personnel selected by other school personnel at the school; parents of pupils attending the school selected by such parents; and, in secondary schools, pupils selected by pupils attending the school. The current make-up of the SSC is as follows:

- 1 School Principal
- 3 Classroom Teachers
- 2 Other School Staff
- 5 Parent or Community Members
- 0 Secondary Students

Name of Members	Role
Nalyne Hunt	Classroom Teacher
Jeanine Lee	Parent or Community Member
Jennifer Contos	Classroom Teacher
Kendra Fehrer: Chairperson	Parent or Community Member
Heidi Pilawski	Principal
Mychele Romo	Classroom Teacher
Trupti Khati	Parent or Community Member
Anisa Irwin	Parent or Community Member
Mary Erickson	Other School Staff
Iuliia Binkovich (ELAC representative)	Parent or Community Member
Mabel Iriberry : ELSAT	Other School Staff

At elementary schools, the school site council must be constituted to ensure parity between (a) the principal, classroom teachers, and other school personnel, and (b) parents of students attending the school or other community members. Classroom teachers must comprise a majority of persons represented under section (a). At secondary schools there must be, in addition, equal numbers of parents or other community members selected by parents, and students. Members must be selected by their peer group.

Recommendations and Assurances

The School Site Council (SSC) recommends this school plan and proposed expenditures to the district governing board for approval and assures the board of the following:

The SSC is correctly constituted and was formed in accordance with district governing board policy and state law.

The SSC reviewed its responsibilities under state law and district governing board policies, including those board policies relating to material changes in the School Plan for Student Achievement (SPSA) requiring board approval.

The SSC sought and considered all recommendations from the following groups or committees before adopting this plan:

Signature

Committee or Advisory Group Name



English Learner Advisory Committee

The SSC reviewed the content requirements for school plans of programs included in this SPSA and believes all such content requirements have been met, including those found in district governing board policies and in the local educational agency plan.

This SPSA is based on a thorough analysis of student academic performance. The actions proposed herein form a sound, comprehensive, coordinated plan to reach stated school goals to improve student academic performance.

This SPSA was adopted by the SSC at a public meeting on 5/9/2023.

Attested:



Principal, Heidi Pilawski on 5/9/2023

SSC Chairperson, Kendra Fehrer on 5/9/2023

Instructions

The School Plan for Student Achievement (SPSA) is a strategic plan that maximizes the resources available to the school while minimizing duplication of effort with the ultimate goal of increasing student achievement. SPSA development should be aligned with and inform the Local Control and Accountability Plan process.

The SPSA consolidates all school-level planning efforts into one plan for programs funded through the consolidated application (ConApp), and for federal school improvement programs, including schoolwide programs, Comprehensive Support and Improvement (CSI), Targeted Support and Improvement (TSI), and Additional Targeted Support and Improvement (ATSI), pursuant to California Education Code (EC) Section 64001 and the Elementary and Secondary Education Act as amended by the Every Student Succeeds Act (ESSA). This template is designed to meet schoolwide program planning requirements. It also notes how to meet CSI, TSI, or ATSI requirements, as applicable.

California's ESSA State Plan supports the state's approach to improving student group performance through the utilization of federal resources. Schools use the SPSA to document their approach to maximizing the impact of federal investments in support of underserved students. The implementation of ESSA in California presents an opportunity for schools to innovate with their federally-funded programs and align them with the priority goals of the school and the LEA that are being realized under the state's Local Control Funding Formula (LCFF).

The LCFF provides schools and LEAs flexibility to design programs and provide services that meet the needs of students in order to achieve readiness for college, career, and lifelong learning. The SPSA planning process supports continuous cycles of action, reflection, and improvement. Consistent with EC 65001, the Schoolsite Council (SSC) is required to develop and annually review the SPSA, establish an annual budget, and make modifications to the plan that reflect changing needs and priorities, as applicable.

For questions related to specific sections of the template, please see instructions below:

Instructions: Linked Table of Contents

The SPSA template meets the requirements of schoolwide planning (SWP). Each section also contains a notation of how to meet CSI, TSI, or ATSI requirements.

[Educational Partner Involvement](#)

[Goals, Strategies, & Proposed Expenditures](#)

[Planned Strategies/Activities](#)

[Annual Review and Update](#)

[Budget Summary](#)

[Appendix A: Plan Requirements for Title I Schoolwide Programs](#)

[Appendix B: Plan Requirements for Schools to Meet Federal School Improvement Planning Requirements](#)

[Appendix C: Select State and Federal Programs](#)

For additional questions or technical assistance related to LEA and school planning, please contact the Local Agency Systems Support Office, at LCFF@cde.ca.gov.

For programmatic or policy questions regarding Title I schoolwide planning, please contact the local educational agency, or the CDE's Title I Policy and Program Guidance Office at TITLEI@cde.ca.gov.

For questions or technical assistance related to meeting federal school improvement planning requirements (for CSI, TSI, and ATSI), please contact the CDE's School Improvement and Support Office at SISO@cde.ca.gov.

Purpose and Description

Schools identified for Comprehensive Support and Improvement (CSI), Targeted Support and Improvement (TSI), or Additional Targeted Support and Improvement (ATSI) must respond to the following prompts. A school that has not been identified for CSI, TSI, or ATSI may delete the Purpose and Description prompts.

Purpose

Briefly describe the purpose of this plan by selecting from Schoolwide Program, Comprehensive Support and Improvement, Targeted Support and Improvement, or Additional Targeted Support and Improvement)

Description

Briefly describe the school's plan for effectively meeting ESSA requirements in alignment with the Local Control and Accountability Plan and other federal, state, and local programs.

Educational Partner Involvement

Meaningful involvement of parents, students, and other stakeholders is critical to the development of the SPSA and the budget process. Schools must share the SPSA with school site-level advisory groups, as applicable (e.g., English Learner Advisory committee, student advisory groups, tribes and tribal organizations present in the community, as appropriate, etc.) and seek input from these advisory groups in the development of the SPSA.

The Stakeholder Engagement process is an ongoing, annual process. Describe the process used to involve advisory committees, parents, students, school faculty and staff, and the community in the development of the SPSA and the annual review and update.

[This section meets the requirements for TSI and ATSI.]

[When completing this section for CSI, the LEA shall partner with the school in the development and implementation of this plan.]

Resource Inequities

Schools eligible for CSI or ATSI must identify resource inequities, which may include a review of LEA- and school-level budgeting as a part of the required needs assessment. Identified resource inequities must be addressed through implementation of the CSI or ATSI plan. Briefly identify and describe any resource inequities identified as a result of the required needs assessment and summarize how the identified resource inequities are addressed in the SPSA.

[This section meets the requirements for CSI and ATSI. If the school is not identified for CSI or ATSI this section is not applicable and may be deleted.]

Goals, Strategies, Expenditures, & Annual Review

In this section a school provides a description of the annual goals to be achieved by the school. This section also includes descriptions of the specific planned strategies/activities a school will take to meet the identified goals, and a description of the expenditures required to implement the specific strategies and activities.

Goal

State the goal. A goal is a broad statement that describes the desired result to which all strategies/activities are directed. A goal answers the question: What is the school seeking to achieve?

It can be helpful to use a framework for writing goals such as the S.M.A.R.T. approach. A S.M.A.R.T. goal is one that is **S**pecific, **M**easurable, **A**chievable, **R**ealistic, and **T**ime-bound. A level of specificity is needed in order to measure performance relative to the goal as well as to assess whether it is reasonably achievable. Including time constraints, such as milestone dates, ensures a realistic approach that supports student success.

A school may number the goals using the “Goal #” for ease of reference.

[When completing this section for CSI, TSI, and ATSI, improvement goals shall align to the goals, actions, and services in the LEA LCAP.]

Identified Need

Describe the basis for establishing the goal. The goal should be based upon an analysis of verifiable state data, including local and state indicator data from the California School Dashboard (Dashboard) and data from the School Accountability Report Card, including local data voluntarily collected by districts to measure pupil achievement.

[Completing this section fully addresses all relevant federal planning requirements]

Annual Measurable Outcomes

Identify the metric(s) and/or state indicator(s) that the school will use as a means of evaluating progress toward accomplishing the goal. A school may identify metrics for specific student groups. Include in the baseline column the most recent data associated with the metric or indicator available at the time of adoption of the SPSA. The most recent data associated with a metric or indicator includes data reported in the annual update of the SPSA. In the subsequent Expected Outcome column, identify the progress the school intends to make in the coming year.

[When completing this section for CSI the school must include school-level metrics related to the metrics that led to the school’s identification.]

[When completing this section for TSI/ATSI the school must include metrics related to the specific student group(s) that led to the school’s identification.]

Strategies/Activities

Describe the strategies and activities being provided to meet the described goal. A school may number the strategy/activity using the “Strategy/Activity #” for ease of reference.

Planned strategies/activities address the findings of the needs assessment consistent with state priorities and resource inequities, which may have been identified through a review of the local educational agency’s budgeting, its local control and accountability plan, and school-level budgeting, if applicable.

[When completing this section for CSI, TSI, and ATSI, this plan shall include evidence-based interventions and align to the goals, actions, and services in the LEA LCAP.]

[When completing this section for CSI and ATSI, this plan shall address through implementation, identified resource inequities, which may have been identified through a review of LEA- and school-level budgeting.]

Students to be Served by this Strategy/Activity

Indicate in this box which students will benefit from the strategies/activities by indicating “All Students” or listing one or more specific student group(s) to be served.

[This section meets the requirements for CSI.]

[When completing this section for TSI and ATSI, at a minimum, the student groups to be served shall include the student groups that are consistently underperforming, for which the school received the TSI or ATSI designation. For TSI, a school may focus on all students or the student group(s) that led to identification based on the evidence-based interventions selected.]

Proposed Expenditures for this Strategy/Activity

For each strategy/activity, list the amount(s) and funding source(s) for the proposed expenditures for the school year to implement these strategies/activities. Specify the funding source(s) using one or more of the following: LCFF, Federal (if Federal, identify the Title and Part, as applicable), Other State, and/or Local.

Proposed expenditures that are included more than once in a SPSA should be indicated as a duplicated expenditure and include a reference to the goal and strategy/activity where the expenditure first appears in the SPSA. Pursuant to Education Code, Section 64001(g)(3)(C), proposed expenditures, based on the projected resource allocation from the governing board or governing body of the LEA, to address the findings of the needs assessment consistent with the state priorities including identifying resource inequities which may include a review of the LEA’s budgeting, its LCAP, and school-level budgeting, if applicable.

[This section meets the requirements for CSI, TSI, and ATSI.]

[NOTE: Federal funds for CSI shall not be used in schools identified for TSI or ATSI. In addition, funds for CSI shall not be used to hire additional permanent staff.]

Annual Review

In the following Analysis prompts, identify any material differences between what was planned and what actually occurred as well as significant changes in strategies/activities and/ or expenditures from the prior year. This annual review and analysis should be the basis for decision-making and updates to the plan.

Analysis

Using actual outcome data, including state indicator data from the Dashboard, analyze whether the planned strategies/activities were effective in achieving the goal. Respond to the prompts as instructed. Respond to the following prompts relative to this goal. If the school is in the first year of implementing the goal the Annual Review section is not required and this section may be deleted.

- Describe the overall implementation of the strategies/activities and the overall effectiveness of the strategies/activities to achieve the articulated goal.
- Briefly describe any major differences between either/or the intended implementation or the budgeted expenditures to implement the strategies/activities to meet the articulated goal.
- Describe any changes that will be made to the goal, expected annual measurable outcomes, metrics/indicators, or strategies/activities to achieve this goal as a result of this analysis and analysis of the data provided in the Dashboard, as applicable. Identify where those changes can be found in the SPSA.

[When completing this section for CSI, TSI, or ATSI, any changes made to the goals, annual measurable outcomes, metrics/indicators, or strategies/activities, shall meet the CSI, TSI, or ATSI planning requirements. CSI, TSI, and ATSI planning requirements are listed under each section of the Instructions. For example, as a result of the Annual Review and Update, if changes are made to a goal(s), see the Goal section for CSI, TSI, and ATSI planning requirements.]

Budget Summary

In this section a school provides a brief summary of the funding allocated to the school through the ConApp and/or other funding sources as well as the total amount of funds for proposed expenditures described in the SPSA. The Budget Summary is required for schools funded through the ConApp and that receive federal funds for CSI. If the school is not operating a Title I schoolwide program this section is not applicable and may be deleted.

From its total allocation for CSI, the LEA may distribute funds across its schools that meet the criteria for CSI to support implementation of this plan. In addition, the LEA may retain a portion of its total allocation to support LEA-level expenditures that are directly related to serving schools eligible for CSI.

Budget Summary

A school receiving funds allocated through the ConApp should complete the Budget Summary as follows:

- Total Funds Provided to the School Through the Consolidated Application: This amount is the total amount of funding provided to the school through the ConApp for the school year. The school year means the fiscal year for which a SPSA is adopted or updated.
- Total Funds Budgeted for Strategies to Meet the Goals in the SPSA: This amount is the total of the proposed expenditures from all sources of funds associated with the strategies/activities reflected in the SPSA. To the extent strategies/activities and/or proposed expenditures are listed in the SPSA under more than one goal, the expenditures should be counted only once.

A school receiving federal funds for CSI should complete the Budget Summary as follows:

- Total Federal Funds Provided to the School from the LEA for CSI: This amount is the total amount of funding provided to the school from the LEA.

[NOTE: Federal funds for CSI shall not be used in schools eligible for TSI or ATSI. In addition, funds for CSI shall not be used to hire additional permanent staff.]

Appendix A: Plan Requirements

Schoolwide Program Requirements

This School Plan for Student Achievement (SPSA) template meets the requirements of a schoolwide program plan. The requirements below are for planning reference.

A school that operates a schoolwide program and receives funds allocated through the ConApp is required to develop a SPSA. The SPSA, including proposed expenditures of funds allocated to the school through the ConApp, must be reviewed annually and updated by the SSC. The content of a SPSA must be aligned with school goals for improving student achievement.

Requirements for Development of the Plan

- I. The development of the SPSA shall include both of the following actions:
 - A. Administration of a comprehensive needs assessment that forms the basis of the school's goals contained in the SPSA.
 1. The comprehensive needs assessment of the entire school shall:
 - a. Include an analysis of verifiable state data, consistent with all state priorities as noted in Sections 52060 and 52066, and informed by all indicators described in Section 1111(c)(4)(B) of the federal Every Student Succeeds Act, including pupil performance against state-determined long-term goals. The school may include data voluntarily developed by districts to measure pupil outcomes (described in the Identified Need); and
 - b. Be based on academic achievement information about all students in the school, including all groups under §200.13(b)(7) and migratory children as defined in section 1309(2) of the ESEA, relative to the State's academic standards under §200.1 to—
 - i. Help the school understand the subjects and skills for which teaching and learning need to be improved; and
 - ii. Identify the specific academic needs of students and groups of students who are not yet achieving the State's academic standards; and
 - iii. Assess the needs of the school relative to each of the components of the schoolwide program under §200.28.
 - iv. Develop the comprehensive needs assessment with the participation of individuals who will carry out the schoolwide program plan.
 - v. Document how it conducted the needs assessment, the results it obtained, and the conclusions it drew from those results.
 - B. Identification of the process for evaluating and monitoring the implementation of the SPSA and progress towards accomplishing the goals set forth in the SPSA (described in the Expected Annual Measurable Outcomes and Annual Review and Update).

Requirements for the Plan

- II. The SPSA shall include the following:
 - A. Goals set to improve pupil outcomes, including addressing the needs of student groups as identified through the needs assessment.

- B. Evidence-based strategies, actions, or services (described in Strategies and Activities)
1. A description of the strategies that the school will be implementing to address school needs, including a description of how such strategies will--
 - a. provide opportunities for all children including each of the subgroups of students to meet the challenging state academic standards
 - b. use methods and instructional strategies that:
 - i. strengthen the academic program in the school,
 - ii. increase the amount and quality of learning time, and
 - iii. provide an enriched and accelerated curriculum, which may include programs, activities, and courses necessary to provide a well-rounded education.
 - c. Address the needs of all children in the school, but particularly the needs of those at risk of not meeting the challenging State academic standards, so that all students demonstrate at least proficiency on the State's academic standards through activities which may include:
 - i. strategies to improve students' skills outside the academic subject areas;
 - ii. preparation for and awareness of opportunities for postsecondary education and the workforce;
 - iii. implementation of a schoolwide tiered model to prevent and address problem behavior;
 - iv. professional development and other activities for teachers, paraprofessionals, and other school personnel to improve instruction and use of data; and
 - v. strategies for assisting preschool children in the transition from early childhood education programs to local elementary school programs.
- C. Proposed expenditures, based on the projected resource allocation from the governing board or body of the local educational agency (may include funds allocated via the ConApp, federal funds for CSI, any other state or local funds allocated to the school), to address the findings of the needs assessment consistent with the state priorities, including identifying resource inequities, which may include a review of the LEAs budgeting, it's LCAP, and school-level budgeting, if applicable (described in Proposed Expenditures and Budget Summary). Employees of the schoolwide program may be deemed funded by a single cost objective.
- D. A description of how the school will determine if school needs have been met (described in the Expected Annual Measurable Outcomes and the Annual Review and Update).
1. Annually evaluate the implementation of, and results achieved by, the schoolwide program, using data from the State's annual assessments and other indicators of academic achievement;
 2. Determine whether the schoolwide program has been effective in increasing the achievement of students in meeting the State's academic standards, particularly for those students who had been furthest from achieving the standards; and
 3. Revise the plan, as necessary, based on the results of the evaluation, to ensure continuous improvement of students in the schoolwide program.

- E. A description of how the school will ensure parental involvement in the planning, review, and improvement of the schoolwide program plan (described in Educational Partner Involvement and/or Strategies/Activities).
- F. A description of the activities the school will include to ensure that students who experience difficulty attaining proficient or advanced levels of academic achievement standards will be provided with effective, timely additional support, including measures to
 - 1. Ensure that those students' difficulties are identified on a timely basis; and
 - 2. Provide sufficient information on which to base effective assistance to those students.
- G. For an elementary school, a description of how the school will assist preschool students in the successful transition from early childhood programs to the school.
- H. A description of how the school will use resources to carry out these components (described in the Proposed Expenditures for Strategies/Activities).
- I. A description of any other activities and objectives as established by the SSC (described in the Strategies/Activities).

Authority Cited: S Title 34 of the Code of Federal Regulations (34 CFR), sections 200.25-26, and 200.29, and sections-1114(b)(7)(A)(i)-(iii) and 1118(b) of the ESEA. EC sections 6400 et. seq.

Appendix B:

Plan Requirements for School to Meet Federal School Improvement Planning Requirements

For questions or technical assistance related to meeting Federal School Improvement Planning Requirements, please contact the CDE's School Improvement and Support Office at SISO@cde.ca.gov.

Comprehensive Support and Improvement

The LEA shall partner with stakeholders (including principals and other school leaders, teachers, and parents) to locally develop and implement the CSI plan for the school to improve student outcomes, and specifically address the metrics that led to eligibility for CSI (Educational Partner Involvement).

The CSI plan shall:

1. Be informed by all state indicators, including student performance against state-determined long-term goals (Goal, Identified Need, Expected Annual Measurable Outcomes, Annual Review and Update, as applicable);
2. Include evidence-based interventions (Strategies/Activities, Annual Review and Update, as applicable) (For resources related to evidence-based interventions, see the U.S. Department of Education's "Using Evidence to Strengthen Education Investments" at <https://www2.ed.gov/policy/elsec/leg/essa/guidanceuseseseinvestment.pdf>);
3. Be based on a school-level needs assessment (Goal, Identified Need, Expected Annual Measurable Outcomes, Annual Review and Update, as applicable); and
4. Identify resource inequities, which may include a review of LEA- and school-level budgeting, to be addressed through implementation of the CSI plan (Goal, Identified Need, Expected Annual Measurable Outcomes, Planned Strategies/Activities; and Annual Review and Update, as applicable).

Authority Cited: Sections 1003(e)(1)(A), 1003(i), 1111(c)(4)(B), and 1111(d)(1) of the ESSA.

Targeted Support and Improvement

In partnership with stakeholders (including principals and other school leaders, teachers, and parents) the school shall develop and implement a school-level TSI plan to improve student outcomes for each subgroup of students that was the subject of identification (Educational Partner Involvement).

The TSI plan shall:

1. Be informed by all state indicators, including student performance against state-determined long-term goals (Goal, Identified Need, Expected Annual Measurable Outcomes, Annual Review and Update, as applicable); and
2. Include evidence-based interventions (Planned Strategies/Activities, Annual Review and Update, as applicable). (For resources related to evidence-based interventions, see the U.S. Department of Education's "Using Evidence to Strengthen Education Investments" <https://www2.ed.gov/policy/elsec/leg/essa/guidanceuseseseinvestment.pdf>.)

Authority Cited: Sections 1003(e)(1)(B), 1003(i), 1111(c)(4)(B) and 1111(d)(2) of the ESSA.

Additional Targeted Support and Improvement

A school identified for ATSI shall:

1. Identify resource inequities, which may include a review of LEA- and school-level budgeting, which will be addressed through implementation of its TSI plan (Goal, Identified Need, Expected Annual Measurable Outcomes, Planned Strategies/Activities, and Annual Review and Update, as applicable).

Authority Cited: Sections 1003(e)(1)(B), 1003(i), 1111(c)(4)(B), and 1111(d)(2)(c) of the ESSA.

Single School Districts and Charter Schools Identified for School Improvement

Single school districts (SSDs) or charter schools that are identified for CSI, TSI, or ATSI, shall develop a SPSA that addresses the applicable requirements above as a condition of receiving funds (EC Section 64001[a] as amended by Assembly Bill [AB] 716, effective January 1, 2019).

However, a SSD or a charter school may streamline the process by combining state and federal requirements into one document which may include the local control and accountability plan (LCAP) and all federal planning requirements, provided that the combined plan is able to demonstrate that the legal requirements for each of the plans is met (EC Section 52062[a] as amended by AB 716, effective January 1, 2019).

Planning requirements for single school districts and charter schools choosing to exercise this option are available in the LCAP Instructions.

Authority Cited: EC sections 52062(a) and 64001(a), both as amended by AB 716, effective January 1, 2019.

Appendix C: Select State and Federal Programs

For a list of active programs, please see the following links:

Programs included on the Consolidated Application: <https://www.cde.ca.gov/fg/aa/co/>

ESSA Title I, Part A: School Improvement: <https://www.cde.ca.gov/sp/sw/t1/schoolsupport.asp>

Available Funding: <https://www.cde.ca.gov/fg/fo/af/>

Developed by the California Department of Education, January 2019