



Sydenham School

Year 7 2023

Meet the Tutor

Anna Siddell
Deputy Headteacher



WELCOME

The image features the word "WELCOME" in a bold, white, 3D sans-serif font. The letters are slightly shadowed, giving them a three-dimensional appearance. The text is centered horizontally and surrounded by a dense, scattered field of small, multi-colored confetti pieces. The confetti consists of irregular, rectangular and triangular shapes in shades of red, blue, yellow, and magenta. The entire scene is set against a plain white background.

Well done to our Year 7 students



- A fantastic start to their school career at Sydenham
- Positive attitudes
- Smart uniform
- Equipment
- Kindness and friendship
- A bright future ahead



Thank you



- Thank you to you for everything you have done to prepare your child for starting with us
- Important transition
- Working as a team to support every child



Culture and Ethos of Sydenham School



- High expectations
- Kindness
- Hard work
- Participation
- Relationships



Fay Nkrumah
Head of Year 7



The Sydenham Curriculum – 3 aims



**Academic
achievement**

**Global
citizenship**

**Enterprise
and
confidence**

The Sydenham Student



We are ready to learn

We think of others

We work hard

We are curious and open-minded

Learning at Sydenham School



- “Intelligence isn’t fixed – most people can get cleverer.
- High performers are made not born. They work for it.
- Any house can be home to success. It’s not all in the genes.”

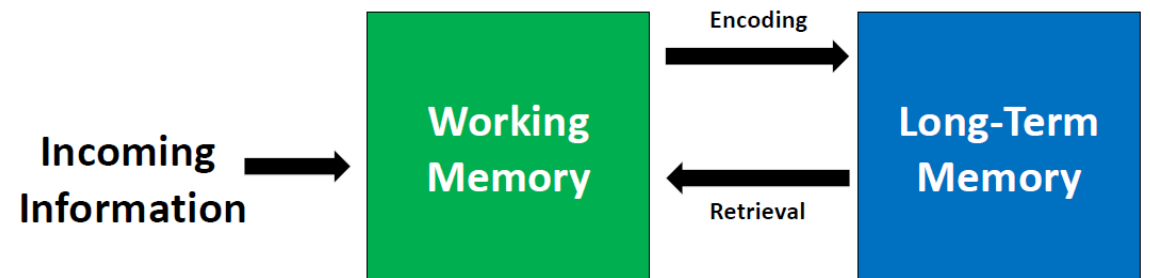
‘Great Minds and How to Grow Them’ Wendy Berliner and Deborah Eyre



Learning and Memory




- Learning is building knowledge in our long-term memory
- When we first learn information, we hold it in our working memory, but this can only hold small amounts of information
- To learn, we need to keep knowledge in our long-term memory
- Retrieval Practice helps us to do this
- This is when we deliberately recall information to see what we know
- Retrieval Practice is key to learning at Sydenham School




The Curriculum – Key Principles



**Subject
Knowledge**



**Subject
Disciplinary
Skills**



**High
Performance
Learning**

Studying and revising



- Reading over notes is not an effective form of studying
- A more effective technique is for students to put everything away and test themselves on what they know
- This builds a stronger working memory
- This is a blank paper exercise or brain dump



Supporting your child



Parent Top Tip

Quiz your daughter or son using their flashcards. Give them plenty of time to answer. The more they struggle, the better for memory.

STEP

1

Make a list of all the important information you need to know from a particular unit or chapter.

STEP

2

Close the books and create a quiz using flashcards or app.

STEP

3

Try to retrieve everything you remember.

STEP

4

Go back and check all your answers.

Year 7 Homework this half term



- English
- Maths
- Languages

- Homework is set on Bromcom
- Staggered start
- Ask about homework – it makes a difference!



Those who read, succeed!



Those Who Read Succeed!

Please talk to your child about the book they are currently reading and foster a love of reading culture at home.

Why read 20 minutes at home?

<i>Child A</i> Reads:	<i>Child B</i> Reads:	<i>Child C</i> Reads:
20 minutes per day	5 minutes per day	1 minute per day
3,600 minutes per school year	900 minutes per school year	180 minutes per school year
1,800,000 words per year	282,000 words per year	8,000 words per year

The average word count for a typical novel is anywhere from 70,000 to 120,000 words

Between 15 and 25 books a year!



3 or 4 books a year



Less than one book per year




Want to be a better reader? Simply read!



Helping your child succeed in English




- Different genres
- More challenging books
- Non-fiction texts
- Broadsheet newspapers
- Library lessons
- Accelerated Reader programme
- Library visits



Helping your child succeed in Maths



- Talk positively about Maths
- Ask your child to show you what they have been learning
- Weekly homework on Sparx Maths
- Maths fluency eg. times tables is key to success



Sparx Maths Homework



- Personalised homework tasks
- Achievable but with stretch and challenge
- Topic set by teacher
- Questions from previous topics included

Sparx Maths

Sparx Maths Homework



www.sparxmaths.com

The screenshot shows the Sparx Maths website. At the top, there is a navigation bar with the following items: 'Sparx Maths', 'For Teachers', 'For School Leaders', 'Our Impact', 'Resources' (with a 'New!' badge), 'Register interest' (a teal button), and 'Log in' (a white button with a dropdown arrow). Below the navigation bar, there is a large blue text area on the left that reads 'Personalised intelligent practice proven to boost student grades'. To the right of this text is a yellow box with red text that says 'Use the login button here and select 'student login''. Two red arrows point from this box to the 'Log in' button and the 'Student login' option in a mobile app preview. The mobile app preview shows a 'Teacher login' and 'Student login' section, with the 'Student login' option circled in red. Below the mobile app preview is a laptop displaying the Sparx Maths interface, which includes a progress bar for 'Week 1' through 'Week 7', a 'Help the class' section, and a 'Challenge the class' section. A yellow hexagonal badge in the bottom right corner of the screenshot contains the text 'Proven to significantly boost grades by University of Cambridge'. A small circular logo with four dots is in the bottom right corner of the screenshot.

Sparx Maths For Teachers For School Leaders Our Impact Resources **New!** Register interest Log in

Personalised intelligent practice proven to boost student grades

Use the login button here and select 'student login'

Teacher login
Student login

2 m
9 m
5 m

Proven to significantly boost grades by **University of Cambridge**

- ✓ 1 hour of Sparx Maths a week significantly improves student grades
- ✓ Can save up to 200 hours of teacher time per year
- ✓ Covers ages 11-16 for UK and international mathematics curricula
- ✓ Provides powerful, actionable insights for school leaders and teachers
- ✓ The market leaders in maths

Sparx Maths Homework



sparx Student Login

Type 'Sydenham School' here

Select your school

Start typing your school's name ...

Continue

Sparx Maths Homework



This is your personalised Compulsory homework. You need to answer every question correctly to complete it.

- ▶ Homework due Thursday 7th July 8am Completed
- ▶ Homework due Thursday 30th June 8am Completed
- ▶ Homework due Thursday 23rd June 8am Completed

Compulsory

XP Boost

Target

Sparx Practice

Independent Learning

Maths Clinic



- Drop-in sessions
- Monday Lunchtime and Thursday after school
- Room S202

Maths Help

The text 'Maths Help' is written in a large, bold, dark blue font. Surrounding the text are several red icons: a calculator above the 'M', a square root symbol with a question mark below the 'M', an infinity symbol below the 'H', a bar chart below the 's', a plus sign, a multiplication sign, and a percent sign above the 'H', a bar chart below the 'e', and a line graph with a rising trend line above the 'p'.

Helping your child succeed in Science



- School science website: **revise4science.weebly.com**
- Tick lists of key information
- BBC Bitesize
- Seneca Learning
- CGP KS3 Revision Guide
- Free for FSM and PP students



Helping your child succeed in Languages



- Weekly homework will be set in Languages on Quizlet
- Students will also have a vocabulary booklet
- Language learning relies on regular revisiting of vocabulary and sentence structures



Allie Smart
Assistant Headteacher



Lunch arrangements



- Early lunch at 12:40
- Top up the account on ParentPay
- FSM is £2.40 on the account at lunchtime each day



The School Week



- Line-up
- Morning tutor time
- Weekly assembly on Fridays
- Six 50-minute lessons each day
- Morning break and lunchtime
- School finishes at 3:20pm



Rewards and Recognition



- Merit system
- Notes in planners, written during the lesson
- Phone calls
- Postcards
- Thank You cards
- Letters or emails
- The Gold Standard
- Bespoke certificates
- Headteacher/SLT Commendation Tea Parties



Year 7 Assessment



- CATs tests
- Year 7 Assessment Windows
- First Assessments 8th - 19th January
- Second Assessments 10th – 21st June
- You can support your child to be ready for the assessment by revising well ahead of time



Building our partnership



- The tutor is the key point of contact throughout the school
- Year 7 Progress Point Report 1 (8th February 2024)
- Year 7 Parents' Evening (13th March 2024)
- Year 7 Progress Point Report 2 (11th July 2024)
- Our Head of Year 7 Fay Nkrumah will oversee the liaison with families after Progress Point data reports.

A yellow sticky note is pinned to the right side of the slide with a blue pushpin. The note has the words 'Important Dates' written on it in a black, handwritten-style font.

Important
Dates

Key Dates



- Sunday 17th September – Welcome Picnic Horniman Gardens
- 8 - 10th November – Residential Trip
- Monday 8th January – Assessment Week
- Wednesday 13th March – Parents' Evening

A yellow sticky note is pinned to the right side of the slide with a blue pushpin. The note has the words 'Important Dates' written on it in a black, handwritten-style font.

Important
Dates

Uniform



- Blazer
- Jumper (optional in hot weather)
- Blue shirt with reverse collar
- KS3 skirt or blue school trousers
- Black shoes (that can be polished)
- Black socks
- Black or blue coat
- Sydenham school bag



Uniform – what not to wear



- Jewellery
- Dangly/hoop earrings
- Large studs
- Facial piercings/multiple piercings
- False nails and nail varnish
- Make up
- Dyed hair/extensions
- Trainers
- Suede shoes
- White socks
- Hoodies (the Sydenham hoodie can only be worn for PE)
- Non-school bag



PE Kit



T-SHIRT



JUMPER



SHORTS



LEGGINGS



TROUSERS

Available from Whereabouts


Address: 99 Sydenham Rd,
London SE26 5UA

Phone: 020 8659 9917

Equipment



- Planner
- A pencil case containing:
 - Pens (black)
 - Pencils and sharpener
 - Ruler
 - Eraser
- Reading book
- Scientific calculator
- Reusable water bottle



Keeping in touch



- **Tutor:** Pastoral issues or issues across subjects and your first port of call
- Fortnightly **newsletter** SYD emailed to all parents
- **Bromcom** – monitor homework, punctuality and positive / negative behaviour points (MCAS)
- Regular **text** and **email** reminders
- **Student Planner:** Please sign this each week to confirm that homework is complete. Messages can be written in the planner.
- Contact **Reception** if you would like to **speak** or **meet** with a member of staff
- Subject Teacher: Questions related to a particular **subject**
- PTA



Residential Trip

- Liddington Wiltshire
- 3 days / 2 nights residential
- Wed 8th November to Fri 10th November 2023
- Adventure centre
- Acres of space for children to enjoy
- Activities to inspire, motivate and challenge them



Trip Meeting

- Tuesday 17th October
- 4-4:30pm
- Main School Hall



Accommodation

- Students will share rooms with other students in their tutor groups
- Students' preferences are considered
- 2 to 6 students can be accommodated in a room



Facilities

- Extensive ropes park with a multitude of apparatus including zipwire, trapeze and the exciting challenge course
- Chillout areas
- Fencing, climbing, orienteering
- Abseiling, archery and other sporting facilities
- Games room and dining room



Activities

- Students will be in groups of 12 to 15 to complete activities – this will mainly be made up of tutor groups
- Some activities have clothing requirements:
 - Wear clothes you do not mind getting muddy or dirty. If there is wet weather the course can get very muddy
 - Wear solid flat shoes, long-sleeved tops and long trousers(weather dependent)
- Hairstyles must be able to fit a helmet



Key Information

- Code of conduct
- Mobile phones
- Medication
- Spending money
- A kit list will be sent home prior to the trip
- Further information will be provided this half term



If you haven't already signed up

- Your child can still attend the trip
- Email - admin.requests@sydenham.lewisham.sch.uk
- Someone from the admin team will get in touch with you



Medication

- Students should bring all personal medication they require and hand it in to their tutor.
- Inhalers will need to be kept on their person.
- Please ensure all medication is clearly labelled with their name and tutor group. Please list medical conditions in full on the form and update us if anything changes prior to the trip.



Spending Money

- Money – students will not require any money whilst on the trip
- However, there is a gift shop on site selling snacks and drinks, as well as souvenirs
- Please do not allow your child to bring large amounts of money (no more than £10) – students will be responsible for their own money



Suggested Kit list

- A towel
- Toiletries – toothbrush, toothpaste, roll-on deodorant, no perfume, soap, hairbrush etc.
- Night clothes , Socks and underwear
- Four t-shirts (at least one with long sleeves)
- One thick jumper plus one lighter jumper
- Three pairs of trousers/ jeans/ leggings/ tracksuit bottoms
- Waterproof jacket
- Sturdy shoes, welly boots if rainy, two pairs of trainers (one old pair)
 - Large plastic bag for dirty clothes
- Reusable water bottle
- Woolly hat and gloves if cold
- Ensure everything has your child's name on it!



Please do not bring

- Mobile phones (recommended)
- Expensive cameras
- Electronic games
- Jewellery
- Perfume
- Spray deodorant
- Expensive/ favourite clothing or shoes
- More than £10 in money
- Food/ snacks containing nuts of any kind
- Please note we accept no liability for any lost or damaged property



Thank you!



THANK YOU!