



*Pearland
Independent School District*

2021-22
District Annual Report
Public Hearing

February 7, 2023

Melissa Ward
Director of Assessment,
Accountability, and
Program Evaluation



8 Sections to the District Annual Report

1. 2021-22 Texas Academic Performance Report (PDF TAPR)
 - For the District and each Campus in the District
2. PEIMS Financial Standard Report (2020-21 Financial Actual Report)
 - For the District and each Campus in the District
3. 2021-22 District Accreditation Status
4. Campus Performance Objectives
5. Report on Violent or Criminal Incidents on Campuses
6. Student Performance in Postsecondary Institutions
 - For each High School Campus in the District
7. Progress Toward Board-adopted HB 3 Goals
 - For the District and each Campus in the District
8. 2021-22 TAPR Glossary

Section 1

2021-22 Texas Academic Performance Report (TAPR)

- Compiled by TEA for every district and campus using
 - PEIMS
 - Student Assessment Data

- 2021-22 TAPR is published as a PDF and includes information on
 - STAAR Performance and Participation
 - STAAR – Academic Growth
 - College, Career, and Military Readiness (CCMR)
 - Attendance, Graduation, and Dropout Rates
 - Student, Staff Information, and Program Information
 - Performance is shown disaggregated by student groups, including ethnicity and socioeconomic status

[Pearland ISD 2021-22 TAPR](#)

[2021-22 TAPR - Individual Campus Search](#)

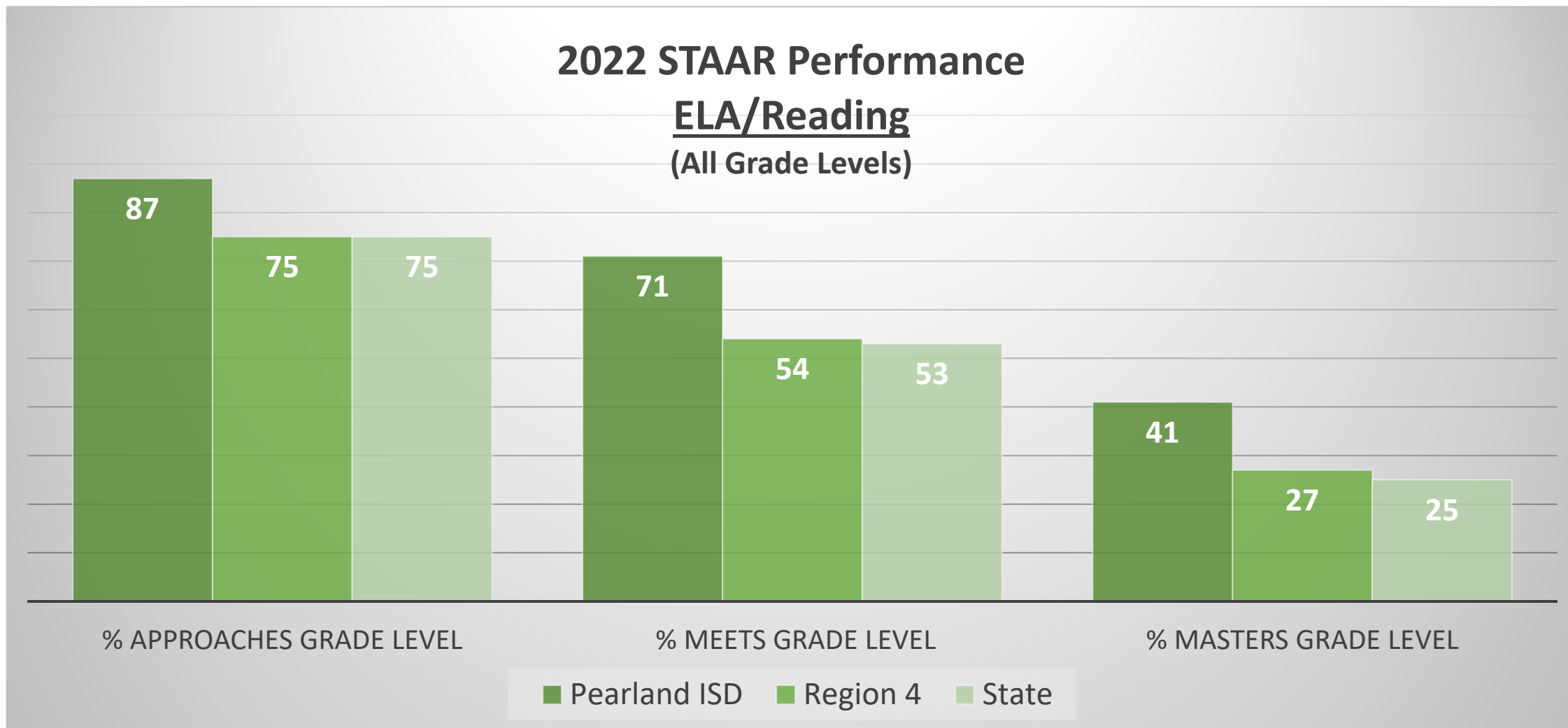
Section 1: 2021-22 Texas Academic Performance Report (TAPR)

➤ **Cover Page**

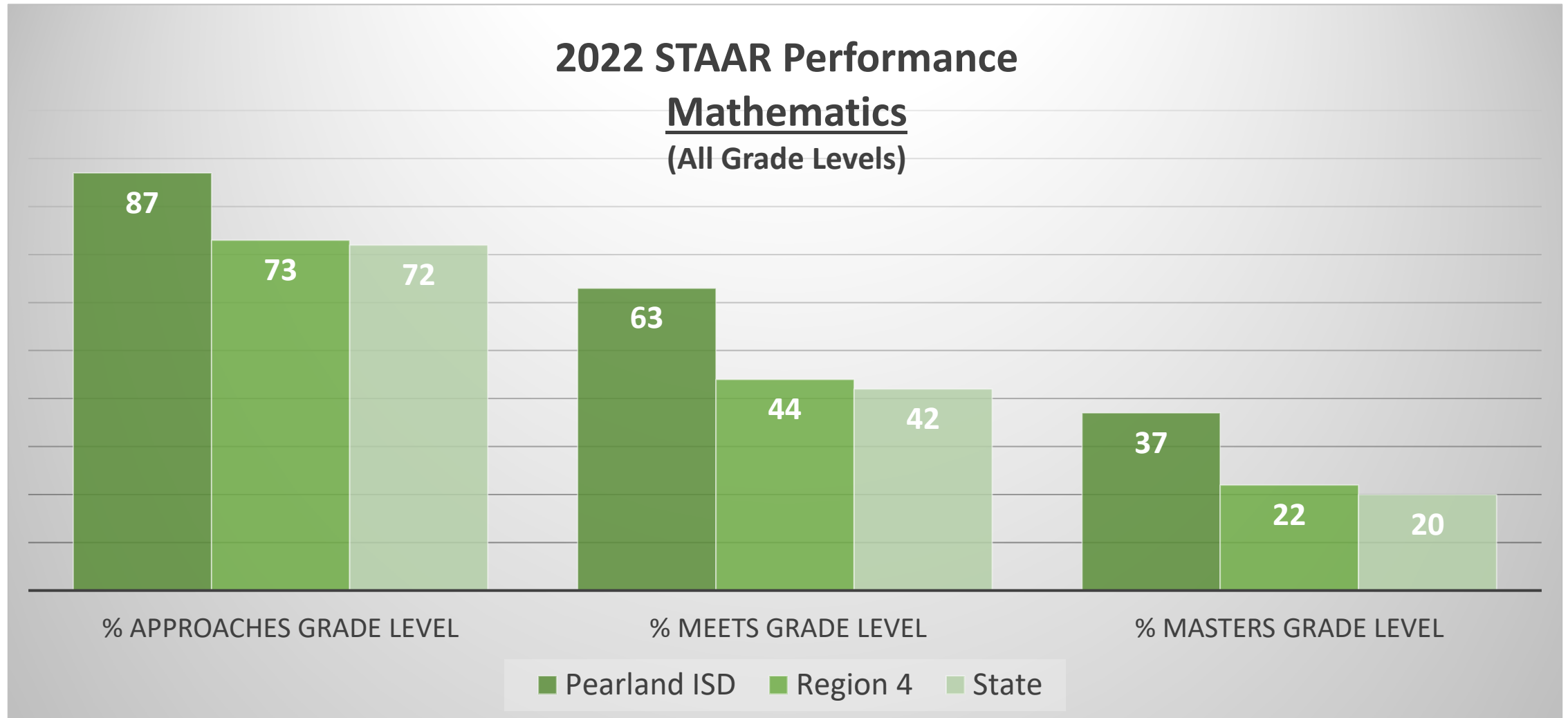
2022 Accountability Rating: **A**

2022 Special Education Determination Status: **Meets Requirements**

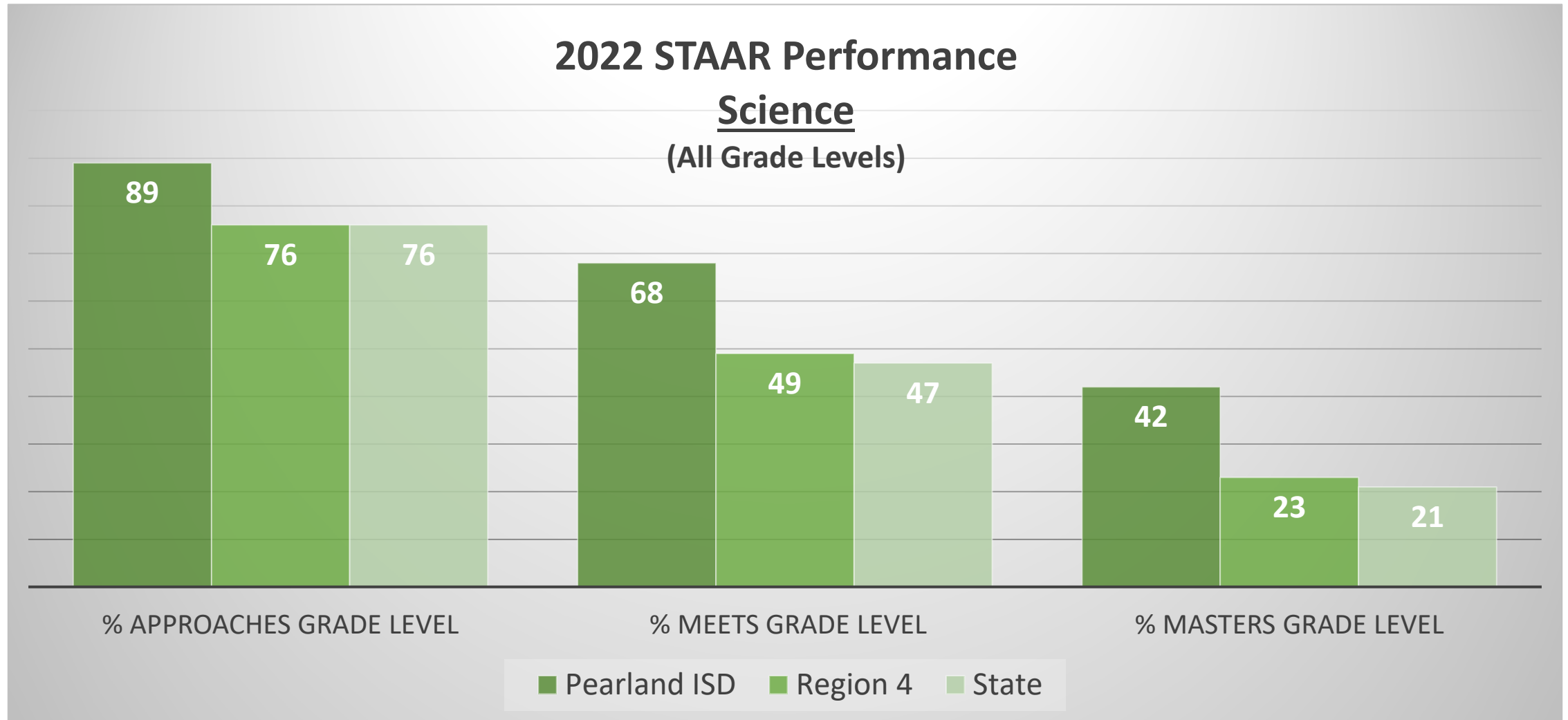
Section 1: 2021-22 Texas Academic Performance Report (TAPR)



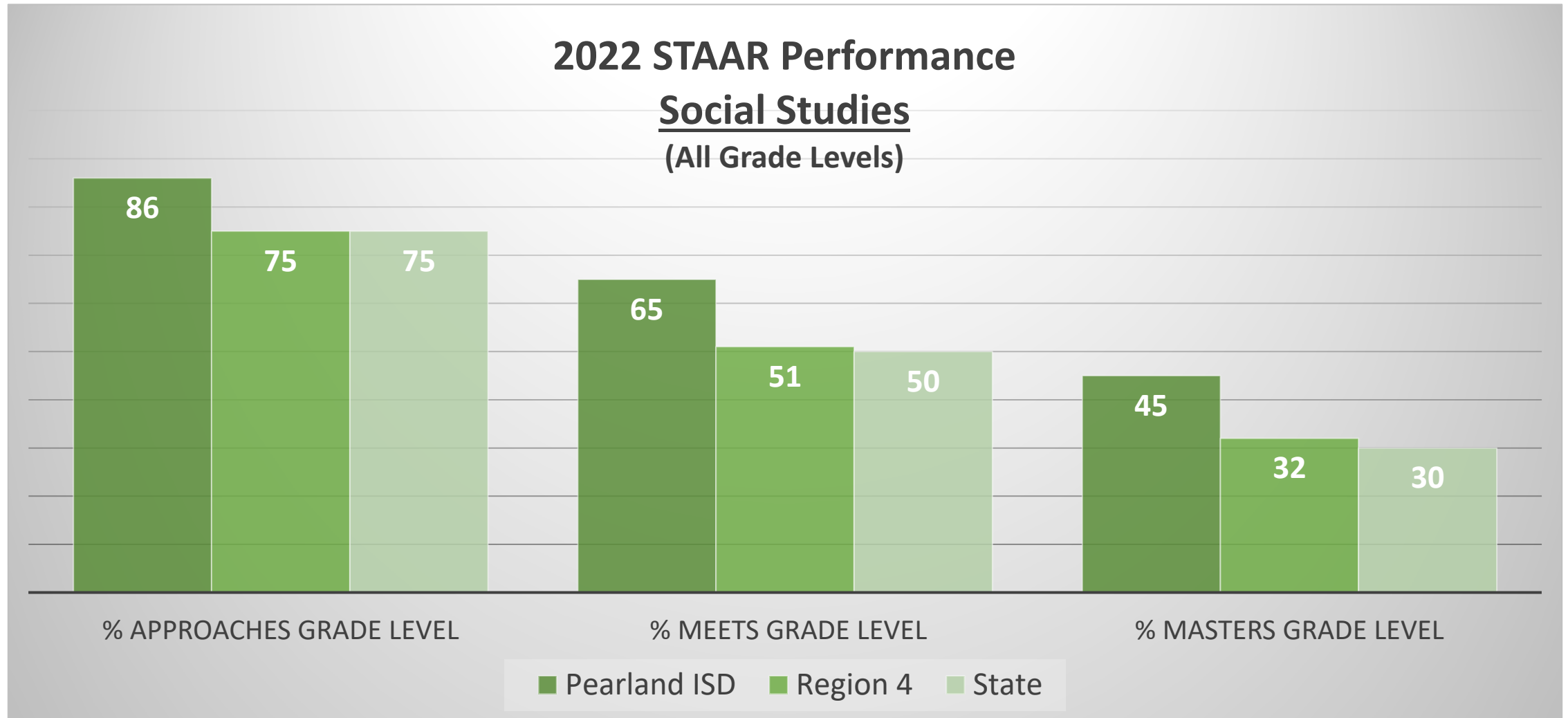
Section 1: 2021-22 Texas Academic Performance Report (TAPR)



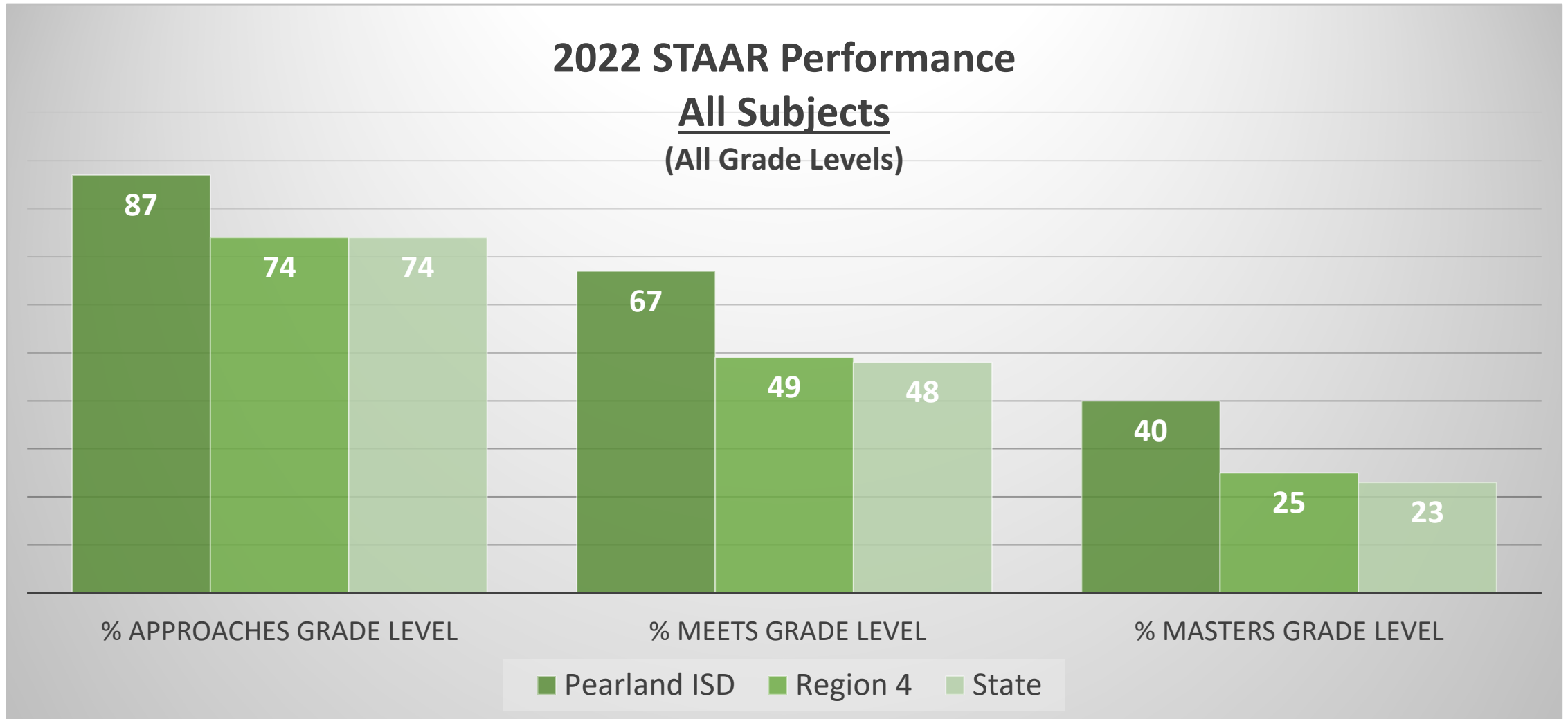
Section 1: 2021-22 Texas Academic Performance Report (TAPR)



Section 1: 2021-22 Texas Academic Performance Report (TAPR)

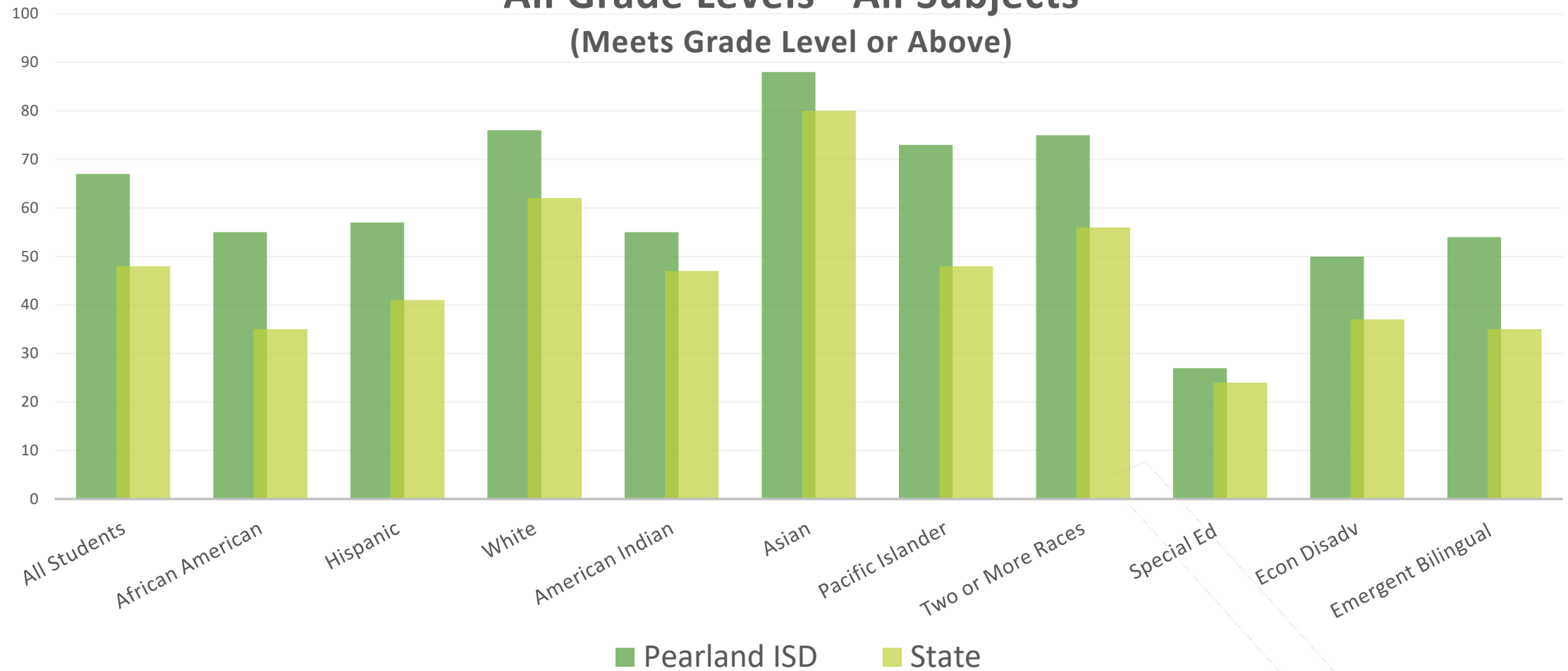


Section 1: 2021-22 Texas Academic Performance Report (TAPR)

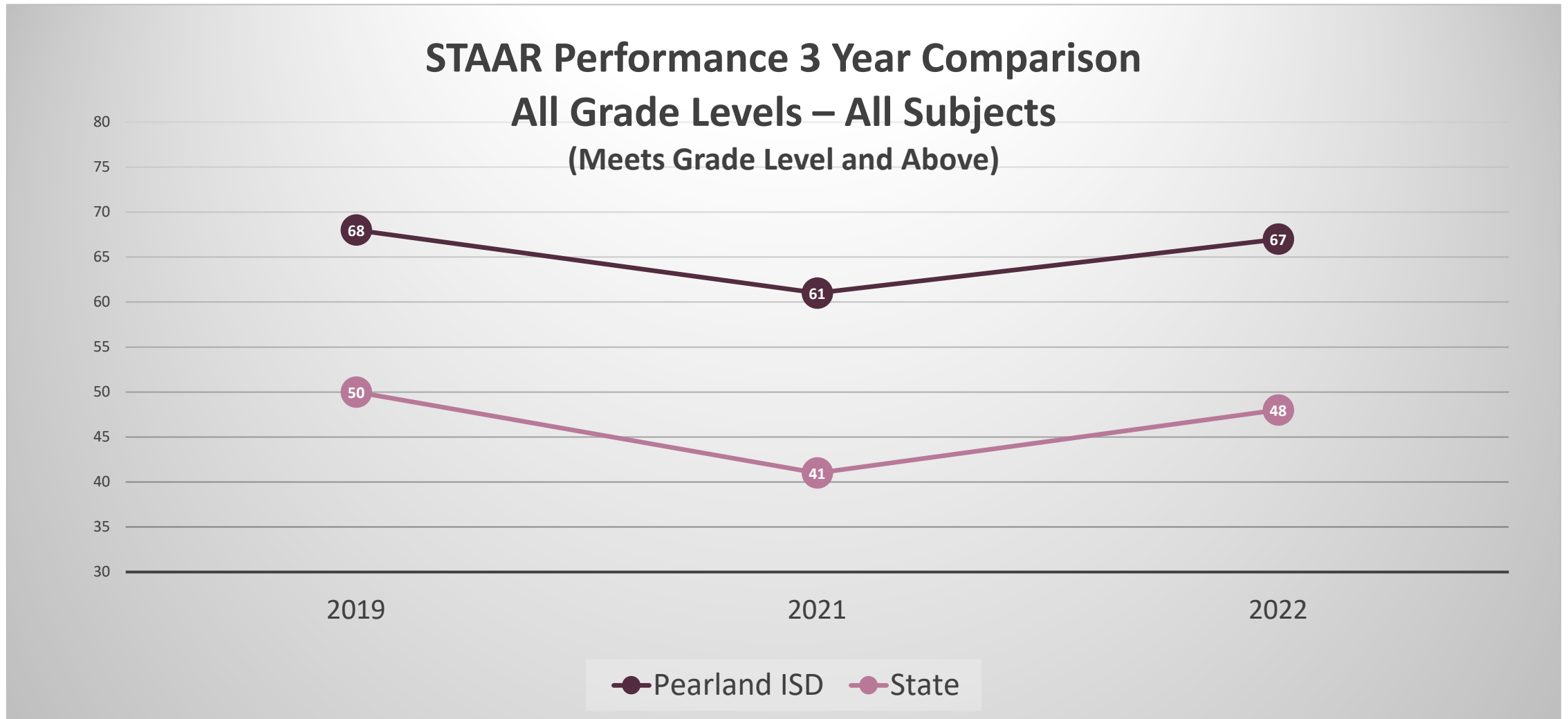


Section 1: 2021-22 Texas Academic Performance Report (TAPR)

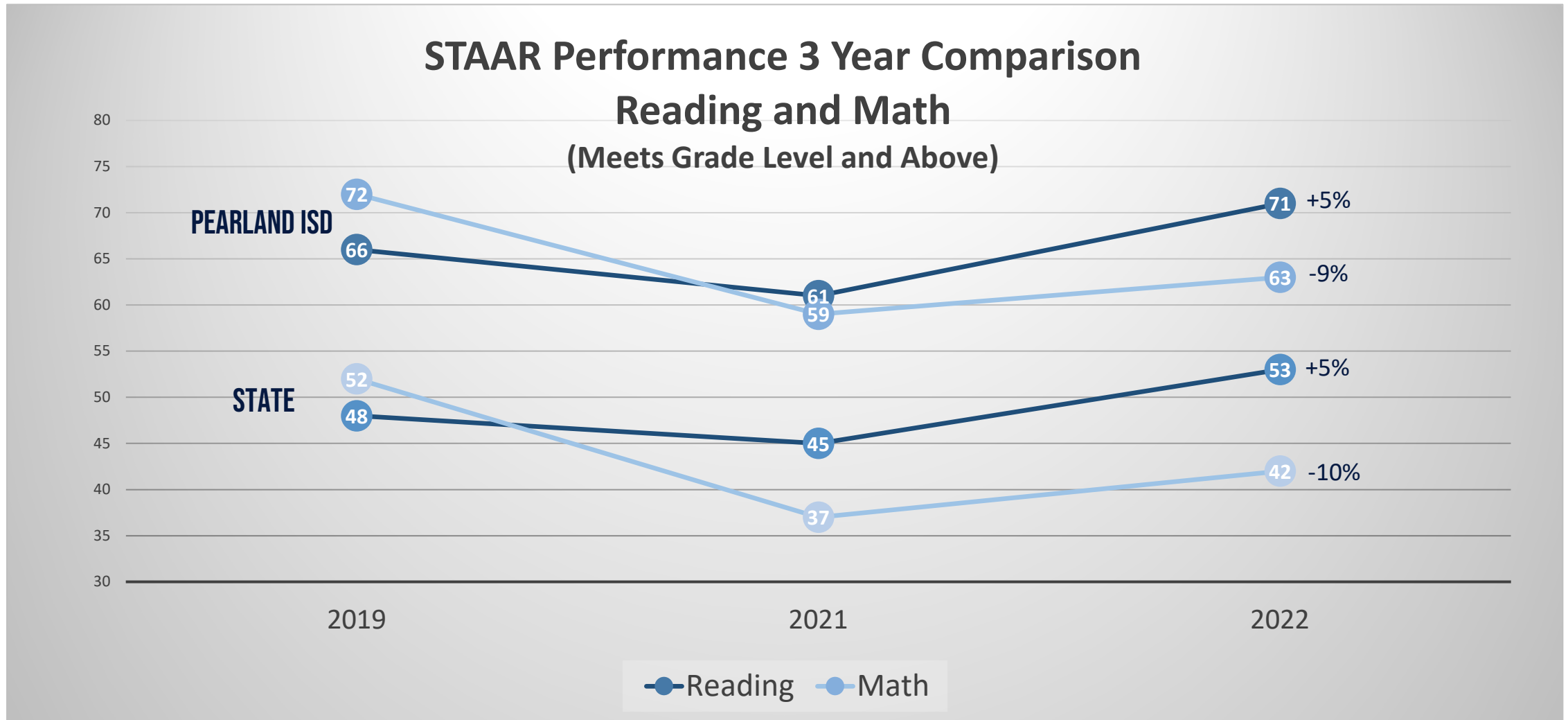
2022 STAAR Performance All Grade Levels - All Subjects (Meets Grade Level or Above)



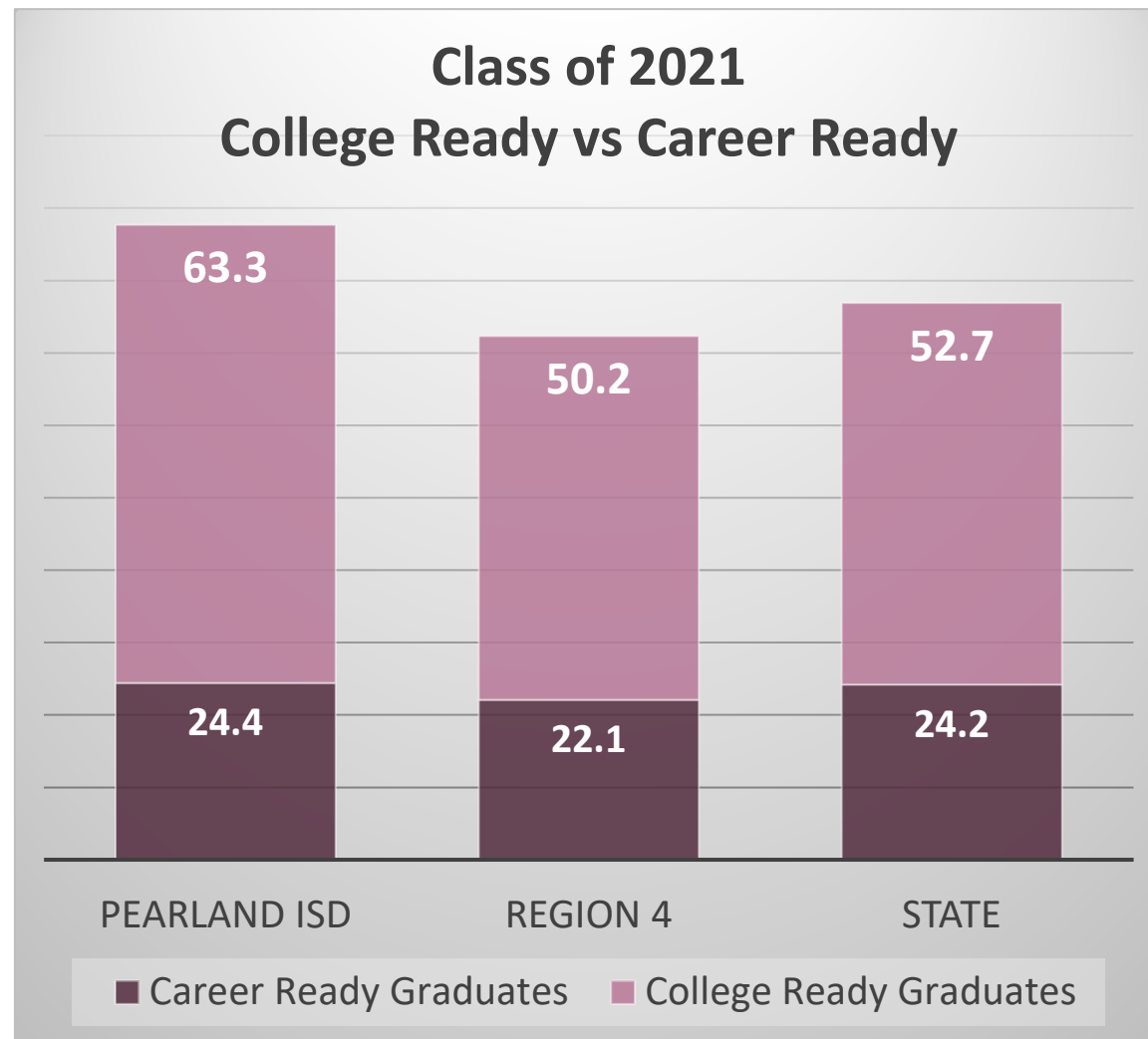
Section 1: 2021-22 Texas Academic Performance Report (TAPR)



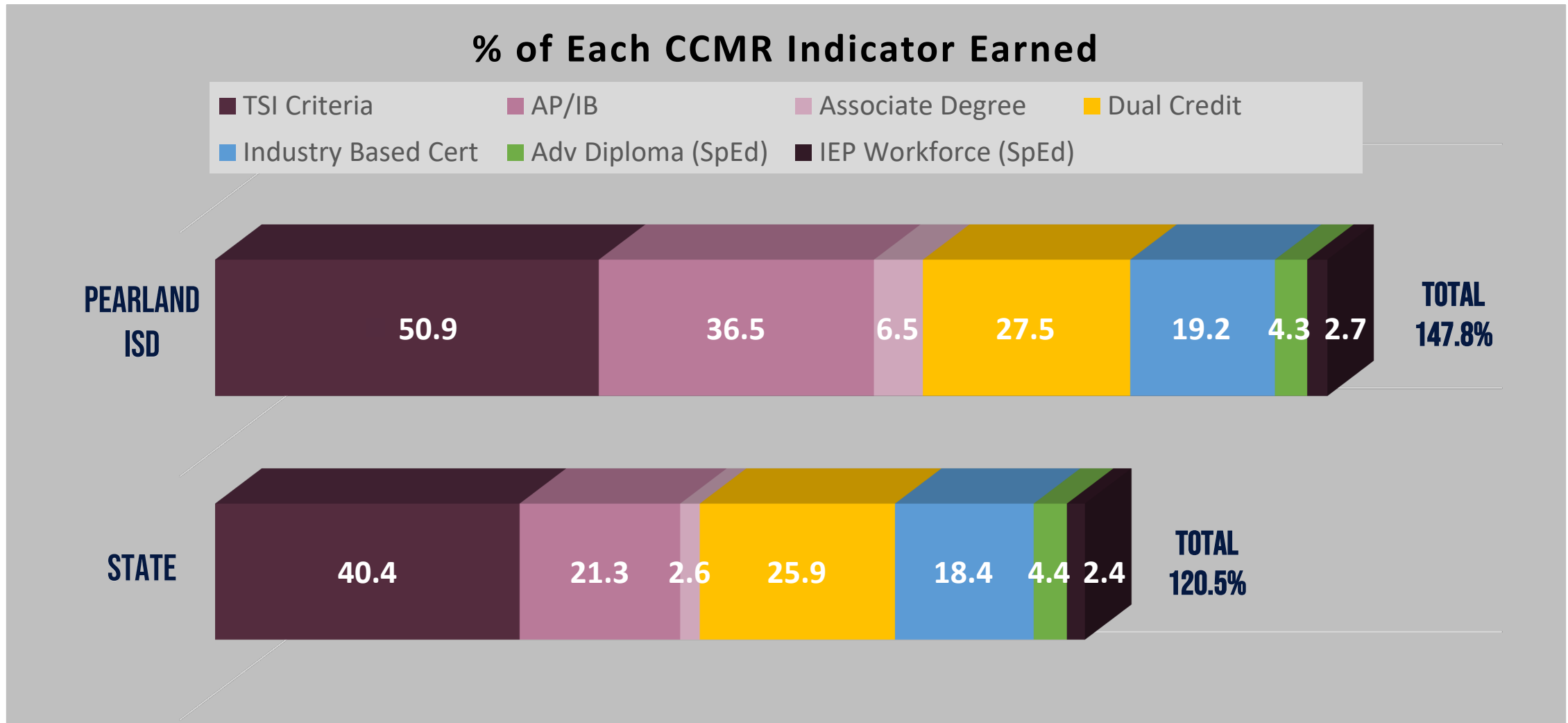
Section 1: 2021-22 Texas Academic Performance Report (TAPR)



Section 1: 2021-22 Texas Academic Performance Report (TAPR)



Section 1: 2021-22 Texas Academic Performance Report (TAPR)



** Many students met criteria in more than one area*

Section 1: 2021-22 Texas Academic Performance Report (TAPR)

Other Postsecondary Indicators

Annual Graduates 2020-2021	Average SAT Score (All Subjects)	Average ACT Score (All Subjects)
Pearland ISD	1150	25.3
Region IV	1000	20.4
State	1002	20.0

Section 1: 2021-22 Texas Academic Performance Report (TAPR)

Other Postsecondary Indicators

2020-2021	Advanced Dual Credit Course Completion (Grades 9-12)	AP/IB Results \geq Criterion (Grades 11-12)	Associates Degree (Annual Graduates)
Pearland ISD	55.5%	74.6%	4.5%
Region IV	39.7%	61.3%	1.7%
State	42.5%	59.0%	2.1%

Section 1: 2021-22 Texas Academic Performance Report (TAPR)

Attendance, Graduation, and Dropout Rates

2020-2021 School Year	Pearland ISD	State
Attendance	97.2%	95.0%
Chronic Absenteeism	5.5%	15.0%
Graduation Rate	99.0%	90.0%
Dropout Rate	0.1%	2.4%

Section 1: 2021-22 Texas Academic Performance Report (TAPR)

Student Demographics

	Pearland ISD	State
Economically Disadvantaged	32.9%	60.6%
Section 504	8.1%	7.4%
Emergent Bilingual Students	11.3%	21.7%
Students with Dyslexia	5.2%	5.0%
Foster Care	0.4%	0.3%
Homeless	0.5%	1.1%
At-Risk	37.4%	53.5%

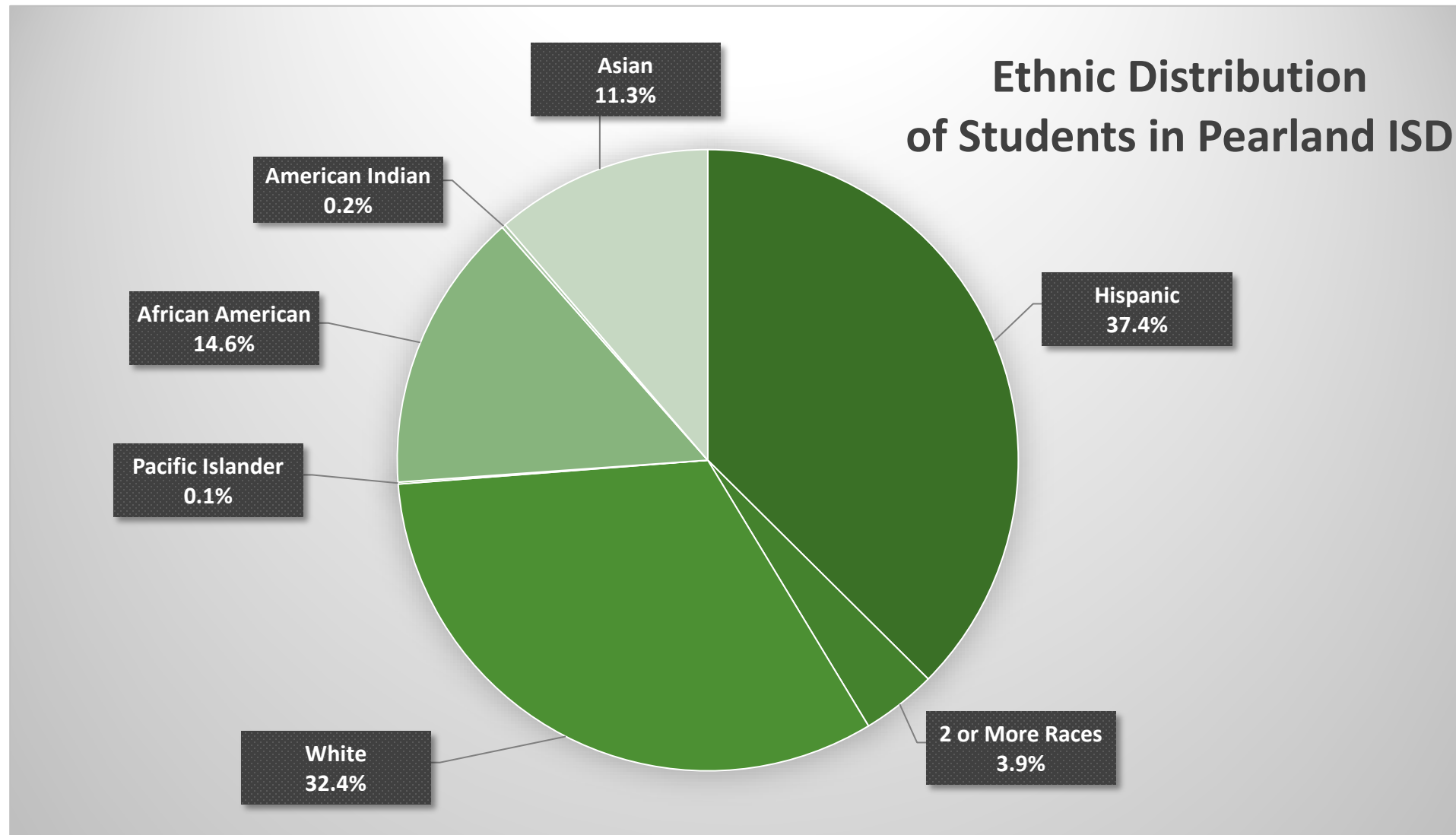
Total Pearland ISD Enrollment: 21,007

Section 1: 2021-22 Texas Academic Performance Report (TAPR)

Enrollment by Instructional Program

	Pearland ISD	State
Bilingual/ESL Education	13.1%	21.8%
Gifted and Talented Education	11.2%	8.0%
Special Education	10.7%	11.7%

Section 1: 2021-22 Texas Academic Performance Report (TAPR)



Section 1: 2021-22 Texas Academic Performance Report (TAPR)

Staff Information

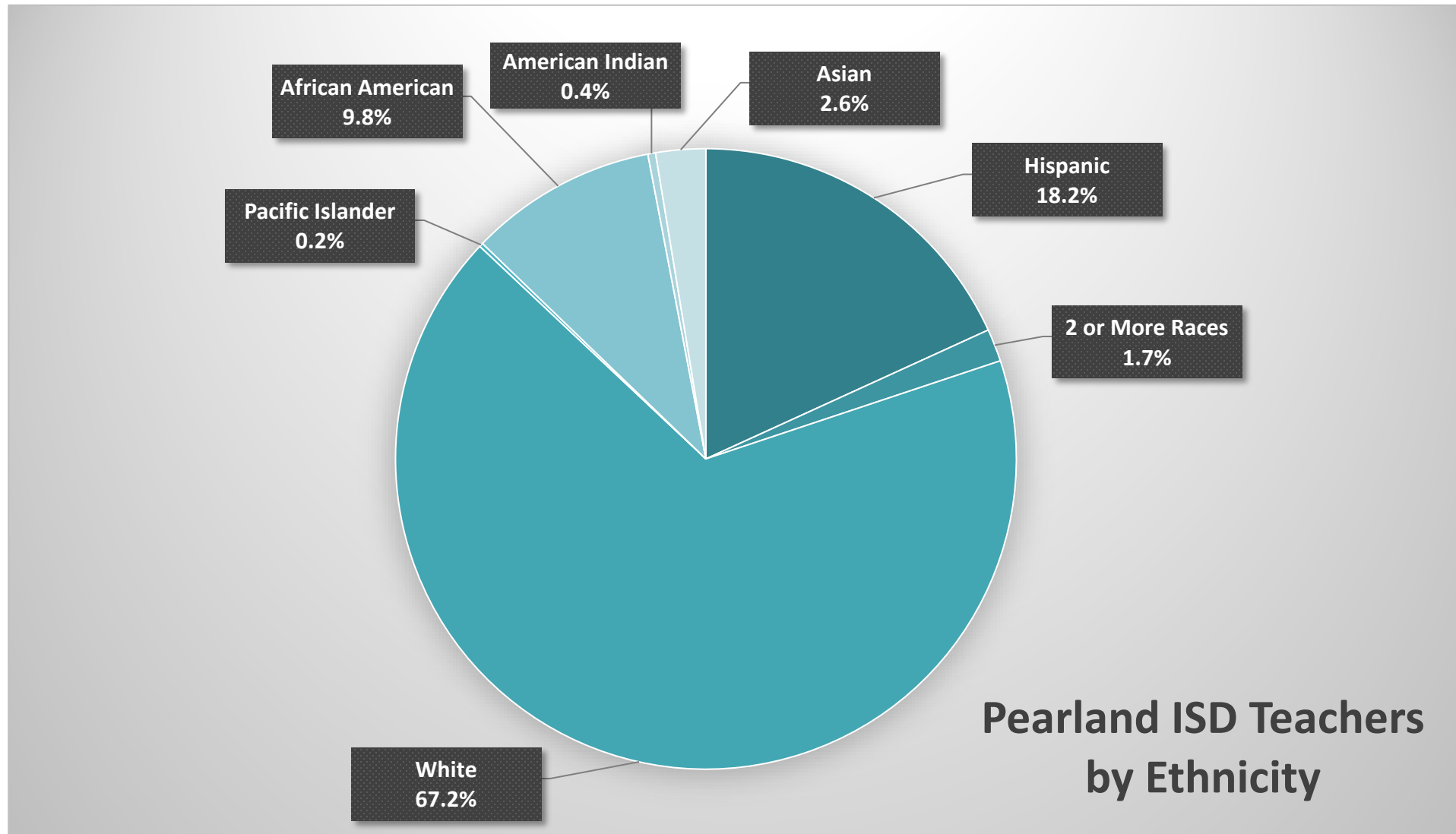
	Pearland ISD	State
Teachers	50.6%	49.3%
Professional Support	11.3%	10.7%
Campus Leadership	2.8%	2.9%
Central Administration	0.9%	1.2%
Educational Aides	7.7%	11.1%
Auxiliary Staff	26.7%	24.8%

Section 1: 2021-22 Texas Academic Performance Report (TAPR)

Teachers by Years of Experience

Teachers by Years of Experience	Pearland ISD	State
Beginning	3.7%	7.9%
1-5 Years	21.5%	26.7%
6-10 Years	23.1%	20.6%
11-20 Years	37.4%	28.6%
Over 20 Years	14.3%	16.1%
	74.8%	65.3%
Teacher Turnover Rate	12.8%	17.7%

Section 1: 2021-22 Texas Academic Performance Report (TAPR)



Section 2

PEIMS Financial Standard Reports (2020-21 Financial Actual Reports)

Revenue and Expenditures	Pearland ISD	State
Total Revenue (per student)	\$17,501	\$16,143
Total Expenditures (per student)	\$12,203	\$14,797

Operating Expenditures	Pearland ISD	State
Instruction	60.8%	60.6%
Instructional Support Services	16.4%	15.6%
Central Administration	2.4%	3.3%
District Operations	20.5%	20.0%

* 2021-2022 District Financial Actual Reports will be available spring 2023

[2020-21 District Financial Actual Reports](#)

[2020-21 Campus Financial Actual Reports](#)

[Pearland ISD Financial Transparency](#)

Section 3

2021-22 District Accreditation Status

- Due to the unique challenges schools faced following the Covid-19 pandemic, the commissioner ruled not to assign accreditation statuses until the 2022-23 school year
- No district was assigned an accreditation status for 2021-22

School Year	Pearland ISD First Rating	Pearland ISD Accreditation Status
2021-2022	Superior	<i>Not Issued</i>
2020-2021	Superior	<i>Not Issued</i>
2019-2020	Superior	Accredited
2018-2019	Superior	Accredited
2017-2018	Superior	Accredited
2016-2017	Superior	Accredited

[TEA's District Accreditation Status](#)

Section 4

Campus Performance Objectives

- Performance Objectives, included in each Campus Improvement Plan, are posted on the Pearland ISD website
- Measures each campus's progress toward meeting those objectives
- Approved by the School Board

District/Campus Goal: Pearland ISD and each Pearland ISD campus will meet the required passing standard (Approaches Grade Level) or better for all student groups.

		Campus	African American	Hispanic	White	Asian	Two or More	Special Ed	Economic Disad	Emergent Bilingual
Math	2021 Results	88%	$\frac{94}{124}$ 76%	$\frac{133}{169}$ 79%	$\frac{229}{245}$ 93%	$\frac{151}{157}$ 96%	$\frac{20}{22}$ 91%	$\frac{25}{49}$ 51%	$\frac{89}{127}$ 70%	$\frac{15}{20}$ 75%
	Growth	2%	5%	4%	1%	--	2%	10%	6%	5%
	2022	90%	81%	83%	94%	≥95%	93%	61%	76%	80%
2023 Actual Results										
Reading Language Arts	2021 Results	90%	$\frac{107}{125}$ 86%	$\frac{143}{171}$ 84%	$\frac{232}{243}$ 95%	$\frac{145}{154}$ 94%	$\frac{22}{25}$ 88%	$\frac{29}{50}$ 58%	$\frac{102}{131}$ 78%	$\frac{15}{23}$ 65%
	Growth	2%	3%	3%	--	1%	2%	8%	4%	7%
	2022	92%	89%	87%	≥95%	95%	90%	66%	82%	72%
2023 Actual Results										
Science	2021 Results	91%	$\frac{56}{67}$ 84%	$\frac{77}{91}$ 85%	$\frac{112}{115}$ 97%	$\frac{81}{83}$ 98%	77%	$\frac{12}{24}$ 50%	$\frac{46}{65}$ 71%	$\frac{12}{16}$ 75%
	Growth	2%	3%	3%	--	--	5%	10%	6%	5%
	2022	93%	87%	88%	≥95%	≥95%	82%	60%	77%	80%
2023 Actual Results										
Social Studies	2021 Results	86%	$\frac{48}{64}$ 75%	$\frac{71}{92}$ 77%	$\frac{106}{114}$ 93%	$\frac{79}{83}$ 95%	75%	$\frac{10}{24}$ 42%	$\frac{39}{66}$ 59%	$\frac{8}{16}$ 50%
	Growth	3%	5%	5%	1%	--	5%	12%	8%	10%
	2022	89%	80%	82%	94%	≥95%	80%	54%	67%	60%
2023 Actual Results										

Campus Performance Objectives

Section 5

Report on Violent or Criminal Incidents

- Includes number, rate, and type of violent or criminal incidents that occurred on each campus - to the extent permitted by the Family Educational Rights and Privacy Act (FERPA)
- To comply with FERPA and TEA's masking requirements, and to conceal the identity of student(s) involved, Pearland ISD will not publish a report on violent or criminal incidents due to the small number of occurrences in the 2021-2022 school year
- A campus is identified as a persistently dangerous school if it has a number of mandatory expellable incidents per year equal to 1% or more of its enrollment for three consecutive school years
- No campus in Pearland ISD had an incident rate of 1% or more
- The total incidents for all campuses combined was less than .1%
- For information concerning school violence prevention and violence intervention policies that the district is using to protect students, please refer to the District's Student Code of Conduct and School Board Policies

[TEA School Safety Website](#)

Section 6

Student Performance in Postsecondary Institutions

2020 Graduates Enrolled in Texas Institution of Higher Education (TX IHE):
 Pearland ISD: 58% Region IV: 47% State: 46%

Pearland ISD Class of 2020	GPA <2.0	GPA 2.0-2.49	GPA 2.5-2.99	GPA 3.0-3.49	GPA >3.5	Unknown	Total
Four-Year Public University	34	34	68	125	228	2	470
Two-Year Public Colleges	148	69	72	100	108	16	459
Independent Colleges & Universities							61
Not Trackable or Not Found	<i>* includes students who have enrolled in higher education outside of Texas</i>						732
Total High School Graduates							1722

** GPA data is only available for students attending public higher education institutions in Texas.*

[2019-2020 High School Graduates GPA in Higher Education in 2021](#)

Section 7

Progress Toward Meeting Board-adopted HB 3 Goals

- Includes progress of the district and each campus toward meeting the goals set for:
 - ❑ Early childhood literacy and mathematics proficiency plans
 - ❑ CCMR plans
- Original goals were adopted by the school board in 2020
- Similar to Campus Performance Objectives (in Section 4), progress toward meeting HB 3 goals as of the end of the 2021-22 school year are reported

HB 3 Goals

Section 8

TAPR Glossary

- Each year, TEA prepares and publishes a *TAPR Glossary*
- The *TAPR Glossary* provides definitions, describes methodologies, and lists sources for each data point in the TAPR
- The TAPR Glosario, providing the Spanish translation of the glossary, is available

[2021-22 TAPR Glossary](#)

2021–22 Texas Academic Performance Report (TAPR) Glossary

Cover Page

2022 Accountability Rating: The overall rating earned by the district or campus for 2022.

2022 Special Education Determination Status (district TAPR only): This label represents an integrated determination level status based on an evaluation of each local educational agency's (LEA) Results Driven Accountability (RDA) indicators in the special education program area and four Federally Required Elements (FREs), which include the State Performance Plan (SPP) compliance indicators 9, 10, 11, 12, and 13; data integrity; uncorrected noncompliance; and financial audit findings. Each LEA receives one of four special education determination levels (DLs):

Meets Requirements

Needs Assistance

Needs Intervention

Needs Substantial Intervention

For additional information, please see the links below.

General Information about RDA and SPP/APR:

Results Driven Accountability (RDA): <https://tea.texas.gov/academics/special-student-populations/review-and-support/results-driven-accountability-rda>

State Performance Plan and Annual Performance Report: <https://tea.texas.gov/reports-and-data/data-submission/state-performance-plan#stateperformance>

Methodology for RDA and SPP/APR:

2022 RDA Manual: <https://tea.texas.gov/sites/default/files/2022-rda-manual.pdf>

FFY 2022 SPP/APR Methodology: <https://sites.ed.gov/idea/spp-apr-letters?selected-category=&selected-year=&state=Texas>

Data Reports for RDA and SPP/APR:

SPP/APR Data Report: <https://rptsvr1.tea.texas.gov/idea/index.html>

RDA Data Reports: <https://tea.texas.gov/student-assessment/monitoring-and-interventions/rda/results-driven-accountability-data-and-reports>

2022 Armed Services Vocational Aptitude Battery (ASVAB) Test (Career Exploration) (districts serving grades 10–12): Senate Bill 1843 requires that each school year, each school district and open-enrollment charter school provide students in grades 10–12 the opportunity to take the ASVAB and consult with a military recruiter.

Resources and Availability of Annual Report

- The District's TAPR will be posted on the district's website within two weeks after this meeting
- Paper copies will also be available at the district's central office and on each campus
- For questions or more information, contact:

Melissa Ward

Director of Assessment, Accountability, and Program Evaluation

281-485-3203

wardm@pearlandisd.org

