











# Clear Horizons Early College High School

Clear Creek Independent School District

**Clear Horizons ECHS** is a four-year early college high school with an enrollment of approximately 450 students located on the south campus of San Jacinto College. Students begin college classes in the 9th grade with other college students instructed by college professors. Our students are immersed in a college environment interacting appropriately and utilizing college resources. Students earn 60 credit hours from a choice of approximately 130 dual credit courses offered at San Jacinto College. Students may select from seven different Associate Degrees.

Clear Horizons ECHS students apply to Clear Horizons in 8th grade and are selected to attend based upon a lottery system. The vision of the school is to provide an opportunity for traditionally underrepresented populations to earn in four years, an associate degree in addition to the high school diploma.




-  High school courses are Honors or Advanced Placement.
-  Students earn a four-year high school diploma and a two-year Associate Degree in 4 years.
-  Students are required to complete 80 hours of service learning over four years.
-  Students are required to complete two professional internships during junior and senior years.
-  Clear Horizons ECHS is listed in the 2023 *US News & World Report* ranking #304 out of 24,000.
-  Clear Horizons ECHS is a culturally diverse school: 28% Asian, 10% Black-African American, 23% White, 35% Hispanic-Latino, 4% Two-or-More.
-  44% of students qualify as economically disadvantaged.
-  15% of the students are identified as gifted and/or talented.

**The Clear Creek Independent School District** is home to explorers and adventurers. Nestled along the NASA Johnson Space Center in Houston and the boating waters of the Gulf of Mexico, Clear Creek ISD proudly serves the educational growth of more than 44,000 students and continues to be one of the most desirable places to raise a family in the Greater Houston area. Out of approximately 1,000 school districts in Texas, Clear Creek ISD is one of the 30 largest. Our district spans 103 square miles, 13 municipalities, and two counties (Harris and Galveston). CCISD students outperform their state-wide peers on all Texas standardized tests and college readiness indicators. Clear Creek ISD is comprised of 27 elementary, 10 intermediate, and 7 high schools. We pride ourselves on involving our stakeholders in making curriculum, finance, and policy decisions, and all of our decisions are made with the best interest of children in mind.

Due to the ongoing public health threat of the COVID-19 pandemic, the Clear Creek Independent School District created Clear Connections Online Learning Program. Clear Connections was a tuition-free K-12 online program of choice for the 2020-2021 school year. Clear Connections classes were taught by CCISD teachers and mirrored the quality of instruction occurring on the home campus. Clear Connections secondary students followed a daily seven period schedule that aligned with their home campus. Students' schedules required participation in real-time (synchronous) and independent (asynchronous) learning. High school course offerings for Clear Connections included on level, Pre-AP and AP options, however, the course offerings were limited when compared to the course offerings at the Brick and Mortar home campus. High school students who participated in Clear Connections have a "Z" indicator on their transcript during the 2020-2021 school year for all courses in which credit was granted through Clear Connections. Clear Connections students and Brick and Mortar students follow the same district grading guidelines.

**Superintendent** – Dr. Karen Engle  
**Principal** – April Tidwell  
**Dean of Instruction** – Christy Maxwell  
**Lead Counselor** – Judith Sutphin  
**Counselor** – Samin Chaudhry  
**Community Liaison** – Andrea Zehentner

## Class of 2023 Achievements

-  Scholarship offers exceeded \$465,000
-  Gave back 7,625 hours of service learning to the community
-  96% earned an Associate Degree

## Seniors 2023 Matriculation

	Number	Percent
2 year college	6	7%
4 year college	73	86%
Military	1	1%
Total Higher Ed	80	94%

## College Admissions

Abilene Christian University	Texas A&M University—Corpus Christi
Baylor University	Texas Southern University
Dillard University	Texas State University
Elon University	Texas Tech University
Embry-Riddle Aeronautical University	The University of Tennessee—Knoxville
Hampton University	The University of Texas at Arlington
Hardin-Simmons University	The University of Texas at Austin
Hollins University	The University of Texas at Dallas
Houston Christian University	The University of Texas at El Paso
Lamar University	The University of Texas at San Antonio
Langston University	The University of Texas Rio Grande Valley
Loyola University—Chicago	The University of Texas Tyler
Loyola University—New Orleans	Trinity University
Metropolitan State University of Denver	Tulane University of Louisiana
Michigan State University	University of Colorado Boulder
Millsaps College	University of Colorado—Colorado Springs
Morehouse College	University of Colorado Denver
Prairie View A&M University	University of Dallas
St. Edwards University	University of Houston
Sam Houston State University	University of Houston—Clear Lake
Savannah College of Art & Design	University of Houston—Downtown
Seton Hall University	University of Mary Hardin-Baylor
Southern Methodist University	University of Missouri—Kansas City
St. Mary's University	University of North Texas
Stephen F. Austin State University	University of Portland
Tarleton State University	University of St. Thomas
Tennessee State University	University of the Incarnate Word
Texas A&M University—College Station	Wartburg College
	Xavier University of Louisiana

## SAT 2023 Mean Scores

	Evidence-Based Reading & Writing	Math
CHECHS	548	548

## ACT 2023 Mean Scores

	Eng.	Math	Read.	Sci.	Comp.
Nat'l	19.5	19.9	20.9	20.3	20.3
State	18.7	19.5	20.4	19.9	19.8
CHECHS	21.3	21.1	22.1	21.6	21.7

## Grade Point Averages Distribution

Grade	Weighted	GPA Distribution	Weighted 5.0 Scale
A (90-100)	5.0-6.0	25	5.0 and above
B (80-89)	4.0-4.9	37	4.0-4.99
C (70-79)	3.0-3.9	16	3.0-3.99
	0-2.9	5	2.0-2.99
F (69-0)	0	0	0-1.99

## Advanced Placement 2023

AP Human Geography, AP World History, AP English Language Composition, and AP Physics 1 were the AP courses offered for students at CHECHS. 186 students completed at least one AP Exam, and all were submitted to the College Board for scoring.

Score	English Language & Comp	Human Geography	World History	Physics 1
5	1	9	4	1
4	5	14	15	2
3	10	10	24	0
2	19	8	17	12
1	5	11	6	13
Total	40	52	66	28

## Rank in Class

Each semester course has a designated grade point level (GPA Level) used to determine rank in class and grade point average on a weighted 5.0 scale (EIC Local). Courses designated as Level 1 courses include Honors Placement (Honors), Advanced Placement (AP), and all college courses. Level 2 courses are not weighted. The only Level 2 courses offered at CHECHS are high school Physics and Dollars and Sense.

## Spring Semester Grades & Transcript Information

Due to the emergency closure of the Clear Creek Independent School District resulting from the imminent public health threat of COVID-19 pandemic, CCISD transitioned from in-person instruction to distance learning from March 16, 2020 through the end of the 2019-2020 school year.

As a result of the emergency closure, for the Spring of 2020, CCISD adopted a Pass/Fail grading system in which students were able to earn credit for courses taken and passed during the Spring semester; only "Pass" or "Fail" grades were recorded on academic achievement records and grade points were neither awarded nor included in GPA or class rank calculations. This grading system was adopted in order to maintain equity of the overall grading system and to accurately maintain semester grades on the transcript. Starting August 2020, CCISD returned to the previously approved grading guidelines as established by district policy (see grading scale).

**CEEB/ACT School Code 443209**