

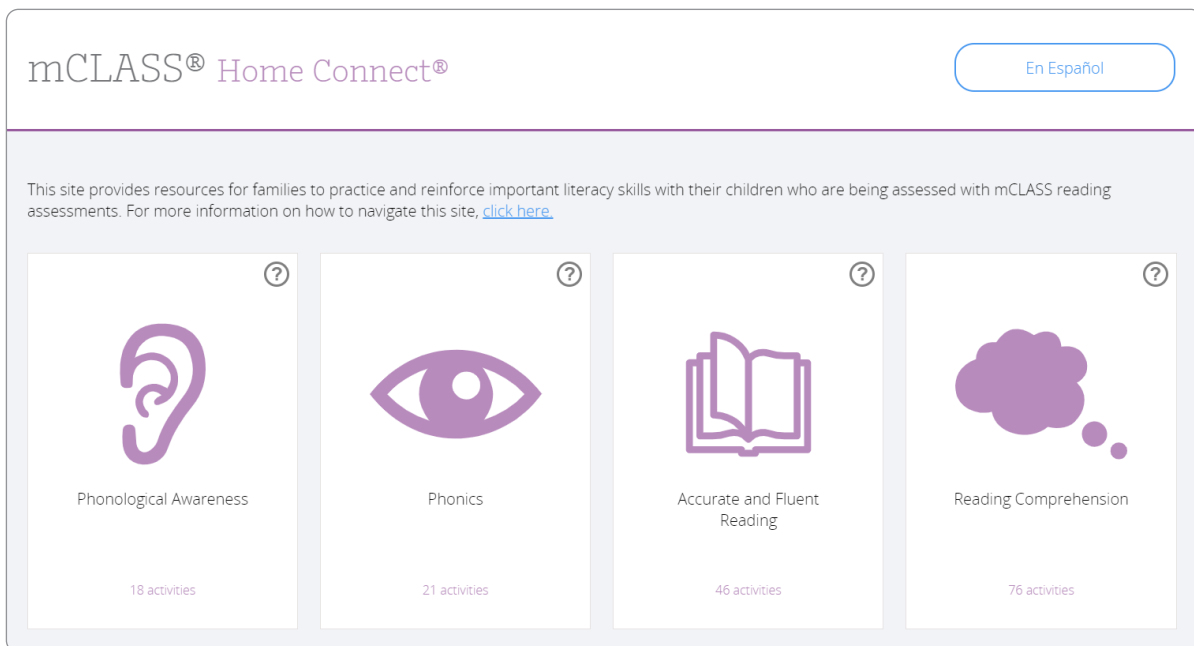
How To: Use mCLASS Home Connect

Family involvement is a key element in a student's education. To help start a conversation between parents and students, Amplify offers mCLASS® Home Connect® letters and the new mCLASS Home Connect site. The Home Connect site provides resources for families to use at home with their children to reinforce and practice important reading skills, and can be used by any family, regardless of whether they receive Home Connect letters.


mCLASS Home Connect Site

The Home Connect site is your portal for finding activities to practice essential literacy skills with your child. Use the site with your Home Connect letter if you have one, or with guidance from your child's teacher.

1. To access the Home Connect site, go to mclass.amplify.com/homeconnect.

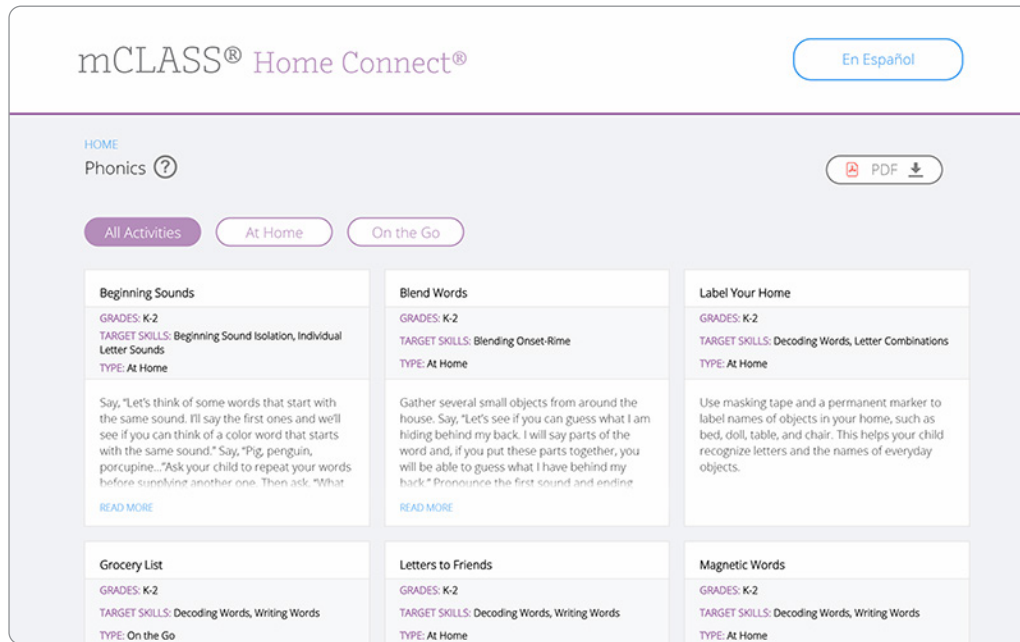


In the middle of the page are buttons representing the skill areas covered by the activities available on the site.

2. Pause on the  icon on each button to see a description of the skill.
 - Phonological Awareness
 - Phonics
 - Accurate and Fluent Reading

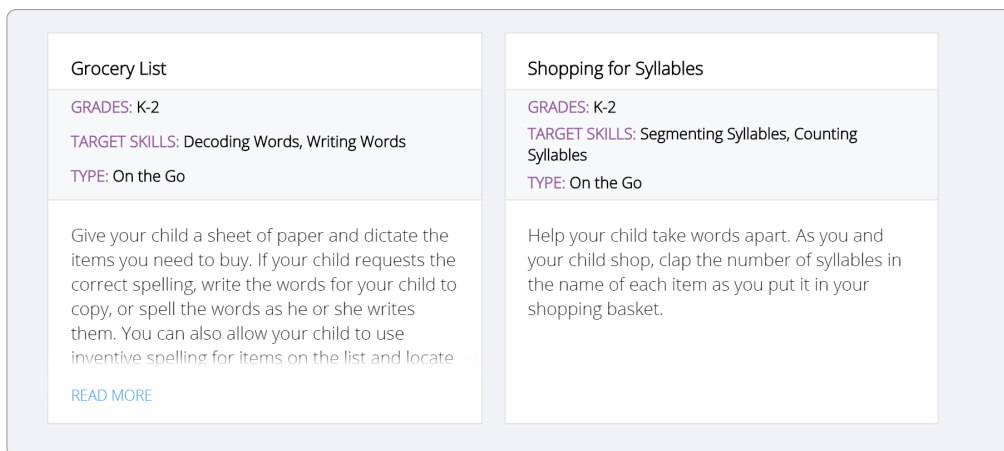
- Reading Comprehension

3. Click a button (e.g., **Phonics**) to go to the activities page for that skill.



The activities page displays all activities available to reinforce the skill. The name of the skill displays at the top of the page. Pause on the icon to view a description of the skill. Click **PDF** at the top right of the page to download a printable list of all activities on the page. Above the activities list are three filter buttons: All Activities, At Home, and On the Go.

4. Click one of the filters to narrow the list of available activities.



In the example above, the list is filtered by On the Go activities. On the Go activities are tailored to be done outside your home, such as while grocery shopping. At Home activities are designed to be done around your house. Each activity is labeled At Home or On the Go.

5. Click **All Activities** to display the full activities list.
6. Some activity descriptions are too long to display fully. Click **Read More** to view the complete description.

Grocery List

GRADES: K-2

TARGET SKILLS: Decoding Words, Writing Words

TYPE: On the Go

Give your child a sheet of paper and dictate the items you need to buy. If your child requests the correct spelling, write the words for your child to copy, or spell the words as he or she writes them. You can also allow your child to use inventive spelling for items on the list and locate the correct spelling at the grocery store.

[READ LESS](#)

7. Some activities contain the Go to Activity link. These activities are open source resources from sites outside of mCLASS Home Connect. Click **Go to Activity** to open the activity in a new browser tab. Use these activities the same way you would use any activity from the Home Connect site.

Clifford's Missing Vowel

GRADES: 1-1

TARGET SKILLS: Decoding Words

TYPE: At Home

This game from Scholastic shows four words missing a vowel. Given a bank of five vowels, the child is asked to devise as many words as possible.

[Go to Activity](#)

8. Click **Home** above the activities page title or click the **mCLASS Home Connect** link at the top left of the page to return to the Home Connect page.

9. The mCLASS Home Connect site is available in English and Spanish. Click **En Español** at the top right of the page to view the site in Spanish. Click **In English** to view the site in English.

My child does not have an mCLASS Home Connect Letter

If you did not receive an mCLASS Home Connect letter, you should reach out to your child’s educator for guidance on the skill areas to reinforce at home. While practicing all skill areas is beneficial, working with your child’s educator to identify where your child is struggling will allow you to focus on the activities that can help improve skill areas where your child may be falling behind.

My child has an mCLASS Home Connect Letter

If you received an mCLASS Home Connect letter, you can use it to determine which activities on this site are best suited to use with your child. These letters contain results from Benchmark assessments completed during the current time of year using any or all of the following: mCLASS® DIBELS® 8th edition and mCLASS® Early Literacy Measures (ELM). While these letters provide some activities for students to practice related skills at home, this site provides even more options to choose from.

Understanding my child’s Home Connect Letter

Each letter contains an overview and skills review, and additional activities for your child. It describes the measures used to determine your child’s proficiency, and what you can do to help develop these skills.

Overview

The overview section contains information about your child, your child’s DIBELS 8th edition, TRC, and/or ELM goal information, and an explanation of these measures.

mCLASS® Home Connect
1st Grade, Beginning-of-Year Assessment

Bruno Loera

Amplify Account | Springfield Elementary
Last assessment: September 7, 2022
Next assessment: December 10, 2022

Why is Bruno being assessed?
The teachers and administrators at our school want Bruno to read successfully. As part of this commitment, we use DIBELS® 8th Edition (Dynamic Indicators of Basic Early Literacy Skills), which evaluates Bruno’s performance on the literacy skills necessary to become a successful reader.

What do the below assessments mean?
Bruno needs additional instructional support and practice to meet grade-level expectations in DIBELS. The DIBELS composite score reflects performance on the skills shown below.

DIBELS Composite Score
312
Needs Most Support

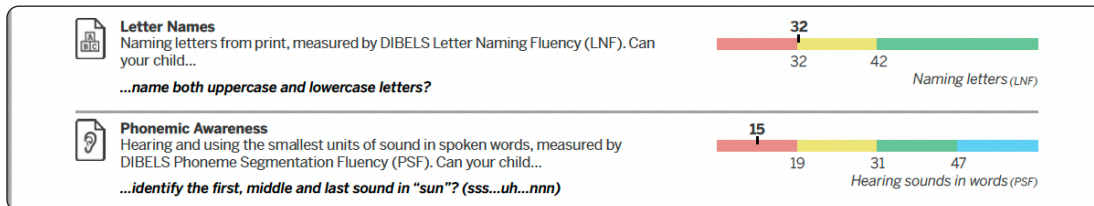
Performance Level Key

| | | | |
|----------------------|-----------------|--------------|-----------------|
| Most Support | Some Support | Goal | Above Goal |
| Well Below Benchmark | Below Benchmark | At Benchmark | Above Benchmark |


The Home Connect letter examples in this guide may differ slightly from the Home Connect letters you get from your child's school.

Skills Review

The skills review section shows how each DIBELS 8th edition measure, Early Literacy Measure, or TRC relates to skills development and provides descriptive examples for each skill.



Skills display on progress bars, which indicate performance on each measure. The closer your child is to the goal, the less support he/she needs. The skill being measured displays beneath each bar. Use this information to help choose practice activities for your child. If you feel unsure of the skills to focus on, ask your child's teacher to recommend the most helpful activities.



Activities

The activities section contains a list of recommended activities you can use to help advance your child's reading development. The Home Connect site provides even more of these activities to choose from.

Bruno Loera 1st Grade, Beginning-of-Year



Activities for Bruno

Even if you have just a few minutes each day, you may be surprised by how much you can help Bruno learn to read. Here are some activities we recommend based on Bruno's most recent mCLASS reading test. Most of these activities can be done just about anywhere. Feel free to change them a bit to match Bruno's interests or to fit your schedule.

Where Bruno needs support



Phonemic Awareness

Hearing and using the smallest units of sound in spoken words

Find Specific Sounds

Have your child and other family members listen for words with a specific sound in family conversation or on television and radio programs, such as words that start with the *s* sound or that end with the *k* sound. Have your family members share their heard words and list them on a piece of paper.

Break the Words Apart

Help your child take spoken words apart and put them together. Have your child separate the sounds in simple three-letter words, listening for beginning, middle, and ending sounds. For example, pronounce *mom* as follows: *mm-o-mm*. Next, ask your child to blend sounds together to make a word. Say words one sound at a time; for example, you say *sh-ee-p* and your child says *sheep*.