



2022-23 D2 STUDENT SCHOOL QUALITY SURVEYS

Student District-Wide Results Report

Abstract

Results of the 2022-23 D2 School Quality Survey- Student Version, for grades 3-5 and 6-12, including a summary of results for students' attitudes toward college and career and awareness of the Dakota Promise Program.

Table of Contents

Executive Summary	2
Grades 3-5	5
Domain 1: Academic Support	5
Domain 2: School Equity.....	6
Domain 3: Family Involvement	7
Domain 4: School Leadership	8
Domain 5: School Maintenance	9
Domain 6: Safety and Behavior	10
Domain 7: Student Support	11
Grades 6-12	12
Domain 1: Academic Support	12
Domain 2: School Equity.....	13
Domain 3: Family Involvement	14
Domain 4: School Leadership	15
Domain 5: School Maintenance	16
Domain 6: Safety and Behavior	17
Domain 7: Student Support	18
Dakota Promise	19

Executive Summary

The survey measured school quality in seven domains:

- ❖ Academic Support - the ways in which the school supports students' academic achievement and growth
- ❖ School Equity - the ways in which the school promotes equity among students and staff
- ❖ Family Involvement - the ways in which the school involves families in students' school life and education
- ❖ School Leadership - the ways in which school leadership supports student success
- ❖ School Maintenance - general upkeep and overall appearance of the school
- ❖ Safety and Behavior - the ways in which the school promotes safety and discipline
- ❖ Student Support - the ways in which the school supports the "whole child" (i.e., students' mental, social, and emotional health)

Survey items were scored on a four-point Likert scale, ranging from 1 (Strongly Disagree) to 4 (Strongly Agree). Percentage of "Agree/Strongly Agree" responses were calculated for each domain to produce a star rating. Each domain was rated in this way to produce the summary tables below.

SCORING GUIDE FOR SURVEY RATINGS

%Score	Star Rating	Interpretation
81-100%	☆☆☆☆☆	Perceived Area of Strength
61-80%	☆☆☆☆	Positively Perceived Area
41-60%	☆☆☆	Moderate Perception
21-40%	☆☆	Potential Area of Concern
20% or less	☆	Perceived Area of Concern

D2 STUDENT SURVEY RATINGS (GRADES 3-5)

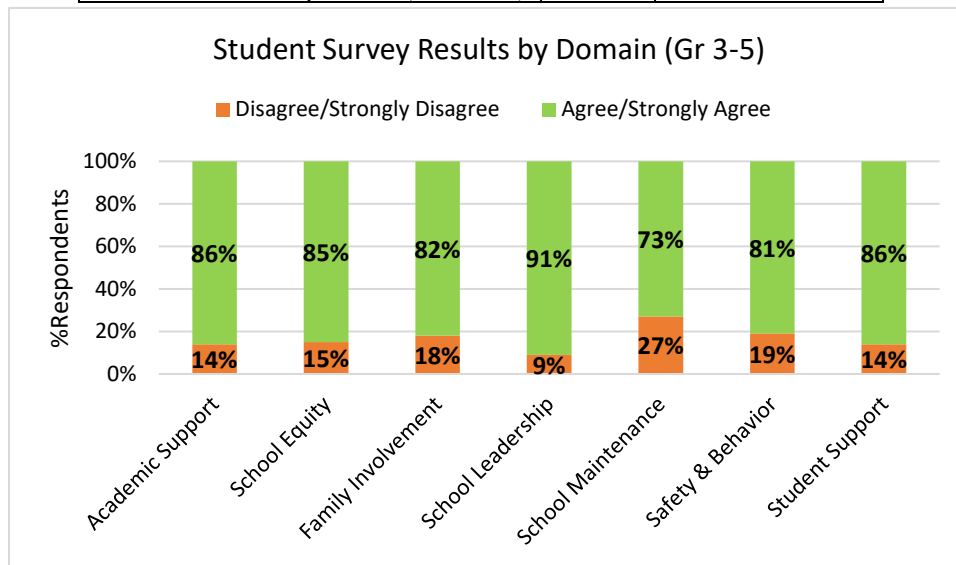
Domain	%Score	Star Rating
Academic Support	86%	☆☆☆☆☆
School Equity	85%	☆☆☆☆☆
Family Involvement	82%	☆☆☆☆☆
School Leadership	91%	☆☆☆☆☆
School Maintenance	73%	☆☆☆☆
Safety and Behavior	81%	☆☆☆☆☆
Student Support	86%	☆☆☆☆☆
Overall	84%	☆☆☆☆☆

D2 STUDENT SURVEY RATINGS (GRADES 6-12)

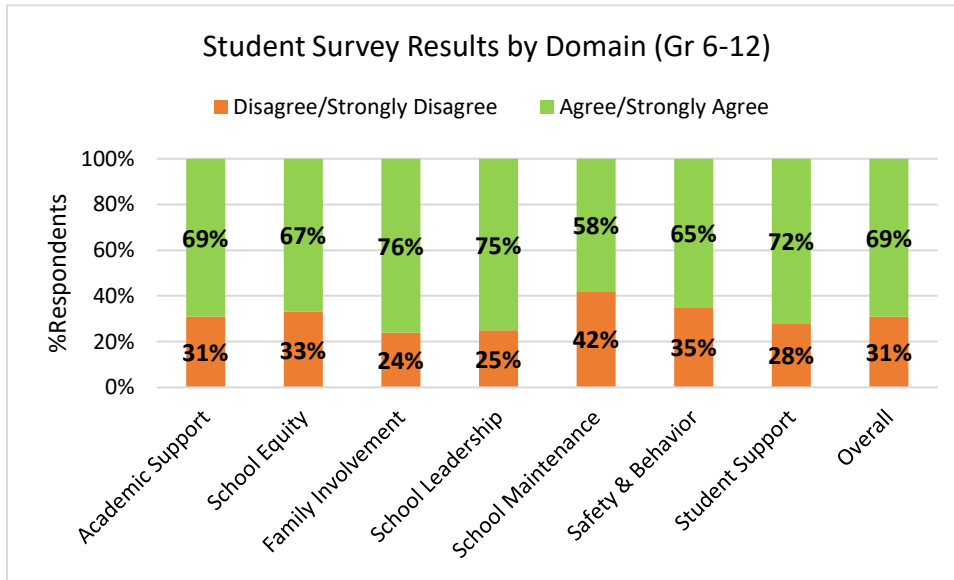
Domain	%Score	Star Rating
Academic Support	69%	☆☆☆☆
School Equity	67%	☆☆☆☆
Family Involvement	76%	☆☆☆☆
School Leadership	75%	☆☆☆☆
School Maintenance	58%	☆☆☆
Safety and Behavior	65%	☆☆☆☆
Student Support	72%	☆☆☆☆
Overall	69%	☆☆☆☆

D2 STUDENT SURVEY STATISTICS

Measure	Result	Response Rate
Total No. of Students (2021-22)	6064	NA
Total No. of Students (2022-23)	6024	NA
Total No. of Responses (2021-22)	4334	71%
Total No. of Responses (2022-23)	3872	64%



Overall Grade 3-5 Students Survey Results by Domain					
Question	Strongly Disagree	Disagree	Agree	Strongly Agree	Total #
Academic Support	204	984	3470	3537	8195
School Equity	149	598	1547	2623	4917
Family Involvement	370	791	1984	3411	6556
School Leadership	89	351	1807	2670	4917
School Maintenance	349	942	1904	1635	4830
Safety & Behavior	557	1600	4093	5165	11415
Student Support	323	1035	3787	4689	9834
Overall	2041	6301	18592	23730	50664



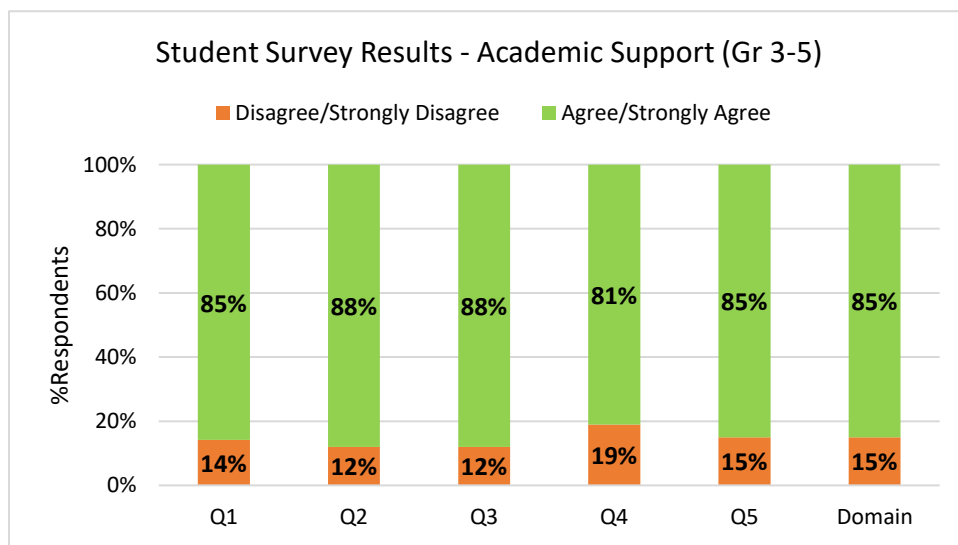
Overall Grade 6-12 Students Survey Results by Domain					
Question	Strongly Disagree	Disagree	Agree	Strongly Agree	Total #
Academic Support	745	2679	5471	2270	11165
School Equity	609	1600	2791	1699	6699
Family Involvement	791	1366	3163	3612	8932
School Leadership	442	1241	3372	1644	6699
School Maintenance	822	1953	2859	900	6534
Safety & Behavior	1696	3677	7272	2876	15521
Student Support	1824	3823	10360	4090	20097
Overall	6929	16339	35288	17091	75647

Grades 3-5

Domain 1: Academic Support

- the ways in which the school supports students' academic achievement and growth

Measure	Result
Domain Rating	☆☆☆☆
Highest Scoring Question(s)	Q2, Q3
Lowest Scoring Question(s)	Q4
All Questions in this Domain	Q1. My teachers tell me how I did on my schoolwork.
	Q2. My teachers help me do better on my schoolwork.
	Q3. My teachers tell me when I am doing a good job.
	Q4. My teachers notice if I have trouble learning something.
	Q5. My teachers make learning interesting.

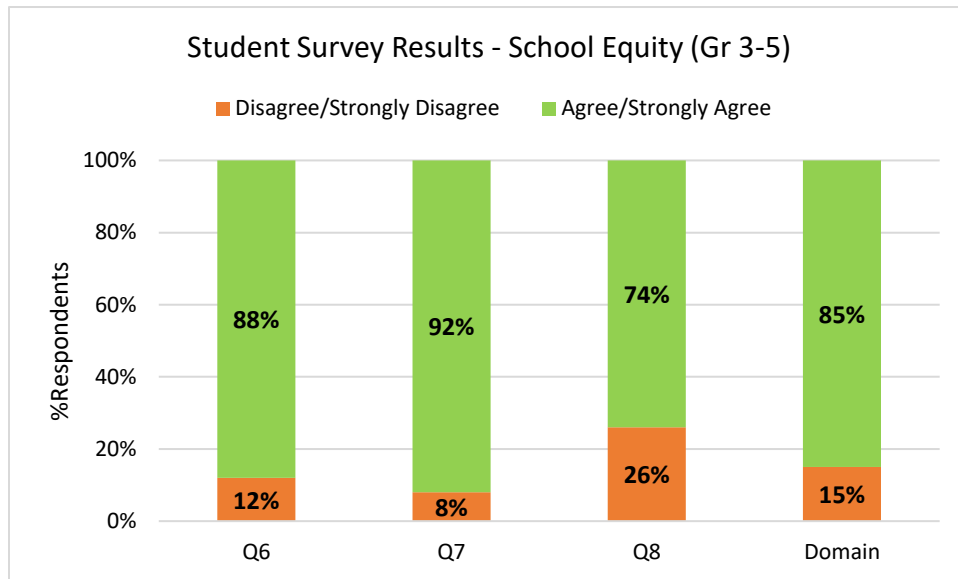


Academic Support					
Question	Strongly Disagree	Disagree	Agree	Strongly Agree	Total #
Q1	36	206	857	540	1639
Q2	30	161	636	812	1639
Q3	32	170	671	766	1639
Q4	51	256	691	641	1639
Q5	55	191	615	778	1639

Domain 2: School Equity

- the ways in which the school promotes equity among students and staff

Measure	Result
Domain Rating	☆☆☆☆☆
Highest Scoring Question(s)	Q7
Lowest Scoring Question(s)	Q8
All Questions in this Domain	Q6. My teachers treat all their students fairly.
	Q7. Everyone is accepted at my school.
	Q8. Everyone is respected at my school.

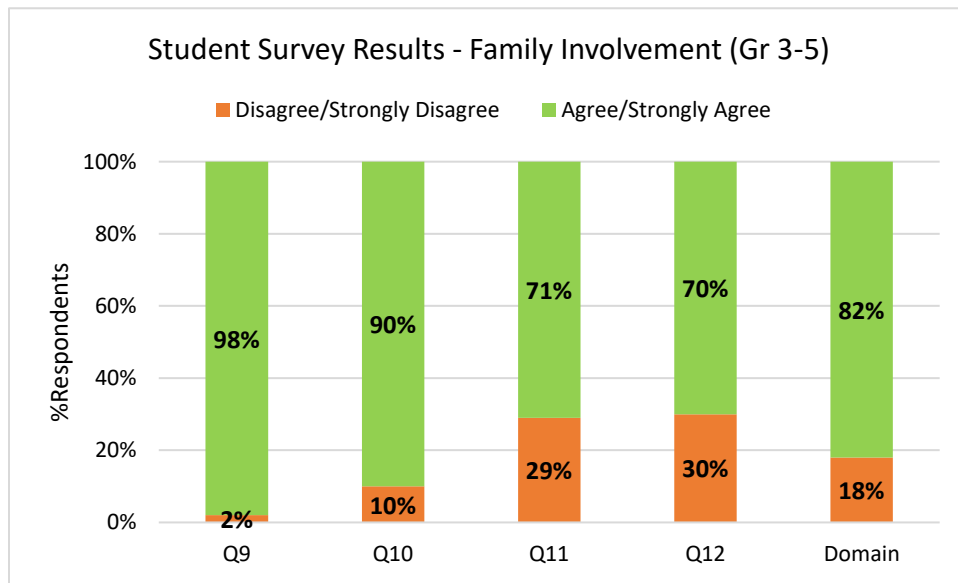


School Equity					
Question	Strongly Disagree	Disagree	Agree	Strongly Agree	Total #
Q6	41	157	544	897	1639
Q7	19	112	425	1083	1639
Q8	89	329	578	643	1639

Domain 3: Family Involvement

- the ways in which families support students' school life and education

Measure	Result
Domain Rating	☆☆☆☆☆
Highest Scoring Question(s)	Q9
Lowest Scoring Question(s)	Q12
All Questions in this Domain	Q9. My family wants me to do well in school.
	Q10. My family asks me how I am doing in school.
	Q11. My family helps me with my homework.
	Q12. My family goes to school activities.

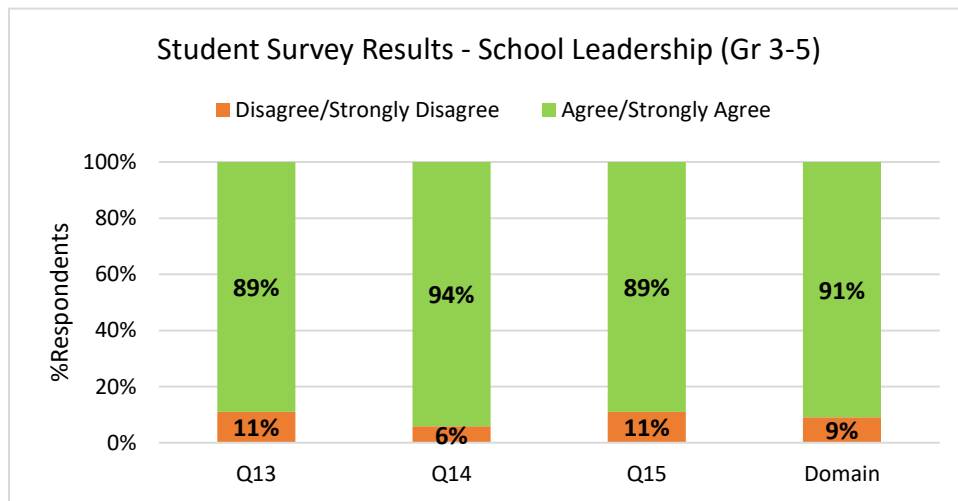


Family Involvement					
Question	Strongly Disagree	Disagree	Agree	Strongly Agree	Total #
Q9	4	21	183	1431	1639
Q10	39	129	555	916	1639
Q11	167	305	561	606	1639
Q12	160	336	685	458	1639

Domain 4: School Leadership

- the ways in which school leadership supports student success

Measure	Result
Domain Rating	☆☆☆☆
Highest Scoring Question(s)	Q14
Lowest Scoring Question(s)	Q13, Q15
All Questions in this Domain	Q13. My principals and assistant principals care how I feel about my school.
	Q14. My principals and assistant principals do a good job of leading our school.
	Q15. My principals and assistant principals visit the classrooms.



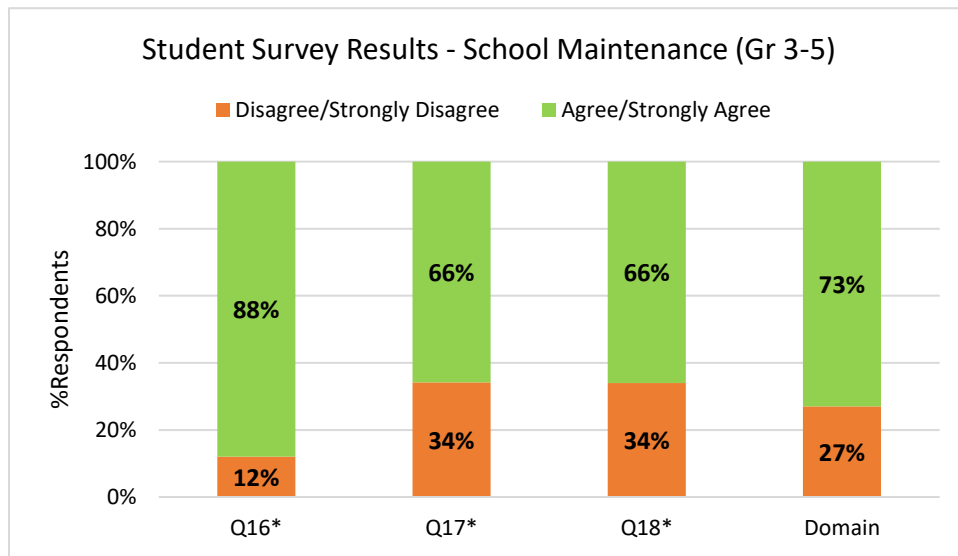
School Leadership					
Question	Strongly Disagree	Disagree	Agree	Strongly Agree	Total #
Q13	41	134	606	858	1639
Q14	18	73	458	1090	1639
Q15	30	144	743	722	1639

Domain 5: School Maintenance

- general upkeep and overall appearance of the school

Measure	Result
Domain Rating	☆☆☆☆
Highest Scoring Question(s)	Q16
Lowest Scoring Question(s)	Q17, Q18
All Questions in this Domain	Q16. I am proud of the way my school looks.*
	Q17. My school is kept at a comfortable temperature.*
	Q18. When things break at my school, they are fixed quickly.*

*Does not include AOA students



School Maintenance					
Question	Strongly Disagree	Disagree	Agree	Strongly Agree	Total #
Q16*	39	152	592	827	1610
Q17*	169	376	640	425	1610
Q18*	141	414	672	383	1610

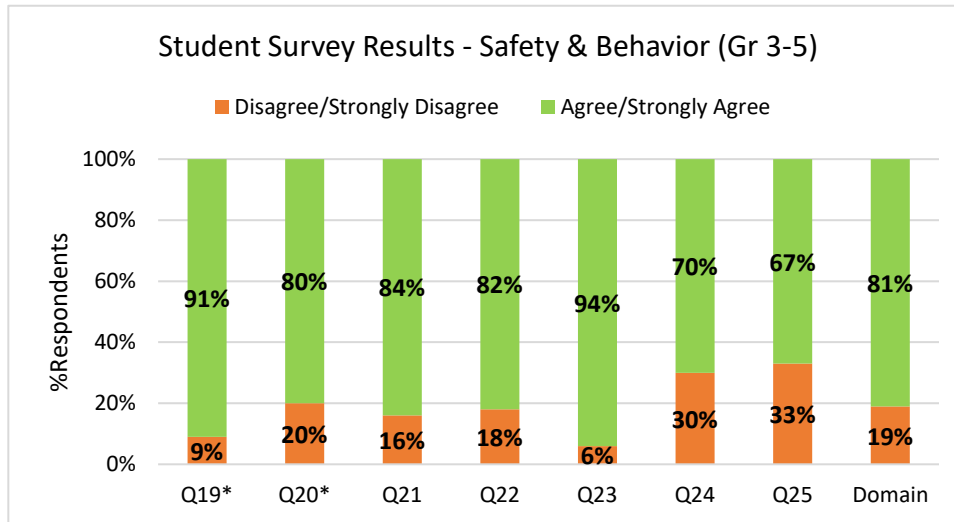
d

Domain 6: Safety and Behavior

- the ways in which the school promotes safety and discipline

Measure	Result
Domain Rating	☆☆☆☆☆
Highest Scoring Question(s)	Q23
Lowest Scoring Question(s)	Q25
All Questions in this Domain	Q19. I am safe in my classroom.*
	Q20. I am safe in the hallways and bathrooms of my school.*
	Q21. When adults at my school are told about bullying they do something about it.
	Q22. I feel safe telling an adult at school about being bullied.
	Q23. My school has clear rules and consequences for behavior.
	Q24. Most students at my school try to work out problems with other students by talking to them.
	Q25. Other students' actions in class respect the learning environment.

*Does not include AOA students

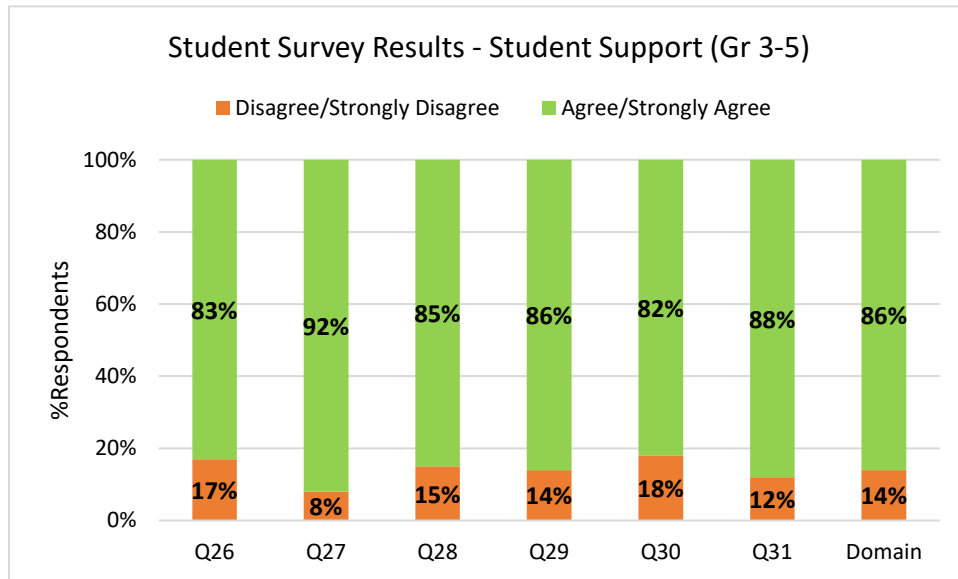


Safety & Behavior					
Question	Strongly Disagree	Disagree	Agree	Strongly Agree	Total #
Q19*	24	123	507	956	1610
Q20*	79	242	630	659	1610
Q21	57	201	566	815	1639
Q22	102	195	521	821	1639
Q23	17	86	512	1024	1639
Q24	144	349	663	483	1639
Q25	134	404	694	407	1639

Domain 7: Student Support

- the ways in which the school supports the “whole child” (i.e., students’ mental, social, and emotional health)

Measure	Result
Domain Rating	☆☆☆☆☆
Highest Scoring Question(s)	Q27
Lowest Scoring Question(s)	Q30
All Questions in this Domain	Q26. Adults at my school listen to me.
	Q27. Adults at my school care about me.
	Q28. I can talk to a trusted adult at school about any problem.
	Q29. I am able to communicate my wants and needs to others in a healthy way.
	Q30. I am able to use healthy strategies to manage strong emotions.
	Q31. I know how to make and keep friends.



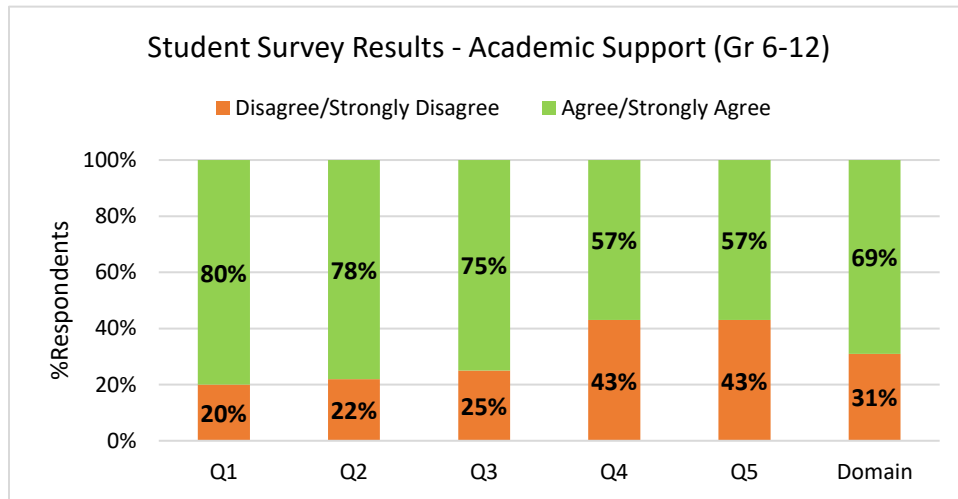
Student Support					
Question	Strongly Disagree	Disagree	Agree	Strongly Agree	Total #
Q26	50	221	711	657	1639
Q27	23	104	575	937	1639
Q28	62	182	571	824	1639
Q29	49	173	758	659	1639
Q30	75	223	670	671	1639
Q31	64	132	502	941	1639

Grades 6-12

Domain 1: Academic Support

- the ways in which the school supports students' academic achievement and growth

Measure	Result
Domain Rating	☆☆☆☆
Highest Scoring Question(s)	Q1
Lowest Scoring Question(s)	Q4, Q5
All Questions in this Domain	Q1. My teachers make sure I know how I did on my schoolwork.
	Q2. My teachers help me improve on my schoolwork.
	Q3. My teachers let me know when I am doing a good job.
	Q4. My teachers notice when I am struggling in class.
	Q5. My teachers make learning interesting.

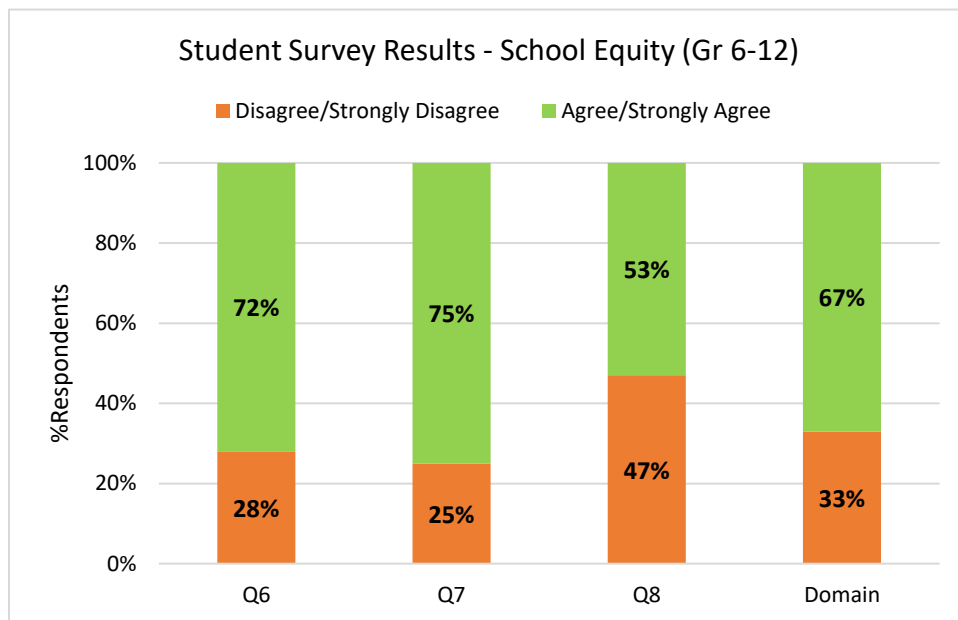


Academic Support					
Question	Strongly Disagree	Disagree	Agree	Strongly Agree	Total #
Q1	78	370	1243	542	2233
Q2	72	424	1203	534	2233
Q3	112	450	1151	520	2233
Q4	211	742	942	338	2233
Q5	272	693	932	336	2233

Domain 2: School Equity

- the ways in which the school promotes equity among students and staff

Measure	Result
Domain Rating	☆☆☆☆
Highest Scoring Question(s)	Q7
Lowest Scoring Question(s)	Q8
All Questions in this Domain	Q6. At my school, students are treated equitably regardless of race, culture, religion, sexual orientation, gender, or special needs.
	Q7. Everyone is accepted at my school.
	Q8. Everyone is respected at my school.

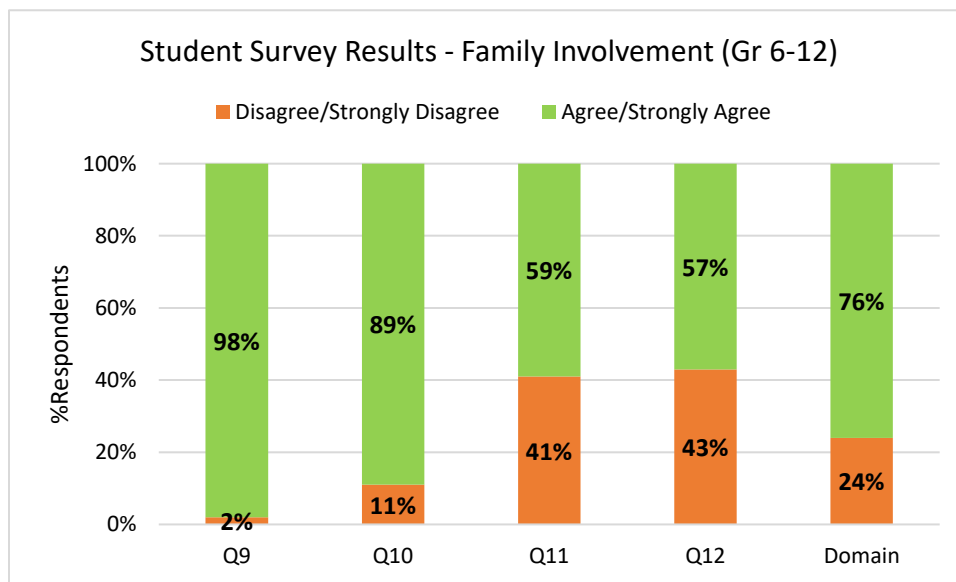


School Equity					
Question	Strongly Disagree	Disagree	Agree	Strongly Agree	Total #
Q6	183	435	994	621	2233
Q7	150	403	935	745	2233
Q8	276	762	862	333	2233

Domain 3: Family Involvement

- the ways in which families support students' school life and education

Measure	Result
Domain Rating	☆☆☆☆
Highest Scoring Question(s)	Q9
Lowest Scoring Question(s)	Q11
All Questions in this Domain	Q9. My family wants me to do well in school.
	Q10. My family asks me how I am doing in school.
	Q11. My family helps me with my homework.
	Q12. My family attends school activities.

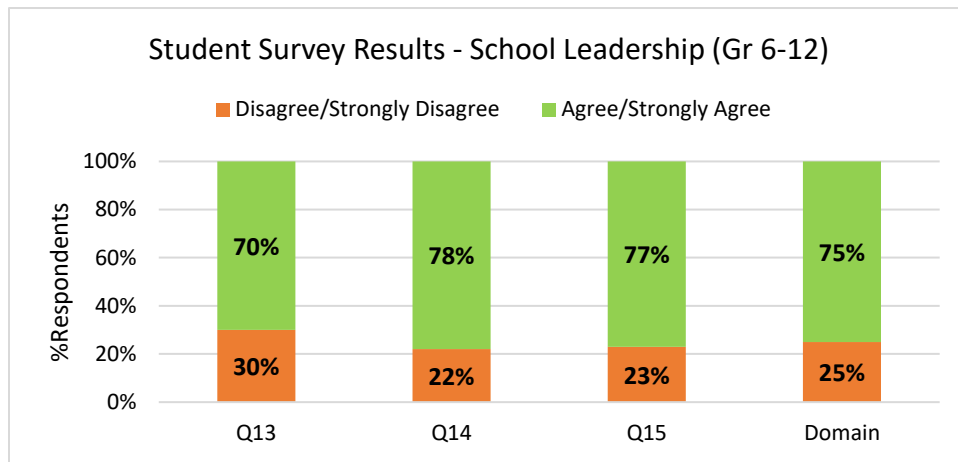


Family Involvement					
Question	Strongly Disagree	Disagree	Agree	Strongly Agree	Total #
Q9	9	26	420	1778	2233
Q10	59	191	897	1086	2233
Q11	366	545	882	440	2233
Q12	357	604	964	308	2233

Domain 4: School Leadership

- the ways in which school leadership supports student success

Measure	Result
Domain Rating	☆☆☆☆
Highest Scoring Question(s)	Q14
Lowest Scoring Question(s)	Q13
All Questions in this Domain	Q13. My principals care how I feel about my school.
	Q14. My principals do a good job of leading our school.
	Q15. My principals visit classrooms during the school day.



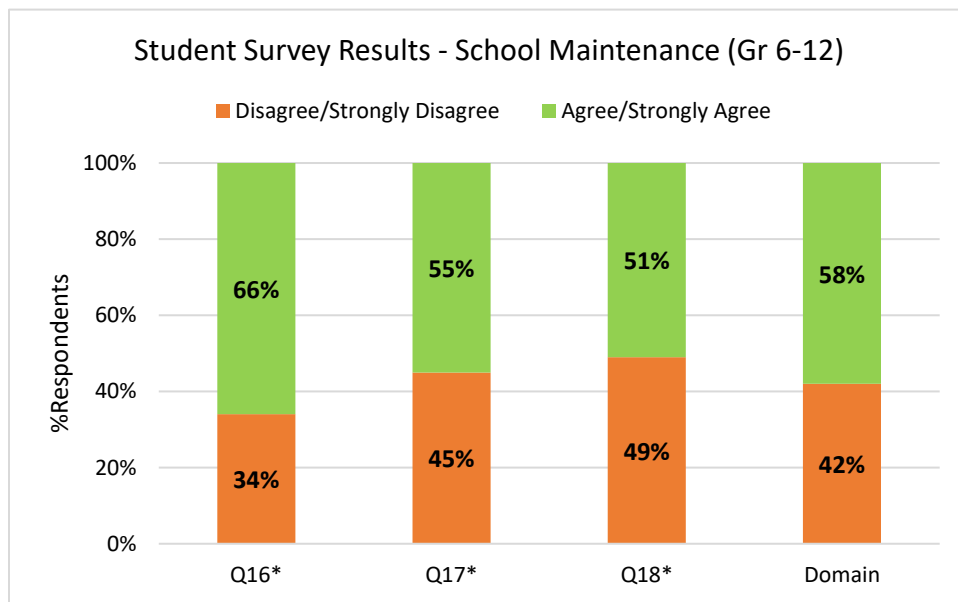
School Leadership					
Question	Strongly Disagree	Disagree	Agree	Strongly Agree	Total #
Q13	206	469	1052	506	2233
Q14	136	359	1126	612	2233
Q15	100	413	1194	526	2233

Domain 5: School Maintenance

- general upkeep and overall appearance of the school

Measure	Result
Domain Rating	☆☆☆
Highest Scoring Question(s)	Q16
Lowest Scoring Question(s)	Q18
All Questions in this Domain	Q16. I am proud of the way my school looks.*
	Q17. My school is kept at a comfortable temperature. *
	Q18. When things break at my school, they are repaired quickly. *

*Does not include AOA students



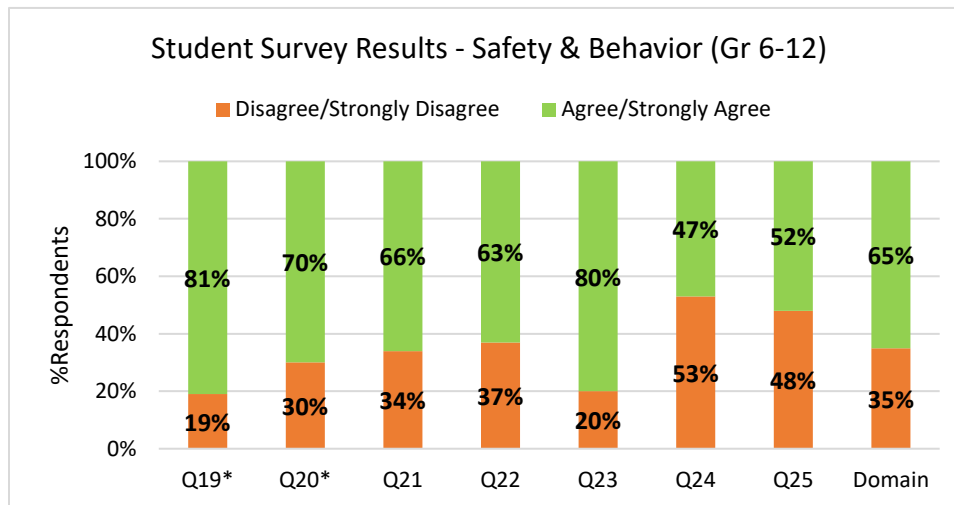
School Maintenance					
Question	Strongly Disagree	Disagree	Agree	Strongly Agree	Total #
Q16*	211	519	1018	430	2178
Q17*	306	669	930	273	2178
Q18*	305	765	911	197	2178

Domain 6: Safety and Behavior

- the ways in which the school promotes safety and discipline

Measure	Result
Domain Rating	☆☆☆☆
Highest Scoring Question(s)	Q19
Lowest Scoring Question(s)	Q24
All Questions in this Domain	Q19. I am safe in my classroom.*
	Q20. I am safe in the hallways, bathrooms, and locker rooms at my school.*
	Q21. When adults at my school are told about bullying they do something about it.
	Q22. I feel safe telling an adult at school about being bullied.
	Q23. My school has clear rules and consequences for behavior.
	Q24. Most students at my school are able to work out disagreements with other students.
	Q25. Other students' actions in class respect the learning environment.

*Does not include AOA students



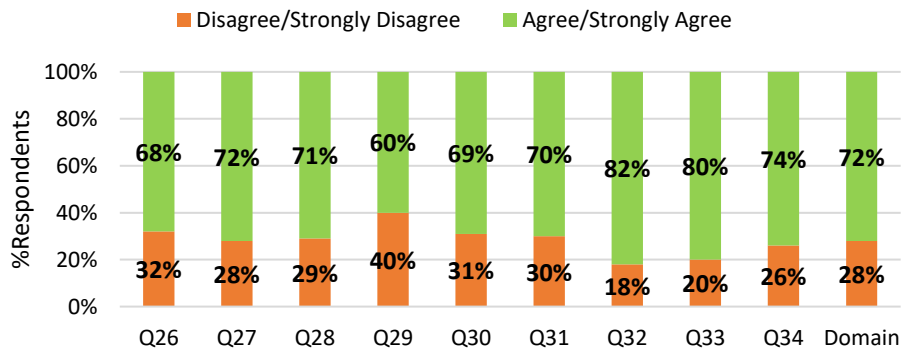
Safety & Behavior					
Question	Strongly Disagree	Disagree	Agree	Strongly Agree	Total #
Q19*	105	319	1193	561	2178
Q20*	172	483	1100	423	2178
Q21	209	544	1093	387	2233
Q22	322	505	974	432	2233
Q23	104	346	1120	663	2233
Q24	464	722	839	208	2233
Q25	320	758	953	202	2233

Domain 7: Student Support

- the ways in which the school supports the “whole child” (i.e., students’ mental, social, and emotional health)

Measure	Result
Domain Rating	☆☆☆☆
Highest Scoring Question(s)	Q32
Lowest Scoring Question(s)	Q29
All Questions in this Domain	Q26. Staff members at my school listen to me.
	Q27. Staff members at my school care about me.
	Q28. I have a teacher, counselor, or other trusted staff member at my school to whom I can talk about any problem.
	Q29. I know where to access mental health resources in my school.
	Q30. I am able to communicate my wants and needs to others in a healthy way.
	Q31. I am able to use healthy strategies to manage strong emotions.
	Q32. I demonstrate verbal and nonverbal skills to show I am listening and care for others.
	Q33. I recognize the influence of social media on mental health.
	Q34. I have the skills to cope with negative social experiences, online or at school

Student Survey Results - Student Support (Gr 6-12)



Student Support					
Question	Strongly Disagree	Disagree	Agree	Strongly Agree	Total #
Q26	176	534	1174	349	2233
Q27	170	452	1199	412	2233
Q28	261	378	939	655	2233
Q29	336	559	947	391	2233
Q30	225	468	1179	361	2233
Q31	224	443	1193	373	2233
Q32	107	287	1334	505	2233
Q33	139	318	1206	570	2233
Q34	186	384	1189	474	2233

Dakota Promise

Measure	Result
All Questions in this Domain	Q35. What grade are you in?
	Q36. Are you aware that D2 high school graduates will now be able to attend Pikes Peak State College at NO COST if they meet the criteria for the Dakota Promise Program by applying to PPSC, keeping a 2.25 GPA (cumulative or junior + senior year), and completing the FAFSA (Free Application for Federal Student Aid)? For more information about the Dakota Promise Program, go to https://www.ppsc.edu/foundation/dakota-promise .
	Q37. I have a clear plan after graduation.
	Q38. I have access to resources for College and Career Readiness.
	Q39. I have access to scholarship resources.

