



2022-23 D2 PARENT SCHOOL QUALITY SURVEYS

Parent Results Report

[Abstract](#)

Results of the 2022-23 D2 School Quality Survey - Parent Version

Table of Contents

Executive Summary	2
Domain 1: Academic Support	4
Domain 2: School Equity.....	5
Domain 3: Family Involvement	6
Domain 4: School Leadership	7
Domain 5: School Maintenance	8
Domain 6: Safety and Behavior	9
Domain 7: Student Support	10
Domain 8: District Core Beliefs.....	11
School and District Communication.....	12
Dakota Promise	14

Executive Summary

The survey measured school quality in eight domains:

- ❖ Academic Support - the ways in which the school supports students’ academic achievement and growth
- ❖ School Equity - the ways in which the school promotes equity among students and staff
- ❖ Family Involvement - the ways in which the school involves families in students’ school life and education
- ❖ School Leadership - the ways in which school leadership supports student success
- ❖ School Maintenance - general upkeep and overall appearance of the school
- ❖ Safety and Behavior - the ways in which the school promotes safety and discipline
- ❖ Student Support - the ways in which the school supports the “whole child” (i.e., students’ mental, social, and emotional health)
- ❖ District Core Beliefs - perception of the district’s adherence to its core beliefs

Survey items were scored on a four-point Likert scale, ranging from 1 (Strongly Disagree) to 4 (Strongly Agree). Percentage of “Agree/Strongly Agree” responses were calculated for each domain to produce a star rating. Each domain was rated in this way to produce the summary tables below.

SCORING GUIDE FOR SURVEY RATINGS

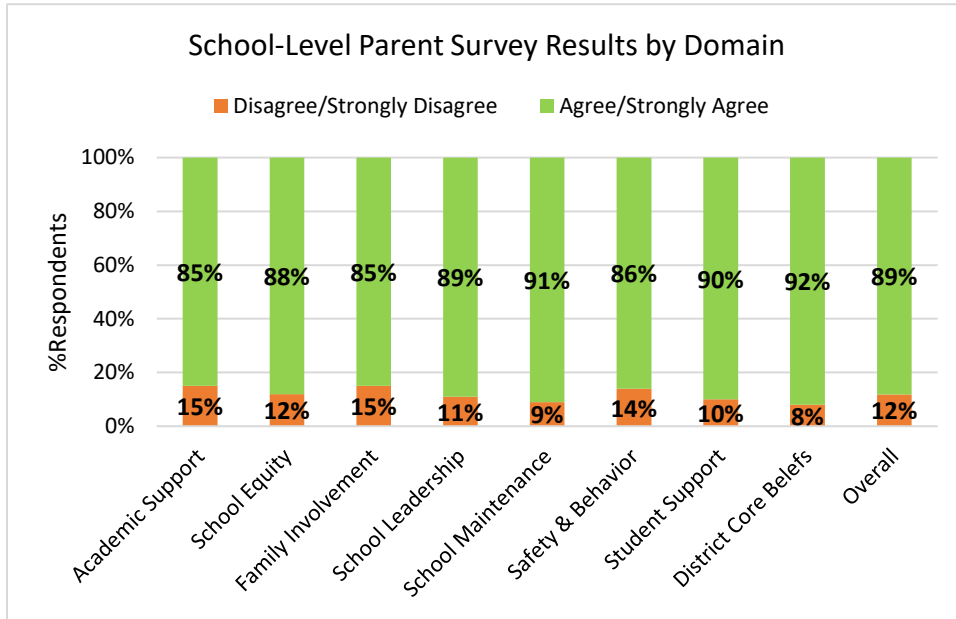
%Score	Star Rating	Interpretation
81-100%	☆☆☆☆☆	Perceived Area of Strength
61-80%	☆☆☆☆	Positively Perceived Area
41-60%	☆☆☆	Moderate Perception
21-40%	☆☆	Potential Area of Concern
20% or less	☆	Perceived Area of Concern

PARENT SURVEY RATINGS

Domain	%Score	Star Rating
Academic Support	85%	☆☆☆☆☆
School Equity	88%	☆☆☆☆☆
Family Involvement	85%	☆☆☆☆☆
School Leadership	89%	☆☆☆☆☆
School Maintenance	91%	☆☆☆☆☆
Safety & Behavior	86%	☆☆☆☆☆
Student Support	90%	☆☆☆☆☆
District Core Beliefs	92%	☆☆☆☆☆
Overall School Quality	89%	☆☆☆☆☆

PARENT SURVEY STATISTICS

Measure	Result	Response Rate
Total No. of Parents/Guardians (2021-22)	8353	NA
Total No. of Parents/Guardians (2022-23)	8133	NA
Total No. of Responses (2021-22)	1225	15%
Total No. of Responses (2022-23)	1077	13%

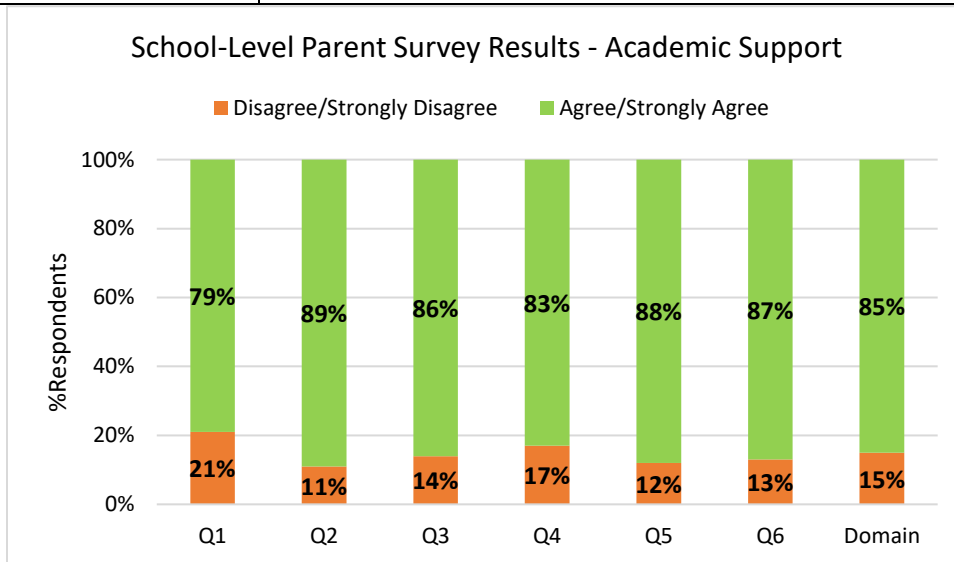


Question	Strongly Disagree	Disagree	Agree	Strongly Agree	Total #
Academic Support	235	705	2998	2524	6462
School Equity	225	519	2816	2902	6462
Family Involvement	277	680	2839	2666	6462
School Leadership	130	214	1499	1388	3231
School Maintenance	80	212	1698	1127	3117
Safety & Behavior	223	386	2205	1494	4308
Student Support	96	215	1552	1368	3231
District Core Beliefs	81	166	1583	1401	3231
Overall	1347	3097	17190	14870	36504

Domain 1: Academic Support

➤ the ways in which the school supports students' academic achievement and growth

Measure	Result
Domain Rating	☆☆☆☆
Highest Scoring Question(s)	Q2
Lowest Scoring Question(s)	Q1
All Questions in this Domain	Q1. Teachers regularly inform me about how my child is doing academically.
	Q2. Teachers' feedback on schoolwork helps my child learn.
	Q3. Teachers are aware of my child's strengths and weaknesses.
	Q4. My child feels challenged by his/her schoolwork.
	Q5. School staff set high expectations for my child.
	Q6. My child is interested in what he/she is learning in school.

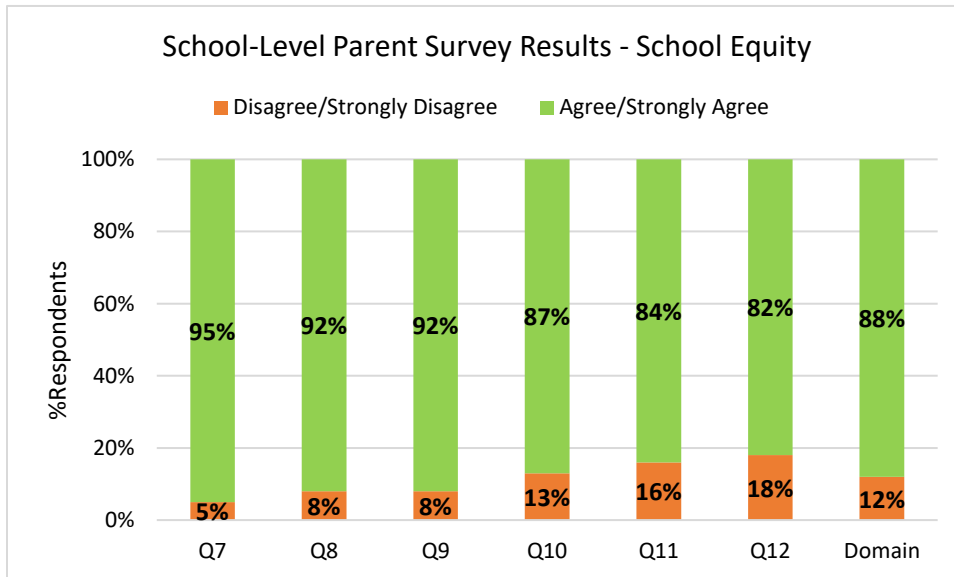


Academic Support					
Question	Strongly Disagree	Disagree	Agree	Strongly Agree	Total #
Q1	76	150	415	436	1077
Q2	32	83	465	497	1077
Q3	39	110	482	446	1077
Q4	26	155	587	309	1077
Q5	25	106	555	391	1077
Q6	37	101	494	445	1077

Domain 2: School Equity

- the ways in which the school promotes equity among students and staff

Measure	Result
Domain Rating	☆☆☆☆☆
Highest Scoring Question(s)	Q7
Lowest Scoring Question(s)	Q12
All Questions in this Domain	Q7. My child's school embraces diversity.
	Q8. My child is treated equitably regardless of his/her race, culture, religion, sexual orientation, gender, or special needs.
	Q9. Everyone is accepted at my child's school.
	Q10. Everyone is respected at my child's school.
	Q11. Discipline is enforced equitably at my child's school.
	Q12. If I had a concern about harassment or discrimination at my child's school, I know where and how to report that concern.

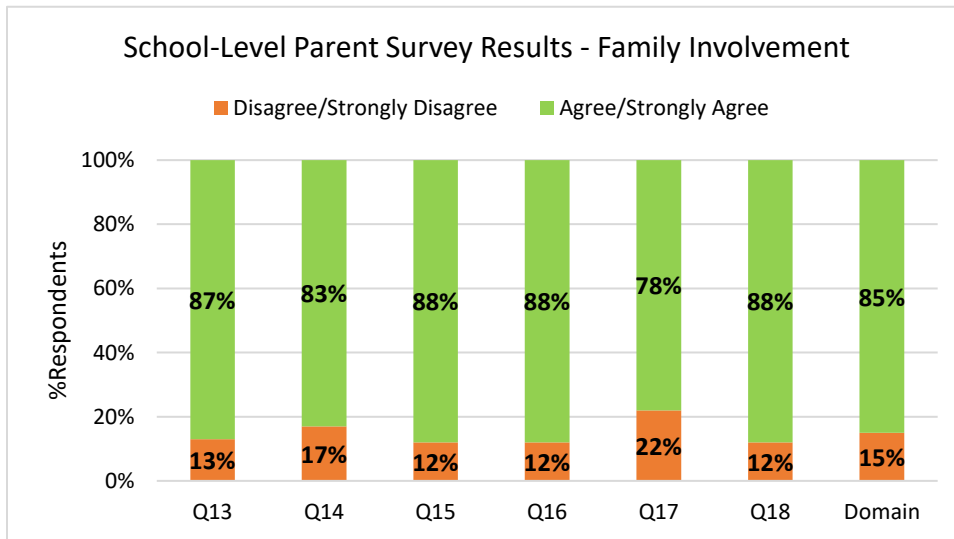


School Equity					
Question	Strongly Disagree	Disagree	Agree	Strongly Agree	Total #
Q7	17	40	508	512	1077
Q8	31	56	456	534	1077
Q9	27	60	455	535	1077
Q10	39	105	467	466	1077
Q11	55	117	512	393	1077
Q12	56	141	418	462	1077

Domain 3: Family Involvement

➤ the ways in which the school involves families in students’ school life and education

Measure	Result
Domain Rating	☆☆☆☆☆
Highest Scoring Question(s)	Q15, Q16, Q18
Lowest Scoring Question(s)	Q17
All Questions in this Domain	Q13. Teachers provide useful information about what is expected of my child at school.
	Q14. I receive adequate communication from my child’s school.
	Q15. I feel comfortable calling my child’s school to discuss an issue or concern.
	Q16. Staff members are welcoming and open about school issues and decisions that impact my family.
	Q17. I have been informed when my child does something good at school.
	Q18. I have opportunities to participate in my child’s school.

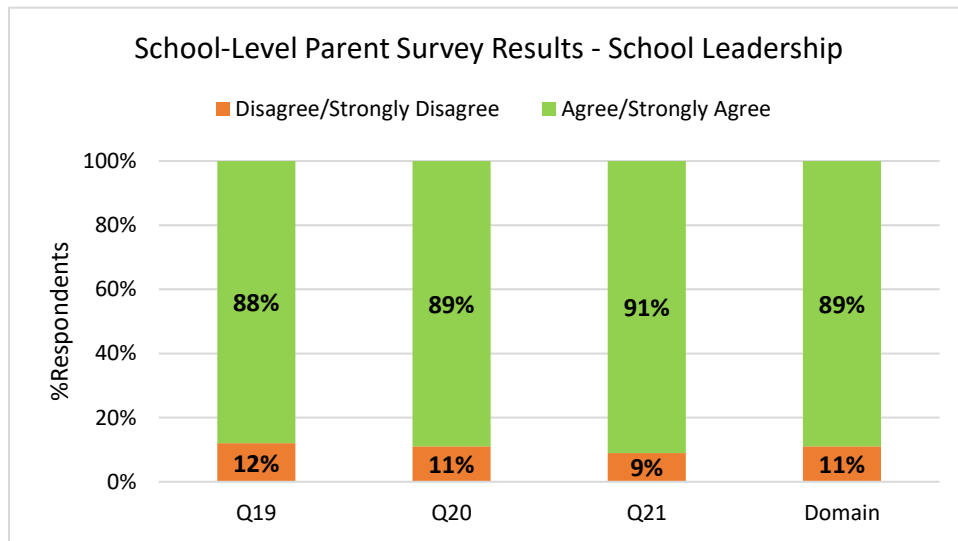


Family Involvement					
Question	Strongly Disagree	Disagree	Agree	Strongly Agree	Total #
Q13	37	104	489	447	1077
Q14	52	130	455	440	1077
Q15	42	85	455	495	1077
Q16	44	90	478	465	1077
Q17	76	164	398	439	1077
Q18	26	107	564	380	1077

Domain 4: School Leadership

- the ways in which school leadership supports student success

Measure	Result
Domain Rating	☆☆☆☆☆
Highest Scoring Question(s)	Q21
Lowest Scoring Question(s)	Q19
All Questions in this Domain	Q19. School leaders are approachable.
	Q20. School leaders manage this school in ways that promote student safety and learning.
	Q21. School leaders actively work to make this school a great place for students to learn.



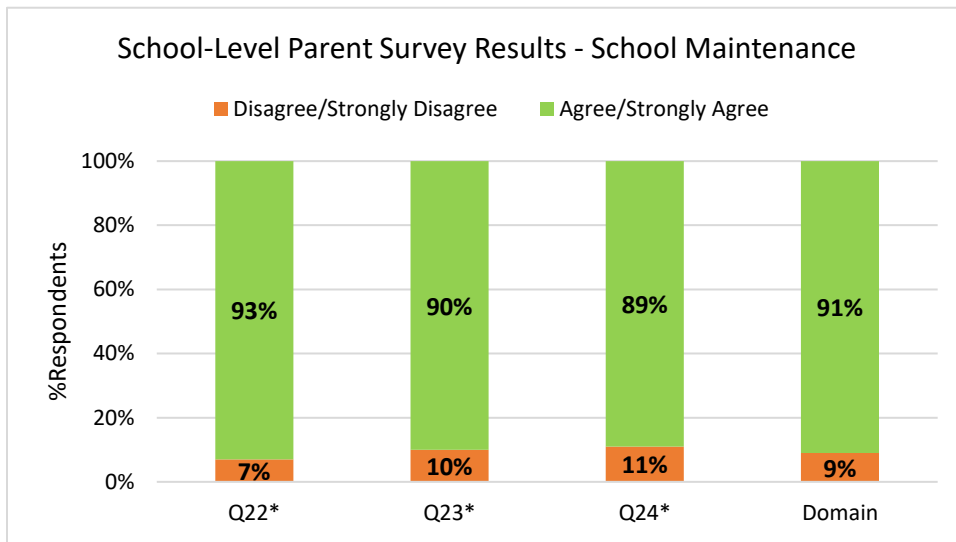
School Leadership					
Question	Strongly Disagree	Disagree	Agree	Strongly Agree	Total #
Q19	39	87	491	460	1077
Q20	51	70	493	463	1077
Q21	40	57	515	465	1077

Domain 5: School Maintenance

- general upkeep and overall appearance of the school

Measure	Result
Domain Rating	☆☆☆☆☆
Highest Scoring Question(s)	Q22
Lowest Scoring Question(s)	Q24
All Questions in this Domain	Q22. I am proud of the way my child's school looks.
	Q23. My child's school is kept at a comfortable temperature.
	Q24. When something is broken at my child's school, it is repaired quickly.

*Questions in this domain does NOT include AOA parents

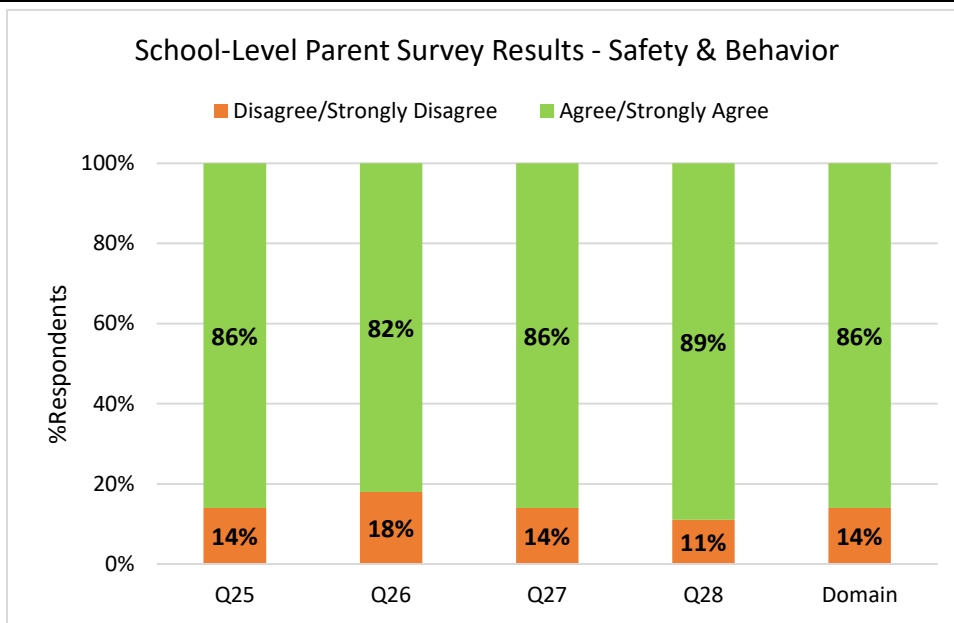


School Maintenance					
Question	Strongly Disagree	Disagree	Agree	Strongly Agree	Total #
Q22*	26	45	492	476	1039
Q23*	26	79	571	363	1039
Q24*	28	88	635	288	1039

Domain 6: Safety and Behavior

- the ways in which the school promotes safety and discipline

Measure	Result
Domain Rating	☆☆☆☆☆
Highest Scoring Question(s)	Q28
Lowest Scoring Question(s)	Q26
All Questions in this Domain	Q25. When staff are notified about possible bullying at my child's school they respond.
	Q26. My child feels safe telling an adult at school about being bullied.
	Q27. The rules for student conduct are consistently enforced at my child's school.
	Q28. This school implements policies that keep my child safe.

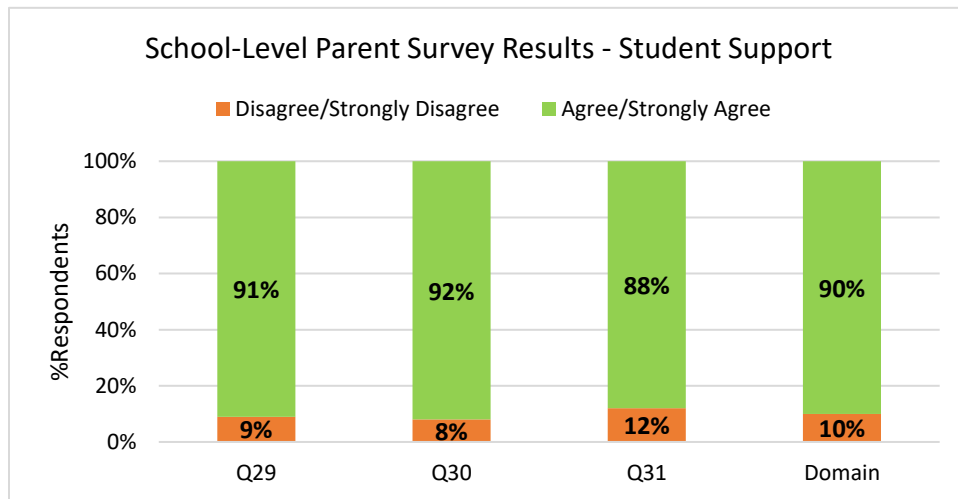


Safety & Behavior					
Question	Strongly Disagree	Disagree	Agree	Strongly Agree	Total #
Q25	54	101	591	331	1077
Q26	67	123	529	358	1077
Q27	52	95	552	378	1077
Q28	50	67	533	427	1077

Domain 7: Student Support

- the ways in which the school supports the “whole child” (i.e., students’ special learning needs and physical, mental, social, and emotional health)

Measure	Result
Domain Rating	☆☆☆☆☆
Highest Scoring Question(s)	Q30
Lowest Scoring Question(s)	Q31
All Questions in this Domain	Q29. This school provides a caring environment for my child.
	Q30. There is a teacher, counselor, or other staff member at school to whom my child can go for help with a problem.
	Q31. This school provides support for my child’s social or emotional needs.

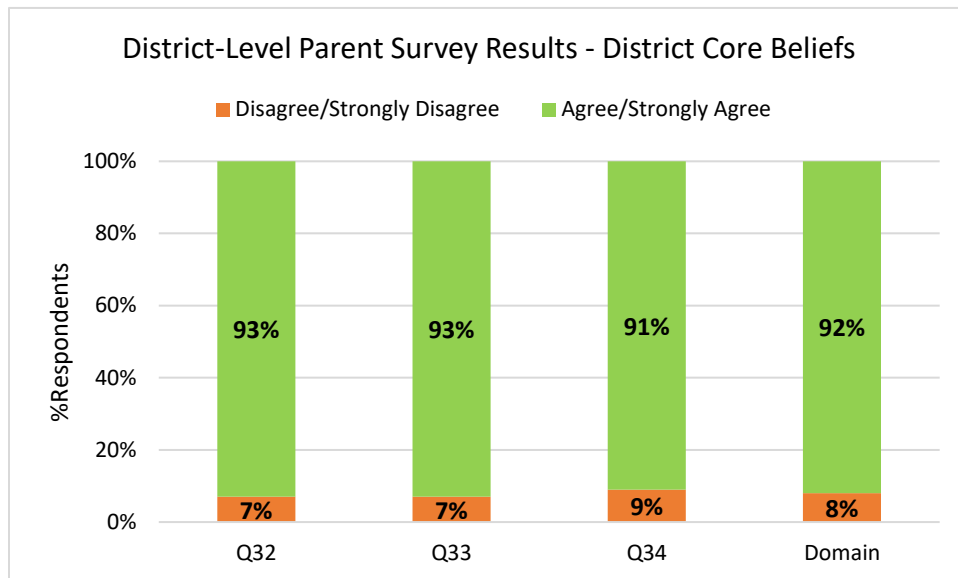


Student Support					
Question	Strongly Disagree	Disagree	Agree	Strongly Agree	Total #
Q29	30	71	504	472	1077
Q30	23	59	524	471	1077
Q31	43	85	524	425	1077

Domain 8: District Core Beliefs

- perception of the district’s adherence to its core beliefs

Measure	Result
Domain Rating	☆☆☆☆☆
Highest Scoring Question(s)	Q32, Q33
Lowest Scoring Question(s)	Q34
All Questions in this Domain	Q32. The district believes all students are capable of excellence.
	Q33. The district’s purpose is to maximize success for all students.
	Q34. The well-being of students, staff, families, and community is a focus of the district.

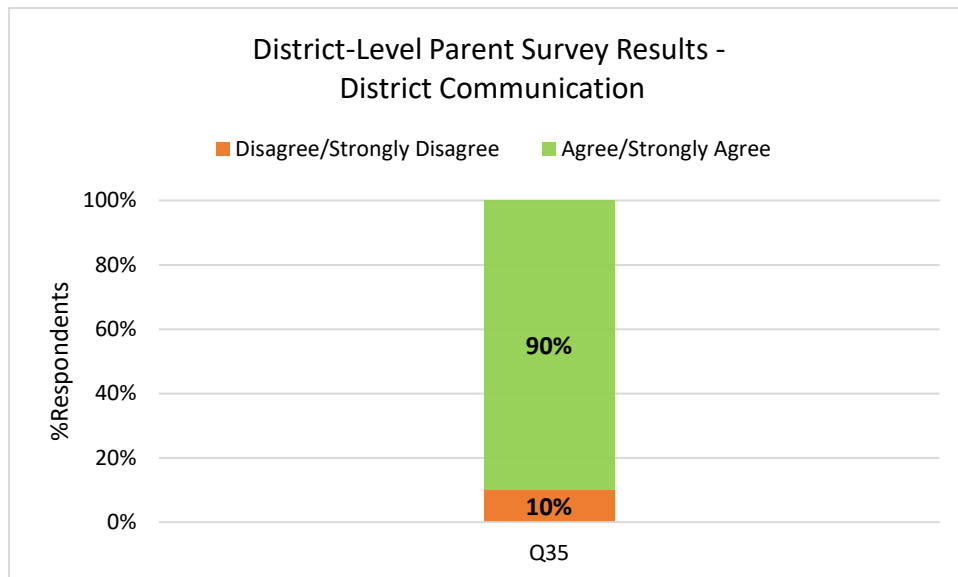


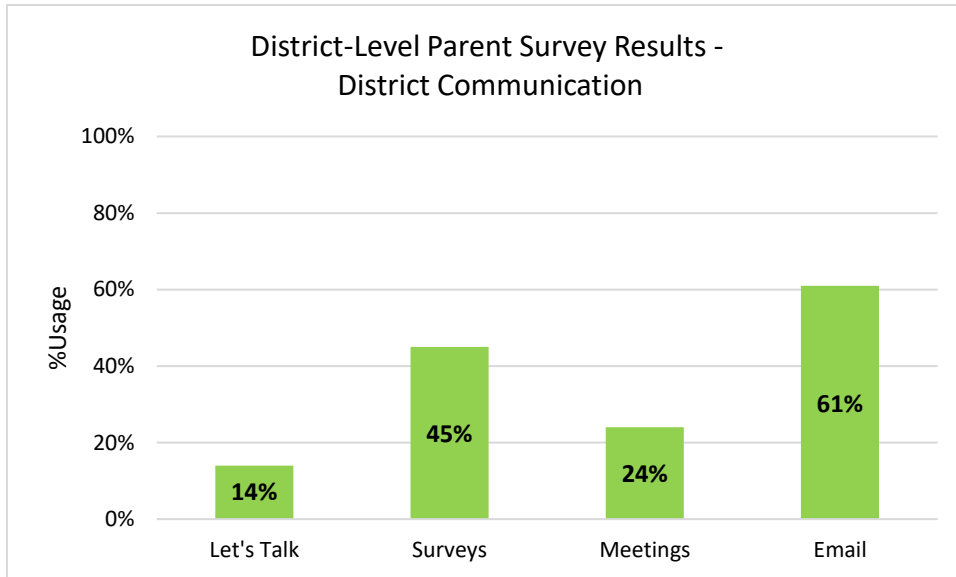
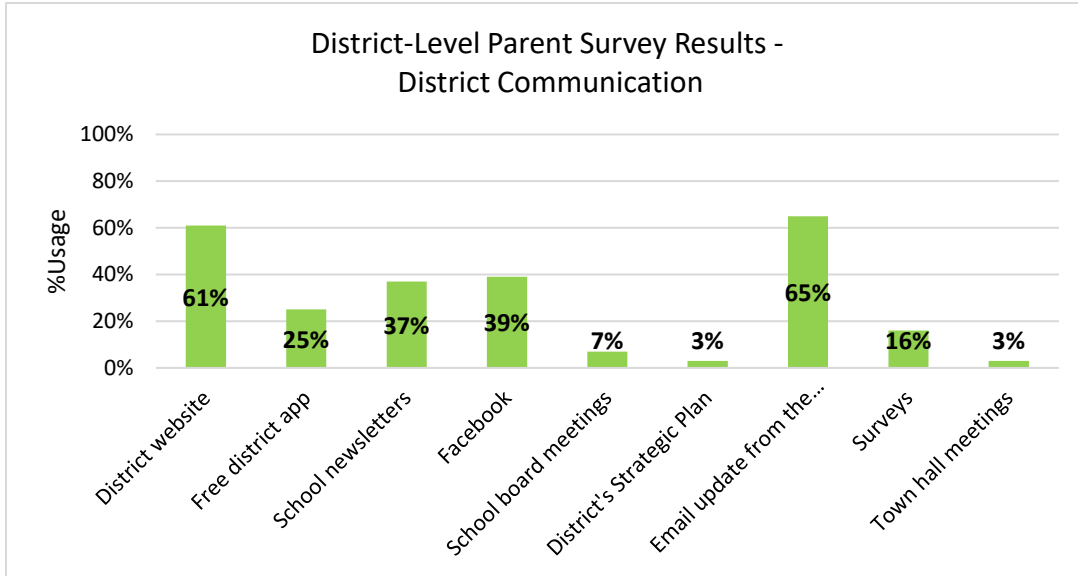
District Core Beliefs					
Question	Strongly Disagree	Disagree	Agree	Strongly Agree	Total #
Q32	22	49	522	484	1077
Q33	28	52	524	473	1077
Q34	31	65	537	444	1077

School and District Communication

- perceptions of the district’s openness to share information and use of various avenues for communication from and with the district

Question	
All Questions in this Domain	Q35. I have opportunities to be adequately informed about the initiatives and accomplishments of the district.
	Q36. I use the following to stay adequately informed about the status and direction of the school and district (select all that apply): <ul style="list-style-type: none"> • District website • Free district app • School newsletters • Facebook • School board meetings • District’s Strategic Plan • Email update from the district • Surveys • Town hall meetings
	Q37. I use the following to submit feedback to the school and district (select all that apply): <ul style="list-style-type: none"> • Let’s Talk • Surveys • Meetings • Email





Dakota Promise

Q38. Are you aware that D2 high school graduates will now be able to attend Pikes Peak State College at NO COST if they meet the criteria for the Dakota Promise Program by applying to PPSC, keeping a 2.25 GPA (cumulative or junior + senior year), and completing the FAFSA (Free Application for Federal Student Aid)?

For more information about the Dakota Promise Program, go to <https://www.ppsc.edu/foundation/dakota-promise>.

