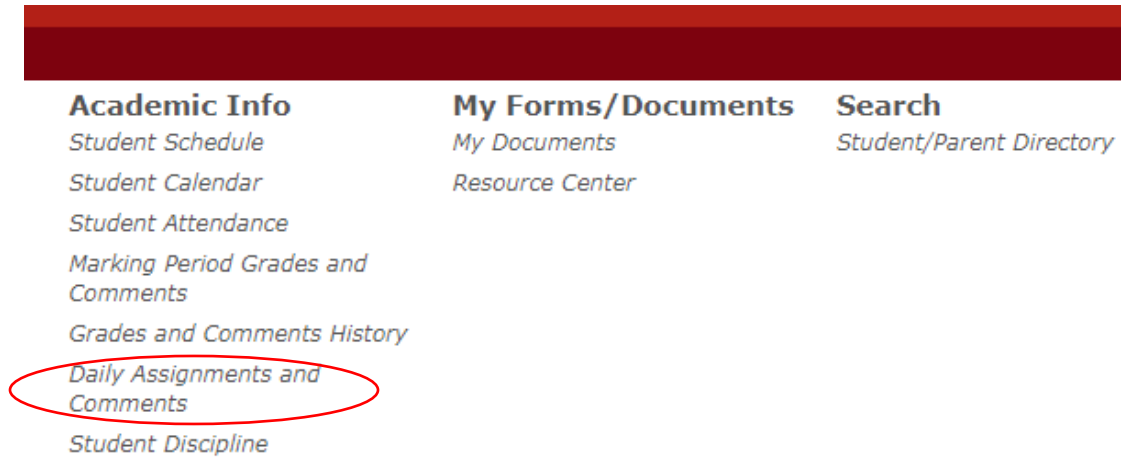
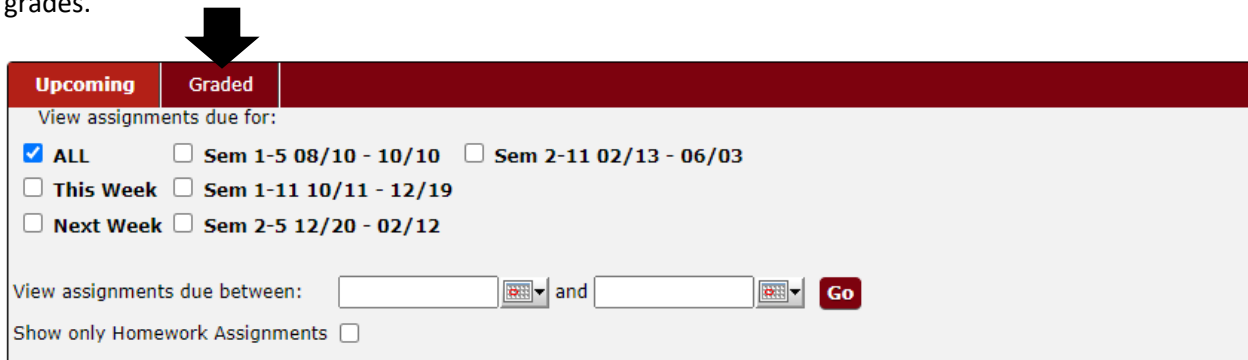


To access your daughter's grades on **My Backpack**, click on **"Daily Assignments and Comments"**



The screenshot shows a navigation menu with three main sections: **Academic Info**, **My Forms/Documents**, and **Search**. Under **Academic Info**, the following items are listed: *Student Schedule*, *Student Calendar*, *Student Attendance*, *Marking Period Grades and Comments*, *Grades and Comments History*, *Daily Assignments and Comments* (circled in red), and *Student Discipline*. Under **My Forms/Documents**, the items are *My Documents* and *Resource Center*. Under **Search**, the item is *Student/Parent Directory*.

Click on the **"Graded"** tab. Then, choose the marking period for which you wish to view your daughter's grades.



The screenshot shows the 'Graded' tab selected, indicated by a black arrow pointing to the 'Graded' tab. The interface includes a 'View assignments due for:' section with the following options: **ALL**, **Sem 1-5 08/10 - 10/10**, **Sem 2-11 02/13 - 06/03**, **This Week**, **Sem 1-11 10/11 - 12/19**, **Next Week**, and **Sem 2-5 12/20 - 02/12**. Below this is a 'View assignments due between:' section with two date pickers and a 'Go' button. At the bottom, there is a checkbox for 'Show only Homework Assignments' which is currently unchecked.

To access your daughter's Progress Report and Semester Grades, click on **"Marking Period Grades and Comments"**:




The screenshot shows a navigation menu with three main sections: **Academic Info**, **My Forms/Documents**, and **Search**. Under **Academic Info**, the following items are listed: *Student Schedule*, *Student Calendar*, *Student Attendance*, *Marking Period Grades and Comments* (circled in red), *Grades and Comments History*, *Daily Assignments and Comments*, and *Student Discipline*. Under **My Forms/Documents**, the items are *My Documents* and *Resource Center*. Under **Search**, the item is *Student/Parent Directory*.

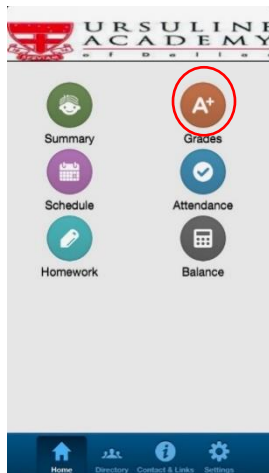
Alternatively, you may manually choose the calendar dates based on the grading periods:

- October 13 (Sem 1-5: Progress Reports)
- November 13 (Sem 1-11: Progress Reports)
- January 12 (Sem 1: Semester One)
- February 14 (Sem 2-5: Progress Reports)
- April 19 (Sem 2-11: Progress Reports)
- June 5 (Sem 2: Semester Two)

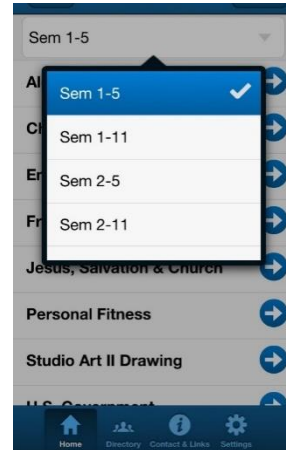
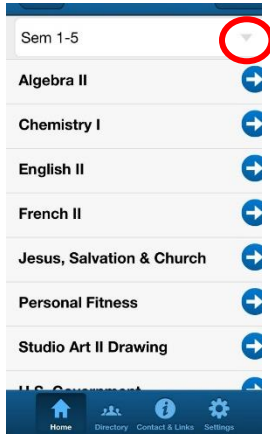
Upcoming	Graded
View assignments due for:	
<input checked="" type="checkbox"/> ALL	<input type="checkbox"/> Sem 1-5 08/10 - 10/10 <input type="checkbox"/> Sem 2-11 02/13 - 06/03
<input type="checkbox"/> This Week	<input type="checkbox"/> Sem 1-11 10/11 - 12/19
<input type="checkbox"/> Next Week	<input type="checkbox"/> Sem 2-5 12/20 - 02/12
View assignments due between: <input type="text"/> and <input type="text"/> Go	
Show only Homework Assignments <input type="checkbox"/>	

GPA's are configured at the end of each semester. You may view your daughter's GPA under "**Marking Period Grades and Comments.**"

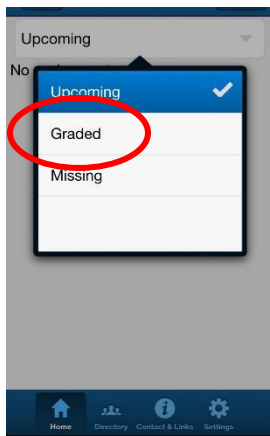
To access your daughter's grades on the **My Backpack Mobile App** : download the My Backpack App for your phone. Use our school code 441-285 and your My Backpack login information. To view your daughter's grades, choose Grades.



Choose the arrow to pick the grading period.



Choose Graded to see your daughter's grades. Upcoming is used by teachers for future assignments only.



For login and password questions, please contact Backpack Support (backpack@ursulinedallas.org).

For information about your daughter's grades, please reach out directly to the teacher.