



Attendance Report

2022 - 2023

Dr. Keri Johnson
Superintendent

Mr. David Patrick
Deputy Superintendent

Mr. Ty Blocker
Director of Student Services

Mr. Steven Sims, II
Coordinator of Student Services

Ms. Suzette Wyatt
Coordinator of Prevention and Support Services

Mrs. Angela Kelly
Coordinator of Mental Health Services

Mrs. Faith Largin
Homebound Teacher

Mrs. Cynthia Scott
Homebound Teacher

Mrs. Brandi Hinton
Secretary of Student Services

TABLE OF CONTENTS

Ten Year Comparative Data Profile	1
Average Daily Attendance (ADA) Summary	2
Average Daily Membership (ADM) Summary	3
Graduate Profile	4
Dropout Profile	5
Retention Report: Elementary Schools	6
Retention Report: Middle/Intermediate Schools & High Schools	7
Student Services' Department Report	8-17
Chronic Absences Numbers	18
Student Incident Reports (SIR)	19-53



Ten Year Comparative Data Profile

	2013-2014	2014-2015	2015-2016	2016-2017	2017-2018	2018-2019	2019-2020	2020-2021	2021-2022	2022-2023
Funding ADM	17,847	18,009	17,999	18,215	18,321	18,260	18,496	18,496	18,275	18,422
Expulsions	24	15	5	11	7	5	2	0	6	5
Suspensions (Days Suspended)	4,378	3,858	4,060	3,291	3,489	3,096	2,857	2,050	3,249	10,072
Dropouts	84	107	103	63	67	66	61	60	57	32
Graduates	1,041	1,092	1,119	1,126	1,181	1,165	1,128	1,163	1,074	*1,178

*Number includes certificates which are not an exit document



2022 – 2023 Average Daily Attendance (ADA) Summary
 (Information Taken from Year-To-Date 9th Month Report in PowerSchool)

Big Sandy Elementary	93.61%	Huntington Place Elementary	95.26%
Brookwood Elementary	91.75%	Lake View Elementary	93.45%
Brookwood High	91.93%	Lloyd Wood Education Center	93.27%
Brookwood Middle	91.66%	Matthews Elementary	91.64%
Buhl Elementary	94.71%	Maxwell Elementary	93.52%
Collins-Riverside Intermediate	91.52%	Myrtlewood Elementary	92.26%
Cottondale Elementary	93.15%	Northport Elementary	94.75%
Crestmont Elementary	93.75%	Northport Intermediate	95.24%
Davis-Emerson Middle	93.12%	Northside High	91.82%
Duncanville Middle	93.65%	Northside Middle	94.55%
Echols Middle	91.64%	Sipsey Valley High	91.47%
Englewood Elementary	94.13%	Sipsey Valley Middle	93.15%
Faucett-Vestavia Elementary	94.28%	Taylorville Primary	92.73%
Flatwoods Elementary	93.20%	Tuscaloosa County High	92.68%
Hillcrest High	93.00%	Vance Elementary	92.87%
Hillcrest Middle	93.94%	Walker Elementary	94.34%
Holt Elementary	92.17%	Westwood Elementary	94.65%
Holt High	93.21%	SYSTEM ADA =	93.28%



2022 – 2023 Average Daily Membership (ADM) Summary

(Information Taken from Year-to-Date 9th Month Report in AIMS Portal)

Big Sandy Elementary	452	Lake View Elementary	715
Brookwood Elementary	547	Lloyd Wood Education Center	47
Brookwood High	1,021	Matthews Elementary	373
Brookwood Middle	785	Maxwell Elementary	488
Buhl Elementary	193	Myrtlewood Elementary	239
Collins-Riverside Intermediate	331	Northport Elementary	584
Cottondale Elementary	403	Northport Intermediate	438
Crestmont Elementary	253	Northside High	482
Davis-Emerson Middle	388	Northside Middle	404
Duncanville Middle	456	Sipsey Valley High	500
Echols Middle	872	Sipsey Valley Middle	548
Englewood Elementary	501	Taylorville Primary	496
Faucett-Vestavia Elementary	330	Tuscaloosa County High	1,516
Flatwoods Elementary	397	Vance Elementary	471
Hillcrest High	1,347	Walker Elementary	723
Hillcrest Middle	574	Westwood Elementary	266
Holt Elementary	419		
Holt High	421		
Huntington Place Elementary	349		

SYSTEM ADM = 18,325*

**Does not include PreKs, Brewer Porch
nor Juvenile Detention Beds*



2022– 2023 Graduate Profile

SCHOOL	Alabama High School Diploma		TOTAL
	Fall 2022	Spring 2023	
Brookwood	0	212	212
Hillcrest	0	287	287
Holt	0	102	102
Lloyd Wood Ed Ctr	0	3	6
Northside	0	107	107
Sipsey Valley	0	119	119
Tuscaloosa County	0	345	345
TOTAL	0	1,175	1,178

2022 – 2023 Dropout Profile

SCHOOL	TOTAL
Brookwood	3
Hillcrest	5
Holt	0
Lloyd Wood Ed Ctr	0
Northside	2
Sipsey Valley	3
Tuscaloosa County	19
TOTAL	32

Dropouts
2013 – 2014 through 2022 – 2023

<u>YEAR</u>	<u>TOTAL</u>
2013-2014	84
2014-2015	107
2015-2016	103
2016-2017	65
2017-2018	67
2018-2019	66
2019-2020	61
2020-2021	60
2021-2022	57
2022-2023	32



2022 – 2023 Retention Report: Elementary Schools

(Information Taken From 180-Day Report)

SCHOOL	K	1	2	3	4	5	TOTAL
Big Sandy	2	8	5	0	0	0	15
Brookwood	0	16	7	3	0	2	28
Buhl	4	1	1	0	0	na	6
Cottondale	3	5	7	1	0	0	16
Crestmont	4	5	2	0	0	na	11
Englewood	na	na	na	1	0	0	1
Faucett-Vestavia	8	6	3	0	0	na	17
Flatwoods	4	7	9	2	0	na	22
Holt	5	13	9	3	1	0	31
Huntington Place	na	na	na	0	1	na	1
Lake View	4	12	3	0	0	0	19
Lloyd Wood	0	0	0	0	0	0	0
Matthews	9	3	1	0	0	na	13
Maxwell	13	17	1	0	0	0	31
Myrtlewood	2	4	0	1	0	na	7
Northport	14	12	4	na	na	na	30
Taylorville	3	1	1	na	na	na	5
Vance	5	1	0	0	0	0	6
Walker	14	11	5	1	5	0	36
Westwood	5	3	1	0	0	na	9
TOTAL	99	125	59	12	7	2	304



2022 – 2023 Retention Report: Middle/Intermediate Schools
(Information Taken From 180-Day Report)

SCHOOL	5	6	7	8	TOTAL
Brookwood	na	3	11	2	16
Collins-Riverside	0	0	na	na	0
Davis-Emerson	na	0	0	2	2
Duncanville	na	0	3	1	4
Echols	na	na	20	11	31
Hillcrest	na	14	10	8	32
Lloyd Wood	0	0	0	0	0
Northport	0	1	na	na	1
Northside	na	1	1	2	4
Sipsey Valley	0	0	7	2	9
TOTAL	0	19	52	28	99

2022 – 2023 Retention Report: High Schools

SCHOOL	9	10	11	12	TOTAL
Brookwood	6	7	6	1	20
Hillcrest	21	20	38	0	79
Holt	10	6	5	2	23
Lloyd Wood	0	0	0	3	3
Northside	10	10	6	1	27
Sipsey Valley	3	2	6	2	13
Tuscaloosa County	33	16	17	8	74
TOTAL	83	61	78	17	239



2022 - 2023 Student Services Department Report

The responsibilities of the Student Services Department include:

- Student Discipline (Code of Conduct, Alternative School Programs, and IMPACT Program)
- Student Attendance (Early Warning Truancy Prevention Program and ATTEND Program, 20-Day Attendance Reports, and End-of-Year Reporting to the Alabama State Department of Education)
- Student Enrollment
- Zoning Determination and Compliance
- Social Services
- Mental Health Services
- 504 Rehabilitation Act
- McKinney-Vento Students (Homeless/Unaccompanied Youth)
- School Safety
- Bullying and Violence Prevention
- Homebound Services
- Student Records
- Employees Child(ren) Transfer Requests
- System-wide Annual Attendance Report

The Coordinator of Prevention and Support Service’s Report

Total Number of Attendance Referrals/Zone Investigations	148
Total Number of Early Warning Truancy Prevention Program (EWP) Sessions	11
Total Number of Students That Were Scheduled for EWP	406
Total Number of Non-Compliance Attendance Referrals	4
Total Number of Home Visits	32
Total Number of On-Site School Visits <i>Includes Social Worker supervision meetings</i>	142

Elementary

- Big Sandy
- Brookwood
- Buhl
- Cottondale
- Crestmont
- Englewood
- Faucet-Vestavia
- Holt
- Huntington Place
- *Lake View
- Matthews
- Maxwell
- *Myrtlewood
- *Northport
- Taylorville
- Vance
- Walker
- Westwood

Middle & Intermediate

- Brookwood
- Collins-Riverside
- Davis Emerson
- *Duncanville
- *Echols
- Northport
- Northside
- Sipsey Valley

High


- Brookwood
- Hillcrest
- Holt
- Sipsey Valley
- Tuscaloosa County

TUSCALOOSA'S ONE PLACE SOCIAL WORKERS AT TCSS

2022-2023


31
SCHOOL placements

* denotes schools with two month placements



Supporting social & emotional needs of students in our schools, while concurrently strengthening families and communities through partnerships & engagement

17,251
Students served by




14
Social Workers



8,210
Student Contacts

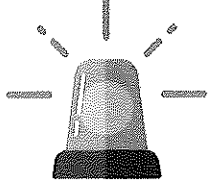
*individual & small group sessions



4,817
Parent Contacts

*face-to-face, phone consults, meetings, open houses, PTO meetings

761
Crisis Interventions



185
Welfare Protocols



280
Home Visits


\$11,207
Spent to support family needs

142
Suicide Protocols

110
DHR Reports

1,368
Agency Referrals

*assistance with food, clothing, counseling, home goods, school supplies, personal health items and holiday needs





Discipline Report

Total Number of IMPACT Sessions Conducted	2
Total Number of Students that Attended IMPACT	28
Total Number of Students that Attended VIEWS	91
Student Hearings Conducted	262
Students Referred to TCSS Academy	86
Students Who Attended Project B.E.T.H.E.L.	24
Students Who Attended The SPAN Program	21
Students Who Were Expelled	5
Students Placed on Remote Learning Due to Discipline Reasons	41
Student that Withdrew for Discipline Reasons	13
Students that Returned to School Following Their Disciplinary Conference	72

McKinney-Vento Report

Students Identified as McKinney-Vento	159
McKinney-Vento Students Transported by TCSS	40
McKinney-Vento Families Paid Mileage for Transporting Their Own Child(ren) to School	3
Money Spent on Mileage	\$5,255.82



Homebound Report

Students That Received Homebound Services

88

Mental Health Report

Mental Health Services...

- Rhythm App: Social Emotional Assessment for each student across the District
 - Student Welfare Response Team Training for all Principals, Assistant Principals, Counselors, Social Workers, and Other Team Members from Schools that were added by their administrative team
 - Report Card Conference Training
 - Whole Child Initiative (Partnership with The University of Alabama)
 - Mental Health Awareness Month (May) – student activity books were purchased for all elementary schools for awareness, district wide dress-up day – “Go Green for Mental Health”
 - Social media production
 - TCSS Cares monthly newsletter for students, parents, faculty, and staff
 - Response training with all 6th Graders
 - QPR training with all 9th Graders
 - TCSS U
 - Parent Teacher Leadership Academy
 - PRIDE of Tuscaloosa Parent Night
 - Loss of six students this school year – provide multiple days of grief counseling for students and faculty
 - Crisis Reports submitted to Alabama State Department of Education – 662 Total
- *School breakdowns start on next page

Tuscaloosa County School System

2022-23 End of Year Student Welfare Response Protocol Data

School	Grade	Male	Female	Race	NSSI	Suicide	Homicide	Hospitalization	Suicide Attempts	Deaths
Big Sandy	1-2 nd	4	2	5-Black 1-White	0	5	1	0	0	0
	1-4 th									
	4-5 th									
BWES	3-1 st	9	11	18- White	3	16	1	1	0	1
	1-2 nd			1-Black						
	5-3 rd			1-Hispanic						
	2-4 th									
	8-5 th									
	1- Employee									
Buhl	4- K	2	4	6-White	0	4	3	0	0	0
	2-4 th									
Cottondale	1-1 st	20	5	16- Black	2	22	1	0	0	0
	5- 2 nd			6-White						
	5- 3 rd			1- Multi Race						
	11- 4 th			2-Hispanic						
	3- 5 th									
Crestmont	1-K	10	3	10- Black	0	13	0	0	0	0
	6-2 nd			1- Hispanic						
	5- 3 rd			2-White						
	1-4 th									
Englewood	13- 3 rd	21	18	36- Black	2	37	2	2	0	0
	10- 4 th			3- White						
	16- 5 th									
FVES	0	0	0	0	0	0	0	0	0	
Flatwoods	1-1 st	1	0	1-Black	0	1	0	0	0	0

***These numbers are based on the protocols that have been received as of 05/31/2023.

***Student could be represented multiple times based on # of protocols completed.

***Student may have 2 or more indicators that were marked on one protocol; the number of protocols will not always match.

Tuscaloosa County School System

2022-23 End of Year Student Welfare Response Protocol Data

	1-1 st	10	7	10-Black 7-White	5	8	5	0	0	0
Holt Elementary	1-1 st 5-2 nd 3-3 rd 3-4 th 5-5 th	10	7		5	8	5	0	0	0
Huntington Place	3-3 rd 8-4 th	7	4	7-White 2-Black 2-Hispanic	0	6	5	0	0	0
Lake View	2- Pre-K 3- 1 st 13-2 nd 7- 3 rd 12- 5 th	22	15	30- White 6- Black 1-Hispanic	3	25	10	3	0	0
Matthews	1-K 3-1 st 3-2 nd 1-3 rd 1-4 th	8	1	9-Black	0	8	1	0	0	0
Maxwell	6- 1 st 4- 2 nd 14- 3 rd 8- 5 th	14	18	22- White 8- Black 2-Multiple Races	2	25	5	2	2	0
Myrtlewood	1-K 1-2 nd 2-4 th	4	0	2-White 2-Black	0	3	0	0	0	1
Northport Elem	1-1 st 1-2 nd	2	0	2-White	0	2	0	0	0	0

***These numbers are based on the protocols that have been received as of 05/31/2023.

***Student could be represented multiple times based on # of protocols completed.

***Student may have 2 or more indicators that were marked on one protocol; the number of protocols will not always match.

Tuscaloosa County School System

2022-23 End of Year Student Welfare Response Protocol Data

TPS	1-Pre-K 1-K 6- 1 st 10- 2 nd	16	2	15- Black 3- White	0	10	9	0	1	0
Vance Elem	6-K 11-1 st 4-2 nd 8- 3 rd 7- 4 th 7-5 th	30	13	12- Black 26-White 3-Hispanic 2-Multiple Race	2	28	14	1	0	0
Walker	9- K 4- 1 st 8- 2 nd 6- 3 rd 6-4 th 8- 5 th	31	10	35- White 2- Black 4-Multi- Race	8	16	17	1	0	0
Westwood	2-K 2- 1 st 3-2 nd 2-3 rd 8- 4 th	12	5	17- White	1	8	8	0	0	0
BWMS	11-6 th 20- 7 th 14- 8 th	20	25	33- White 12- Black	8	38	0	1	1	0
CRIS	8- 5 th 19- 6 th	8	19	20- Black 1- Multi Race 6- White	3	22	2	1	0	0

***These numbers are based on the protocols that have been received as of 05/31/2023.

***Student could be represented multiple times based on # of protocols completed.

***Student may have 2 or more indicators that were marked on one protocol; the number of protocols will not always match.

Tuscaloosa County School System

2022-23 End of Year Student Welfare Response Protocol Data

DEMS	3-6 th 4-7 th 4-8 th	3	8	3- Hispanic 4- Black 4- White	5	5	0	2	0	0
DVMS	6-6 th 10-7 th 15-8 th	11	20	16- Black 15- White	11	24	4	2	0	0
Echols	9-7 th 10-8 th	6	13	10- White 2- Asian 4- Hispanic 3- Black	0	16	1	4	1	0
HCMS	4-6 th 3-7 th 4-8 th	4	7	8- Black 2- White 1- Multi Race	5	6	1	0	0	0
NIS	5-5 th 17-6 th	6	16	20- White 1- Black 1- Hispanic	4	17	1	1	1	0
NMS	3-6 th 10-7 th 2-8 th	6	9	15- White	3	5	7	0	0	0
SVMS	3-5 th 6-6 th 9-7 th 3-8 th	11	10	16- White 4- Black 1- American Indian	2	15	5	1	1	0
BWHS	7-9 th 7-10 th 3-11 th 2-12 th	6	13	14- White 5- Black	1	10	7	3	0	0

***These numbers are based on the protocols that have been received as of 05/31/2023.

***Student could be represented multiple times based on # of protocols completed.

***Student may have 2 or more indicators that were marked on one protocol; the number of protocols will not always match.

Tuscaloosa County School System

2022-23 End of Year Student Welfare Response Protocol Data

HCHS	14-9 th 9-10 th 16-11 th 2-12 th	16	25	19- White 20-Black 1- Hispanic 1-Asian	4	29	2	12	6	0
HHS	9-9 th 9-10 th 3-11 th 9-12 th	14	16	12- White 7- Hispanic 11- Black	8	16	5	6	0	0
NHS	1-9 th 4-10 th 1-11 th 1-12 th 1-Teacher	3 1- Non- Binary	4	8- White	0	4	3	0	0	1
SVHS	6-9 th 1-10 th 1-11 th 1-12 th	5	4	5- White 2-Hispanic 2-Black	2	6	2	0	0	0
TCHS	2-9 th 3-10 th 3-11 th 4-12 th	9	3	5- Black 7- White	1	8	1	1	1	2

***These numbers are based on the protocols that have been received as of 05/31/2023.

***Student could be represented multiple times based on # of protocols completed.

***Student may have 2 or more indicators that were marked on one protocol; the number of protocols will not always match.

Tuscaloosa County School System

2022-23 End of Year Student Welfare Response Protocol Data

	Grade	Male	Female	Race	NSSI	Suicide	Homicide	Hospitalization	Suicide Attempts	Deaths
Totals	Pre-K: 3 K: 25 1 st : 42 2 nd : 65 3 rd : 72 4 th : 62 5 th : 103 6 th : 69 7 th : 65 8 th : 52 9 th : 39 10 th : 33 11 th : 27 12 th : 19 Employee: 2	351 *1- non binary	310	White: 373 Black: 246 Hispanic: 28 Multi-Race: 11 Asian: 3 American Indian: 1	85	458	123	41	14	5
Total Protocols:	662									
Thrive Referrals	Since Nov. 2022	217								

***These numbers are based on the protocols that have been received as of 05/31/2023.

***Student could be represented multiple times based on # of protocols completed.

***Student may have 2 or more indicators that were marked on one protocol; the number of protocols will not always match.



2022 – 2023 Number of Students with Chronic Absences by School
 (Chronic absence is defined as missing 18 or more days of school)

Big Sandy Elementary	60	Huntington Place Elementary	17
Brookwood Elementary	165	Lake View Elementary	115
Brookwood High	263	Lloyd Wood Education Center	61
Brookwood Middle	199	Matthews Elementary	88
Buhl Elementary	35	Maxwell Elementary	86
Collins-Riverside Middle	100	Myrtlewood Elementary	54
Cottondale Elementary	80	Northport Elementary	56
Crestmont Elementary	35	Northport Intermediate	50
Davis-Emerson Middle	81	Northside High	134
Duncanville Middle	74	Northside Middle	49
Echols Middle	199	Sipsey Valley High	126
Englewood Elementary	65	Sipsey Valley Middle	106
Faucett-Vestavia Elementary	34	Taylorville Primary	120
Flatwoods Elementary	77	Tuscaloosa County High	358
Hillcrest High	272	Vance Elementary	94
Hillcrest Middle	83	Walker Elementary	87
Holt Elementary	88	Westwood Elementary	32
Holt High	94		Total = 3,637


Student Incident Reports (SIR)

Incident Counts by Behavior and by Action

Big Sandy Elementary


Big Sandy Elementary School ▾ 23-24 Year

Incident Management



Big Sandy Elementary School ▾ 23-24 Year

Incident Management



Student Incident Reports (SIR)

Incident Counts by Behavior and by Action

Brookwood Elementary

Brookwood Elementary School ▾ 23-24 Year

Incident Management

Incident Counts by Behavior Date Range **Current School Year** ▾ 08/10/2022 to 06/28/2023

Incident Element **Behavior** ▾

24 Bus Violations

5 Defiance

5 Disrespectful

6 Fighting

3 Theft/Larceny

2 Defacing School Property

22 Disorderly Conduct

25 Disruptive Behavior

38 Other Incident

11 Threat/Intimidation

Brookwood Elementary School ▾ 23-24

Incident Management

Incident Counts by Action Date Range **Current School Year** ▾ 08/10/2022 to 06/28/2023

Incident Element **Action** ▾

1 Corporal Punishment

8 Parent Conference

3 Suspended In School

85 Local Use

14 Student Conference

40 Suspended/Out of School

Student Incident Reports (SIR)

Incident Counts by Behavior and by Action

Brookwood High

Brookwood High School ▾ 23-24 Year ▾

Incident Management

Incident Counts by Behavior Date Range **Current School Year** ▾ 09/10/2022 to 06/28/2023

Incident Element **Behavior** ▾

21 Bus Violations	31 Defiance
24 Disrespectful	27 Dress Code Violation
22 Fighting	417 Local Use
24 Other Incident	18 Threat/Intimidation
91 Unauthorized Communication Device	73 Vape/Vapor, Possession

Blur Students Data: Brookwood High School ▾ 23-24 Year ▾

Incident Management

Incident Counts by Action Date Range **Current School Year** ▾ 09/10/2022 to 06/28/2023

Incident Element **Action** ▾

14 Alternative Program/School Placement	10 Detention
1 Expelled	507 Local Use
18 Parent Conference	134 Student Conference
17 Suspended In School	207 Suspended/Out of School

Student Incident Reports (SIR)

Incident Counts by Behavior and by Action

Brookwood Middle

Brookwood Middle School ▾ 23-24 Year ▾

Incident Management

Incident Counts by Behavior Date Range 08/10/2022 to 06/28/2023

Incident Element

8 Assault	28 Bus Violations
10 Disorderly Conduct	17 Disrespectful
17 Disruptive Behavior	39 Fighting
10 Harassment	169 Local Use
17 Other Incident	17 Threat/Intimidation

Brookwood Middle School ▾ 23-24 Year ▾

Incident Management

Incident Counts by Action Date Range 08/10/2022 to 06/28/2023

Incident Element

8 Alternative Programs/School Placement	12 Detention
1 Expelled	187 Local Use
13 Parent Conference	64 Student Conference
5 Suspended In School	118 Suspended/Out of School

Student Incident Reports (SIR) Incident Counts by Behavior and by Action

Buhl Elementary

Buhl Elementary School ▾ 23-24 Year ▾

Incident Management

Incident Counts by Behavior Date Range: Current School Year ▾ 08/10/2022 to 06/28/2023

Incident Element Behavior ▾

5 Bus Violations

3 Defiance

1 Disobedience

5 Disorderly Conduct

1 Failure To Follow Class Rules

1 Theft/Larceny

Buhl Elementary School ▾ 23-24 Year ▾

Incident Management

Incident Counts by Action Date Range: Current School Year ▾ 08/10/2022 to 06/28/2023

Incident Element Action ▾

2 Counselor Conference

1 Detention

10 Local Use

2 Parent Conference

1 Suspended/Out of School

Student Incident Reports (SIR)

Incident Counts by Behavior and by Action

Collins Riverside Intermediate

Collins-Riverside Intermediate School ▾ 23-24 Year ▾

Incident Management

Incident Counts by Behavior Date Range ▾ 08/10/2022 to 06/28/2023

Incident Element ▾

32 Defiance	45 Disorderly Conduct
21 Disrespectful	70 Disruptive Behavior
93 Excessive Tardies	28 Failure To Attend Detention
26 Failure To Follow Class Rules	27 Fighting
44 Local Use	42 Profanity/Vulgarity

Collins-Riverside Intermediate School ▾ 23-24 Year ▾

Incident Management

Incident Counts by Action Date Range ▾ 08/10/2022 to 06/28/2023

Incident Element ▾

1 Alternative Program/School Placement	106 Detention
217 Local Use	13 Parent Conference
12 Student Conference	52 Suspended In School
91 Suspended/Out of School	

Student Incident Reports (SIR)

Incident Counts by Behavior and by Action

Cottondale Elementary

Cottondale Elementary School ▾ 23-24 Year ▾

Incident Management

Incident Counts by Behavior Date Range: Current School Year ▾ 08/10/2022 to 06/28/2023

Incident Element: Behavior ▾

7 Bus Violations	20 Defiance
6 Disobedience	55 Disorderly Conduct
15 Disrespectful	6 Disruptive
47 Disruptive Behavior	16 Fighting
3 Profanity/Vulgarity	3 Threat/Intimidation

Cottondale Elementary School ▾ 23-24 Year ▾

Incident Management

Incident Counts by Action Date Range: Current School Year ▾ 08/10/2022 to 06/28/2023

Incident Element: Action ▾

34 Local Use	31 Parent Conference
38 Student Conference	65 Suspended In School
31 Suspended/Out of School	

Student Incident Reports (SIR)

Incident Counts by Behavior and by Action

Crestmont Elementary

Crestmont Elementary School ▾ 23-24 Year ▾

Incident Management

Incident Counts by Behavior Date Range: Current School Year ▾ 08/10/2022 to 06/28/2023

Incident Element: Behavior ▾

12 Assault	6 Defiance
12 Disorderly Conduct	2 Disrespectful
4 Fighting	1 Inappropriate Use of Technology
2 Local Use	3 Other Incident
2 Profanity/Vulgarity	3 Sexual Offenses, Other

Crestmont Elementary School ▾ 23-24 Year ▾

Incident Management

Incident Counts by Action Date Range: Current School Year ▾ 08/10/2022 to 06/28/2023

Incident Element: Action ▾

1 Interim Alternative Education Setting Placement (I)	13 Local Use
4 Parent Conference	2 Student Conference
4 Suspended In School	28 Suspended/Out of School


Student Incident Reports (SIR)

Incident Counts by Behavior and by Action

Davis Emerson Middle


Davis-Emerson Middle School ▾ 23-24 Year ▾

Incident Management



Davis-Emerson Middle School ▾ 23-24 Year ▾

Incident Management



Student Incident Reports (SIR)

Incident Counts by Behavior and by Action

Duncanville Middle

Duncanville Middle School ▾ 23-24 Year ▾

Incident Management

Incident Counts by Behavior Date Range Current School Year ▾ 08/10/2022 to 06/28/2023

Incident Element Behavior ▾

46 Bus Violations	19 Defiance
158 Disorderly Conduct	31 Disrespectful
236 Excessive Tardies	36 Fighting
64 Local Use	74 Other Incident
148 Unauthorized Communication Device	19 Vape/ Vapor, Possession

Duncanville Middle School ▾ 23-24 Year ▾

Incident Management

Incident Counts by Action Date Range Current School Year ▾ 08/10/2022 to 06/28/2023

Incident Element Action ▾

6 Alternative Program/School Placement	543 Local Use
21 Parent Conference	119 Student Conference
3 Suspended In School	226 Suspended/Out of School

Student Incident Reports (SIR)

Incident Counts by Behavior and by Action

Echols Middle

Echols Middle School ▼ 23-24 Year ▼

Incident Management

Incident Counts by Behavior Date Range Current School Year ▼ 08/10/2022 to 06/28/2023

Incident Element Behavior ▼

88	Defiance	81	Disorderly Conduct
40	Disrespectful	66	Disruptive Behavior
35	Dress Code Violation	89	Excessive Tardies
50	Fighting	445	Local Use
52	Profanity/Vulgarity	53	Unauthorized Communication Device

Echols Middle School ▼ 23-24 Year ▼

Incident Management

Incident Counts by Action Date Range Current School Year ▼ 08/10/2022 to 06/28/2023

Incident Element Action ▼

13	Alternative Program/School Placement	335	Detention
1	Interim Alternative Education Setting Placement (I)	481	Local Use
5	Parent Conference	38	Student Conference
75	Suspended In School	313	Suspended/Out of School

Student Incident Reports (SIR) Incident Counts by Behavior and by Action

Englewood Elementary

Englewood Elementary School ▾ 23-24 Year ▾

Incident Management

Incident Counts by Behavior Date Range: Current School Year ▾ 08/10/2022 to 06/28/2023

Incident Element: Behavior ▾

10	Assault	51	Bus Violations
5	Defiance	52	Disorderly Conduct
11	Disrespectful	4	Failure To Follow Class Rules
18	Fighting	8	Local Use
4	Theft/Larceny	7	Threat/Intimidation

Englewood Elementary School ▾ 23-24 Year ▾

Incident Management

Incident Counts by Action Date Range: Current School Year ▾ 08/10/2022 to 06/28/2023

Incident Element: Action ▾

81	Local Use	25	Parent Conference
6	Student Conference	69	Suspended/Out of School

Student Incident Reports (SIR)

Incident Counts by Behavior and by Action

Faucett-Vestavia Elementary

Faucett Vestavia Elementary School ▾ 23-24 Year ▾

Incident Management

Incident Counts by Behavior Date Range

Incident Element ▾

20	Bus Violations	1	Defacing School Property
1	Disobedience	1	Disrespectful
6	Failure To Follow Class Rules	2	Fighting
1	Inappropriate Use of Technology	2	Local Use
1	Profanity/Vulgarity		

Faucett Vestavia Elementary School ▾ 23-24 Year ▾

Incident Management

Incident Counts by Action Date Range

Incident Element ▾

16	Local Use	12	Parent Conference
4	Student Conference	3	Suspended In School
1	Suspended/Out of School		

Student Incident Reports (SIR)

Incident Counts by Behavior and by Action

Flatwoods Elementary

Flatwoods Elementary School ▾ 23-24 Year ▾

Incident Management

Incident Counts by Behavior
Date Range Current School Year ▾ 08/10/2022 to 06/28/2023

Incident Element Behavior ▾

<div style="background-color: #eee; padding: 5px; margin-bottom: 5px; display: inline-block;">1</div> Assault	<div style="background-color: #eee; padding: 5px; margin-bottom: 5px; display: inline-block;">3</div> Bus Violations
<div style="background-color: #eee; padding: 5px; margin-bottom: 5px; display: inline-block;">1</div> Defacing School Property	<div style="background-color: #eee; padding: 5px; margin-bottom: 5px; display: inline-block;">11</div> Defiance
<div style="background-color: #eee; padding: 5px; margin-bottom: 5px; display: inline-block;">11</div> Disrespectful	<div style="background-color: #eee; padding: 5px; margin-bottom: 5px; display: inline-block;">1</div> Disruptive Behavior
<div style="background-color: #eee; padding: 5px; margin-bottom: 5px; display: inline-block;">1</div> Knife, Possession	<div style="background-color: #eee; padding: 5px; margin-bottom: 5px; display: inline-block;">130</div> Local Use
<div style="background-color: #eee; padding: 5px; margin-bottom: 5px; display: inline-block;">10</div> Other Incident	<div style="background-color: #eee; padding: 5px; margin-bottom: 5px; display: inline-block;">3</div> Profanity/Vulgarity

Flatwoods Elementary School ▾ 23-24 Year ▾

Incident Management

Incident Counts by Action
Date Range Current School Year ▾ 08/10/2022 to 06/28/2023

Incident Element Action ▾

<div style="background-color: #eee; padding: 5px; margin-bottom: 5px; display: inline-block;">1</div> Interim Alternative Education Setting Placement (I)	<div style="background-color: #eee; padding: 5px; margin-bottom: 5px; display: inline-block;">143</div> Local Use
<div style="background-color: #eee; padding: 5px; margin-bottom: 5px; display: inline-block;">30</div> Suspended/Out of School	

Student Incident Reports (SIR)

Incident Counts by Behavior and by Action

Hillcrest High

Hillcrest High School ▾ 23-24 Year ▾

Incident Management

▾ Incident Counts by Behavior
Date Range Current School Year ▾ 08/10/2022 to 06/28/2023

Incident Element Behavior ▾

<p>19 Bus Violations</p> <p>76 Disorderly Conduct</p> <p>42 Fighting</p> <p>175 Other Incident</p> <p>80 Unauthorized Communication Device</p>	<p>29 Deliance</p> <p>84 Excessive Tardies</p> <p>926 Local Use</p> <p>27 Profanity/Vulgarity</p> <p>20 Vape/Vapor, Possession</p>
-----------------------------------------------------------------------------------------------------------------------------------------------------------------------------------	-----------------------------------------------------------------------------------------------------------------------------------------------------------------------

Hillcrest High School ▾ 23-24 Year ▾

Incident Management

▾ Incident Counts by Action
Date Range Current School Year ▾ 08/10/2022 to 06/28/2023

Incident Element Action ▾

<p>12 Alternative Program/School Placement</p> <p>2 Interim Alternative Education Setting Placement (I)</p> <p>13 Parent Conference</p> <p>13 Suspended In School</p>	<p>1 Expelled</p> <p>1119 Local Use</p> <p>58 Student Conference</p> <p>389 Suspended/Out of School</p>
---------------------------------------------------------------------------------------------------------------------------------------------------------------------------------------------------	-------------------------------------------------------------------------------------------------------------------------------------

Student Incident Reports (SIR)

Incident Counts by Behavior and by Action

Hillcrest Middle

Hillcrest Middle School ▾ 23-24 Year ▾

Incident Management

Incident Counts by Behavior Date Range: Current School Year ▾ 08/10/2022 to 06/28/2023

Incident Element Behavior ▾

12 Assault	37 Bus Violations
22 Defiance	93 Disorderly Conduct
11 Disrespectful	13 Excessive Tardies
15 Failure To Attend Detention	61 Fighting
13 Unauthorized Absence	32 Unauthorized Communication Device

Hillcrest Middle School ▾ 23-24 Year ▾

Incident Management

Incident Counts by Action Date Range: Current School Year ▾ 08/10/2022 to 06/28/2023

Incident Element Action ▾

7 Detention	1 Expelled
3 Interim Alternative Education Setting Placement (I)	111 Local Use
13 Parent Conference	4 Student Conference
57 Suspended In School	198 Suspended/Out of School

Student Incident Reports (SIR)

Incident Counts by Behavior and by Action

Holt Elementary

Holt Elementary School ▾ 23-24 Year ▾

Incident Management

▾ Incident Counts by Behavior
Date Range Current School Year ▾ 08/10/2022 to 06/28/2023

Incident Element Behavior ▾

<div style="margin-bottom: 10px;">40 Bus Violations</div> <div style="margin-bottom: 10px;">11 Disobedience</div> <div style="margin-bottom: 10px;">48 Disrespectful</div> <div style="margin-bottom: 10px;">30 Fighting</div> <div style="margin-bottom: 10px;">22 Profanity/Vulgarity</div>	<div style="margin-bottom: 10px;">43 Defiance</div> <div style="margin-bottom: 10px;">26 Disorderly Conduct</div> <div style="margin-bottom: 10px;">152 Disruptive Behavior</div> <div style="margin-bottom: 10px;">10 Local Use</div> <div style="margin-bottom: 10px;">18 Threat/Intimidation</div>
----------------------------------------------------------------------------------------------------------------------------------------------------------------------------------------------------------------------------------------------------------------------------------------------------------------------------------	------------------------------------------------------------------------------------------------------------------------------------------------------------------------------------------------------------------------------------------------------------------------------------------------------------------------------------------

Holt Elementary School ▾ 23-24 Year ▾

Incident Management

▾ Incident Counts by Action
Date Range Current School Year ▾ 08/10/2022 to 06/28/2023

Incident Element Action ▾

<div style="margin-bottom: 10px;">152 Local Use</div> <div style="margin-bottom: 10px;">45 Student Conference</div> <div style="margin-bottom: 10px;">125 Suspended/Out of School</div>	<div style="margin-bottom: 10px;">40 Parent Conference</div> <div style="margin-bottom: 10px;">88 Suspended In School</div>
--------------------------------------------------------------------------------------------------------------------------------------------------------------------------------------------------------------	-------------------------------------------------------------------------------------------------------------------------------------------

**Student Incident Reports (SIR)
Incident Counts by Behavior and by Action**

Holt High

Student Incident Reports (SIR)

Incident Counts by Behavior and by Action

Huntington Place Elementary

Huntington Place Elementary School ▾ 23-24 Year ▾

Incident Management

Incident Counts by Behavior Date Range Current School Year ▾ 08/10/2022 to 08/28/2023

Incident Element Behavior ▾

4 Bus Violations	1 Dishonesty
1 Disobedience	21 Disorderly Conduct
2 Disrespectful	2 Disruptive Behavior
2 Fighting	4 Local Use
3 Profanity/Vulgarity	5 Threat/Intimidation

Huntington Place Elementary School ▾ 23-24 Year ▾

Incident Management

Incident Counts by Action Date Range Current School Year ▾ 08/10/2022 to 06/26/2023

Incident Element Action ▾

11 Detention	11 Local Use
3 Parent Conference	1 Student Conference
8 Suspended In School	18 Suspended/Out of School

Student Incident Reports (SIR)

Incident Counts by Behavior and by Action


Lake View Elementary

Lake View Elementary School ▾ 23-24 Year ▾

Incident Management

▾ Incident Counts by Behavior
Date Range Current School Year ▾ 08/10/2022 to 06/28/2023

Incident Element Behavior ▾

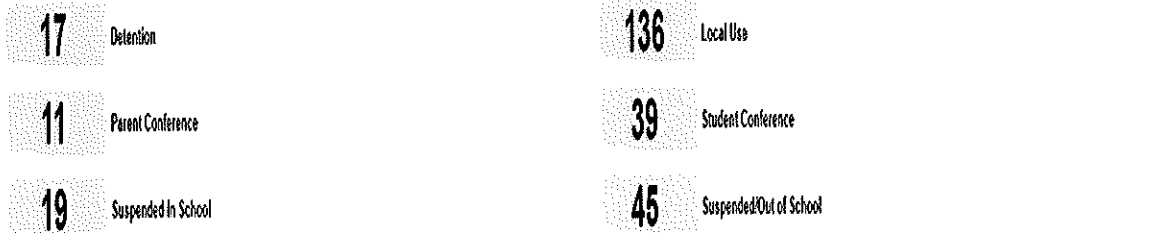


Lake View Elementary School ▾ 23-24 Year ▾

Incident Management

▾ Incident Counts by Action
Date Range Current School Year ▾ 08/10/2022 to 06/28/2023

Incident Element Action ▾



Student Incident Reports (SIR) Incident Counts by Behavior and by Action

Lloyd Wood Education Center

Lloyd Wood Education Center ▼ 23-24 Year ▼

Incident Management

▼ Incident Counts by Behavior Date Range Current School Year ▼ 08/10/2022 to 06/28/2023

Incident Element Behavior ▼



Lloyd Wood Education Center ▼ 23-24 Year ▼

Incident Management

▼ Incident Counts by Action Date Range Current School Year ▼ 08/10/2022 to 06/28/2023

Incident Element Action ▼



Student Incident Reports (SIR) Incident Counts by Behavior and by Action

Matthews Elementary

Matthews Elementary School ▾ 23-24 Year ▾

Incident Management

Incident Counts by Behavior Date Range **Current School Year** ▾ 08/10/2022 to 06/28/2023

Incident Element **Behavior** ▾ 

1 Bus Violations

1 Defiance

1 Disorderly Conduct

2 Disruptive Behavior

1 Failure To Follow Class Rules

2 Fighting

1 Local Use

Matthews Elementary School ▾ 23-24 Year ▾

Incident Management

Incident Counts by Action Date Range **Current School Year** ▾ 08/10/2022 to 06/28/2023

Incident Element **Action** ▾ 

1 Local Use

1 Parent Conference

2 Suspended In School

5 Suspended/Out of School

Student Incident Reports (SIR)

Incident Counts by Behavior and by Action

Maxwell Elementary

Maxwell Elementary School ▼ 23-24 Year ▼

Incident Management

Incident Counts by Behavior Date Range Current School Year ▼ 08/10/2022 to 05/28/2023

Incident Element Behavior ▼

1 Assault	20 Bus Violations
1 Defiance	1 Disorderly Conduct
3 Disrespectful	7 Disruptive Behavior
6 Fighting	4 Local Use
3 Other Incident	2 Profanity/Vulgarity

Maxwell Elementary School ▼ 23-24 Year ▼

Incident Management

Incident Counts by Action Date Range Current School Year ▼ 08/10/2022 to 05/28/2023

Incident Element Action ▼

19 Local Use	3 Parent Conference
10 Student Conference	1 Suspended In School
19 Suspended/Out of School	

Student Incident Reports (SIR) Incident Counts by Behavior and by Action


Myrtlewood Elementary

Myrtlewood Elementary School ▾ 23-24 Year ▾

Incident Management

Incident Counts by Behavior Date Range: Current School Year ▾ 08/10/2022 to 06/28/2023

Incident Element: Behavior ▾

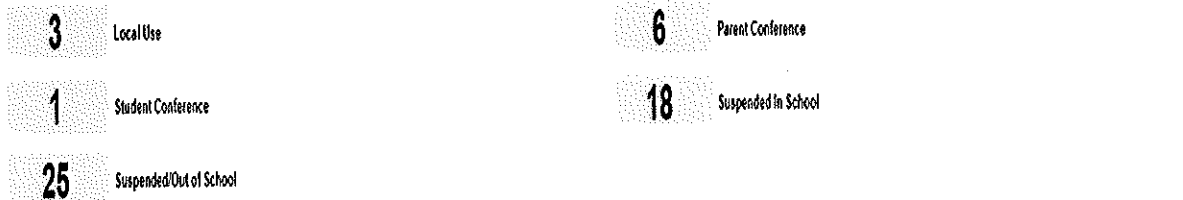


Myrtlewood Elementary School ▾ 23-24 Year ▾

Incident Management

Incident Counts by Action Date Range: Current School Year ▾ 08/10/2022 to 06/28/2023

Incident Element: Action ▾



Student Incident Reports (SIR) Incident Counts by Behavior and by Action

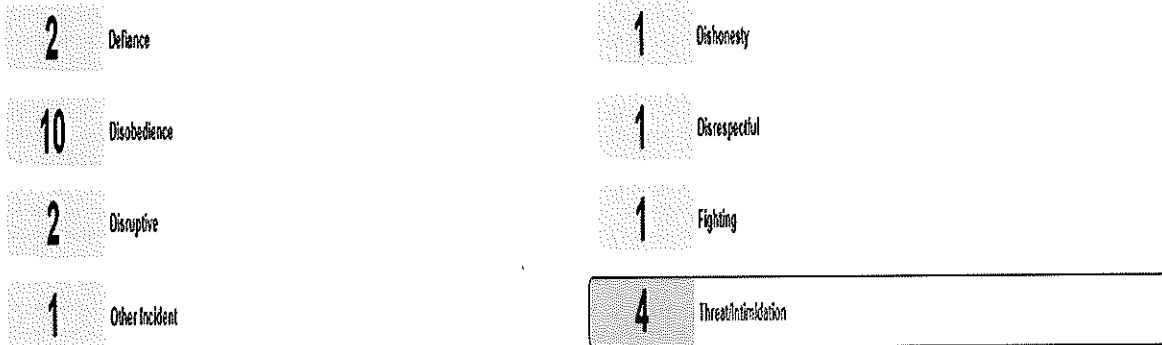
Northport Elementary

Northport Elementary School ▾ 23-24 Year ▾

Incident Management

Incident Counts by Behavior Date Range **Current School Year** ▾ 08/10/2022 to 06/28/2023

Incident Element **Behavior** ▾



Northport Elementary School ▾ 23-24 Year ▾

Incident Management

Incident Counts by Action Date Range **Current School Year** ▾ 08/10/2022 to 06/28/2023

Incident Element **Action** ▾



Student Incident Reports (SIR) Incident Counts by Behavior and by Action

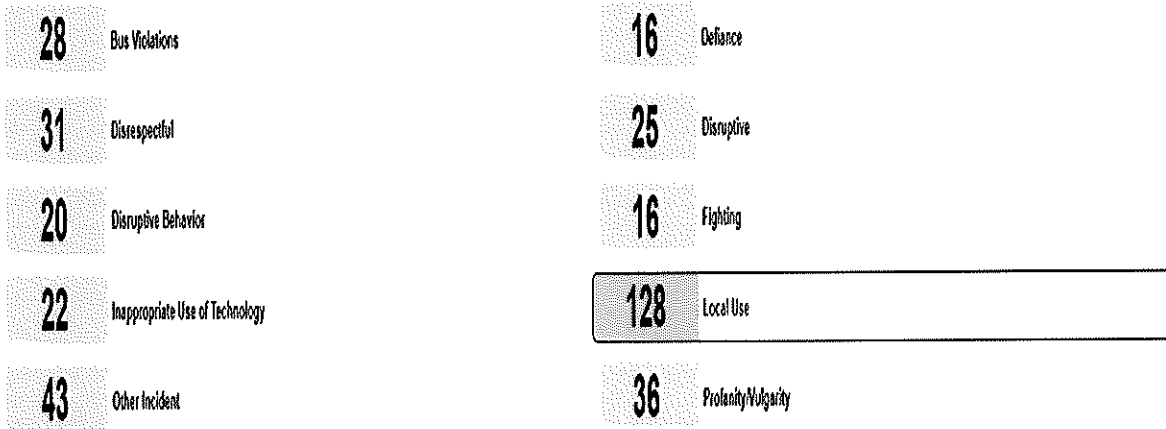
Northport Intermediate

Northport Intermediate School ▾ 23-24 Year ▾

Incident Management

Incident Counts by Behavior Date Range Current School Year ▾ 08/10/2022 to 05/28/2023

Incident Element Behavior ▾



Northport Intermediate School ▾ 23-24 Year ▾

Incident Management

Incident Counts by Action Date Range Current School Year ▾ 08/10/2022 to 05/28/2023

Incident Element Action ▾



Student Incident Reports (SIR)

Incident Counts by Behavior and by Action

Northside High

Northside High School ▾ 23-24 Year ▾

Incident Management

Incident Counts by Behavior Date Range 08/10/2022 to 06/28/2023

Incident Element

43 Defiance	29 Disrespectful
21 Disruptive Behavior	122 Excessive Tardies
68 Local Use	47 Other Incident
19 Profanity/Vulgarity	20 Unauthorized Absence
19 Unauthorized Communication Device	11 Vape/Vapor, Possession

Northside High School ▾ 23-24 Year ▾

Incident Management

Incident Counts by Action Date Range 08/10/2022 to 06/28/2023

Incident Element

8 Detention	6 Interim Alternative Education Setting Placement(I)
82 Local Use	2 Parent Conference
23 Student Conference	263 Suspended In School
95 Suspended/Out of School	

Student Incident Reports (SIR)

Incident Counts by Behavior and by Action

Northside Middle

Northside Middle School ▼ 23-24 Year ▼

Incident Management

Incident Counts by Behavior Date Range Current School Year ▼ 08/10/2022 to 08/28/2023

Incident Element Behavior ▼

17 Bus Violations

15 Defiance

6 Disobedience

17 Disorderly Conduct

29 Disrespectful

17 Excessive Tardies

7 Fighting

139 Local Use

9 Threat/Intimidation

39 Unauthorized Communication Device

Northside Middle School ▼ 23-24 Year ▼

Incident Management

Incident Counts by Action Date Range Current School Year ▼ 08/10/2022 to 08/28/2023

Incident Element Action ▼

1 Alternative Program/School Placement

23 Detention

41 Local Use

3 Parent Conference

39 Student Conference

159 Suspended In School

66 Suspended/Out of School

Student Incident Reports (SIR)

Incident Counts by Behavior and by Action

Sipsey Valley High

Sipsey Valley High School ▾ 23-24 Year ▾

Incident Management

Incident Counts by Behavior Date Range 08/10/2022 to 06/28/2023

Incident Element ▾

19 Defiance	52 Disorderly Conduct
19 Disrespectful	20 Disruptive Behavior
224 Excessive Tardies	46 Failure To Follow Class Rules
206 Local Use	30 Other Incident
18 Profanity/Vulgarity	30 Unauthorized Absence

Sipsey Valley High School ▾ 23-24 Year ▾

Incident Management

Incident Counts by Action Date Range 08/10/2022 to 06/28/2023

Incident Element ▾

17 Alternative Program/School Placement	392 Local Use
3 Parent Conference	101 Student Conference
164 Suspended In School	101 Suspended/Out of School

Student Incident Reports (SIR)

Incident Counts by Behavior and by Action

Sipsey Valley Middle

Sipsey Valley Middle School ▾ 23-24 Year ▾

Incident Management

Incident Counts by Behavior Date Range: Current School Year ▾ 08/10/2022 to 05/28/2023

Incident Element: Behavior ▾

39	Bus Violations	28	Disorderly Conduct
34	Disrespectful	279	Disruptive Behavior
194	Excessive Tardies	49	Failure To Follow Class Rules
27	Fighting	182	Local Use
52	Profanity/Vulgarity	25	Vape/Vapor, Possession

Sipsey Valley Middle School ▾ 23-24 Year ▾

Incident Management

Incident Counts by Action Date Range: Current School Year ▾ 08/10/2022 to 05/28/2023

Incident Element: Action ▾

1	Alternative Program/School Placement	6	Counselor Conference
9	Detention	1	Interim Alternative Education Setting Placement (I)
326	Local Use	21	Parent Conference
153	Student Conference	337	Suspended In School
148	Suspended/Out of School		

Student Incident Reports (SIR) Incident Counts by Behavior and by Action

Taylorville Primary

Taylorville Primary School ▼ 23-24 Year ▼

Incident Management

Incident Counts by Behavior Date Range Current School Year ▼ 08/10/2022 to 06/28/2023

Incident Element Behavior ▼

5	Assault	1	Bus Violations
1	Defiance	15	Disorderly Conduct
14	Local Use	2	Other Incident
2	Sexual Offenses, Other	2	Threat/Intimidation

Taylorville Primary School ▼ 23-24 Year ▼

Incident Management

Incident Counts by Action Date Range Current School Year ▼ 08/10/2022 to 06/28/2023

Incident Element Action ▼

15	Local Use	1	Suspended In School
26	Suspended/Out of School		

Student Incident Reports (SIR) Incident Counts by Behavior and by Action

Tuscaloosa County High

Tuscaloosa County High School ▼ 23-24 Year ▼

Incident Management

Incident Counts by Behavior Date Range Current School Year ▼ 08/10/2022 to 06/28/2023

Incident Element Behavior ▼

185	Defiance	54	Disorderly Conduct
80	Disrespectful	42	Disruptive
82	Failure To Complete Assignment	69	Failure To Follow Class Rules
1270	Local Use	117	Other Incident
227	Unauthorized Absence	76	Unauthorized Communication Device

Tuscaloosa County High School ▼ 23-24 Year ▼

Incident Management

Incident Counts by Action Date Range Current School Year ▼ 08/10/2022 to 06/28/2023

Incident Element Action ▼

25	Alternative Program/School Placement	167	Detention
1294	Local Use	11	Parent Conference
155	Student Conference	463	Suspended In School
484	Suspended/Out of School		

Student Incident Reports (SIR) Incident Counts by Behavior and by Action

Vance Elementary

Vance Elementary School ▾ 23-24 Year ▾

Incident Management

Incident Counts by Behavior Date Range: Current School Year ▾ 08/10/2022 to 06/28/2023

Incident Element Behavior ▾

35 Bus Violations	19 Defiance
35 Disrespectful	51 Disruptive Behavior
15 Failure To Follow Class Rules	8 Fighting
25 Harassment	191 Local Use
32 Profanity/Vulgarity	17 Threat/Intimidation

Vance Elementary School ▾ 23-24 Year ▾

Incident Management

Incident Counts by Action Date Range: Current School Year ▾ 08/10/2022 to 06/28/2023

Incident Element Action ▾

227 Local Use	3 Parent Conference
59 Student Conference	27 Suspended In School
65 Suspended/Out of School	

Student Incident Reports (SIR) Incident Counts by Behavior and by Action

Walker Elementary

Walker Elementary School 23-24 Year

Incident Management

Incident Counts by Behavior Date Range Current School Year 09/10/2022 to 06/28/2023

Incident Element Behavior

39	Bus Violations	10	Defiance
30	Disobedience	51	Disorderly Conduct
12	Disrespectful	15	Disruptive
8	Disruptive Behavior	48	Local Use
5	Other Incident	7	Profanity/Vulgarity

Walker Elementary School 23-24 Year

Incident Management

Incident Counts by Action Date Range Current School Year 09/10/2022 to 06/28/2023

Incident Element Action

5	Counselor Conference	24	Detention
118	Local Use	5	Parent Conference
19	Student Conference	23	Suspended In School
47	Suspended/Out of School		

Student Incident Reports (SIR)

Incident Counts by Behavior and by Action

Westwood Elementary

Westwood Elementary School ▾ 23-24 Year ▾

Incident Management

▾ Incident Counts by Behavior
Date Range Current School Year ▾ 09/10/2022 to 06/28/2023

Incident Element Behavior ▾

1 Bus Violations	2 Defiance
2 Dishonesty	1 Disobedience
38 Disorderly Conduct	4 Disruptive Behavior
1 Fighting	4 Knife, Possession
7 Profanity/Vulgarity	7 Threat/Intimidation

Westwood Elementary School ▾ 23-24 Year ▾

Incident Management

▾ Incident Counts by Action
Date Range Current School Year ▾ 09/10/2022 to 06/28/2023

Incident Element Action ▾

6 Counselor Conference	8 Detention
24 Local Use	4 Parent Conference
8 Student Conference	7 Suspended In School
10 Suspended/Out of School	