



# Attendance Report

---

**2021 - 2022**

**Dr. Keri Johnson**  
Superintendent

**Mr. David Patrick**  
Deputy Superintendent

**Mr. Gregory Hurst**  
Director of Student Services

**Mr. Ty Blocker**  
Coordinator of Student Services

**Ms. Suzette Wyatt**  
Attendance Officer and Lead Social Worker

**Mrs. Angela Kelly**  
Coordinator of Mental Health Services

**Mrs. Faith Largin**  
Homebound Teacher

**Mrs. Cynthia Scott**  
Homebound Teacher

**Mrs. Brandi Hinton**  
Secretary of Student Services

# TABLE OF CONTENTS

Ten Year Comparative Data Profile	1
Average Daily Attendance (ADA) Summary	2
Average Daily Membership (ADM) Summary	3
Graduate Profile	4
Dropout Profile	5
Retention Report: Elementary Schools	6
Retention Report: Middle/Intermediate Schools & High Schools	7
Student Services' Department Report	8-11
Chronic Absences Numbers	12
Student Incident Reports (SIR)	13-47



## Ten Year Comparative Data Profile

	2012-2013	2013-2014	2014-2015	2015-2016	2016-2017	2017-2018	2018-2019	2019-2020	2020-2021	2021-2022
Funding ADM	17,771	17,847	18,009	17,999	18,215	18,321	18,260	18,496	18,496	18,275
Expulsions	40	24	15	5	11	7	5	2	0	6
Suspensions (Days Suspended)	5,337	4,378	3,858	4,060	3,291	3,489	3,096	2,857	2,050	3,249
Dropouts	142	84	107	103	63	67	66	61	60	57
Graduates	992	1,041	1,092	1,119	1,126	1,181	1,165	1,128	1,163	*1,074

\*Number includes certificates which are not an exit document



## 2021 – 2022 Average Daily Attendance (ADA) Summary

(Information Taken From Year-To-Date 9<sup>th</sup> Month Report)

Big Sandy Elementary	93%	Huntington Place Elementary	94%
Brookwood Elementary	91%	Lake View Elementary	93%
Brookwood High	91%	Lloyd Wood Education Center	60%
Brookwood Middle	92%	Matthews Elementary	90%
Buhl Elementary	92%	Maxwell Elementary	91%
Collins-Riverside Intermediate	95%	Myrtlewood Elementary	92%
Cottondale Elementary	90%	Northport Elementary	94%
Crestmont Elementary	91%	Northport Intermediate	96%
Davis-Emerson Middle	93%	Northside High	94%
Duncanville Middle	93%	Northside Middle	94%
Echols Middle	92%	Sipsey Valley High	91%
Englewood Elementary	93%	Sipsey Valley Middle	92%
Faucett-Vestavia Elementary	93%	Taylorville Primary	92%
Flatwoods Elementary	91%	Tuscaloosa County High	89%
Hillcrest High	93%	Vance Elementary	91%
Hillcrest Middle	94%	Walker Elementary	91%
Holt Elementary	91%	Westwood Elementary	92%
Holt High	88%		SYSTEM ADA = 90%

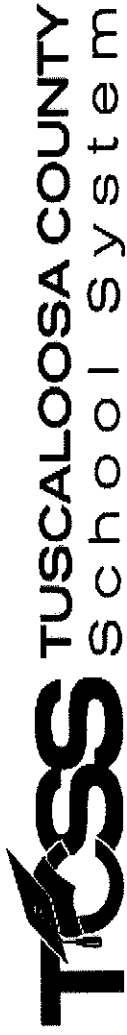


## 2021 – 2022 Average Daily Membership (ADM) Summary

(Information Taken From Year-to-Date 9<sup>th</sup> Month Report)

Big Sandy Elementary	449.43	Lake View Elementary	746.26
Brookwood Elementary	603.03	Lloyd Wood Education Center	189.88
Brookwood High	1,007.45	Matthews Elementary	391.94
Brookwood Middle	813.72	Maxwell Elementary	529.37
Buhl Elementary	221.56	Myrtlewood Elementary	255.94
Collins-Riverside Intermediate	334.76	Northport Elementary	604.80
Cottondale Elementary	442.13	Northport Intermediate	513.20
Crestmont Elementary	278.44	Northside High	481.69
Davis-Emerson Middle	389.89	Northside Middle	406.43
Duncanville Middle	466.60	Sipsey Valley High	462.95
Echols Middle	798.64	Sipsey Valley Middle	548.23
Englewood Elementary	493.70	Taylorville Primary	576.74
Faucett-Vestavia Elementary	360.33	Tuscaloosa County High	1,583.87
Flatwoods Elementary	391.37	Vance Elementary	491.99
Hillcrest High	1,282.00	Walker Elementary	742.46
Hillcrest Middle	579.74	Westwood Elementary	303.61
Holt Elementary	455.30		
Holt High	416.36		
Huntington Place Elementary	330.01		

SYSTEM ADM = 19,360.18\*  
*\*Does not include PreKs, Brewer Porch  
 nor Juvenile Detention Beds*



## 2021- 2022 Graduate Profile

SCHOOL	Alabama High School Diploma		Certificate		TOTAL
	Fall 2021	Spring 2022	Fall 2021	Spring 2022	
Brookwood	0	208	0	1	209
Hillcrest	0	273	0	1	274
Holt	0	51	0	2	53
Lloyd Wood Ed Ctr	0	0	0	4	4
Northside	0	94	0	5	99
Sipsey Valley	0	92	0	0	92
Tuscaloosa County	0	343	0	0	343
<b>TOTAL</b>	<b>0</b>	<b>1,061</b>	<b>0</b>	<b>13</b>	<b>1,074</b>



## 2021 – 2022 Dropout Profile

### CODE/REASON

	D01	D02	D03	D04	D05	D06	D07	D08	D09	D10	D11	D12	D13	D14	D15	D16
BHS	0	3	0	0	1	0	0	2	0	0	0	0	0	0	0	1
HCHS	0	0	0	0	0	0	0	16	0	0	0	0	0	0	0	0
HHS	0	0	0	0	0	0	0	0	0	0	0	0	0	0	8	0
LWEC	0	0	0	0	0	0	0	0	0	0	0	0	0	0	0	0
NHS	0	0	0	0	0	0	0	0	0	0	0	0	0	0	0	3
SVHS	0	0	0	0	0	0	0	3	0	0	0	0	0	0	0	0
TCHS	0	0	0	0	0	0	0	0	0	0	0	0	0	0	19	1

D01 – Failed AHSGE  
 D02 – Academic Difficulties  
 D03 – Marriage  
 D04 – Pregnancy

D05 – Employment  
 D06 – Physical Illness  
 D07 – Language Difficulties  
 D08 – Dislike of School

D09 – Needed at Home  
 D10 – Parental Influence  
 D11 – Student-Staff Relations  
 D12 – Relationship with Family

D13 – Entered Military Service  
 D14 – Behavior Problems  
 D15 – Other Known Reasons  
 D16 – Reasons Unknown

## Dropouts 2012 – 2013 through 2021 – 2022

<u>YEAR</u>	<u>TOTAL</u>
2012-2013	142
2013-2014	84
2014-2015	107
2015-2016	103
2016-2017	65
2017-2018	67
2018-2019	66
2019-2020	61
2020-2021	60
2021-2022	57



**2021 – 2022 Retention Report: Elementary Schools**  
 (Information Taken From 180-Day Report)

SCHOOL	K	1	2	3	4	5	TOTAL
Big Sandy	5	6	8	4	0	0	23
Brookwood	7	8	9	8	0	8	40
Buhl	4	3	0	0	0	na	7
Cottondale	5	3	2	0	0	0	10
Crestmont	4	5	3	0	0	na	12
Englewood	na	na	na	2	0	0	2
Faucett-Vestavia	6	2	1	0	0	na	9
Flatwoods	5	6	6	6	0	na	23
Holt	5	8	4	6	0	1	24
Huntington Place	na	na	na	1	0	na	1
Lake View	13	17	3	1	2	2	38
Lloyd Wood	0	0	0	0	0	0	0
Matthews	6	4	0	0	1	na	11
Maxwell	11	8	2	4	0	0	25
Myrtlewood	2	1	3	1	0	na	7
Northport	14	12	2	na	na	na	28
Taylorville	3	7	2	na	na	na	12
Vance	3	1	1	0	0	0	5
Walker	13	13	9	7	1	0	43
Westwood	4	5	3	1	0	na	13
<b>TOTAL</b>	<b>110</b>	<b>109</b>	<b>58</b>	<b>41</b>	<b>4</b>	<b>11</b>	<b>333</b>





**2021 – 2022 Retention Report: Middle/Intermediate Schools**  
 (Information Taken From 180-Day Report)

SCHOOL	5	6	7	8	TOTAL
Brookwood	na	6	5	4	15
Collins-Riverside	1	5	na	na	6
Davis-Emerson	na	3	26	31	60
Duncanville	na	0	1	5	6
Echols	na	na	28	1	29
Hillcrest	na	16	10	9	35
Lloyd Wood	0	0	0	0	0
Northport	0	1	na	na	1
Northside	na	1	0	1	2
Sipsey Valley	2	10	0	13	25
<b>TOTAL</b>	<b>3</b>	<b>42</b>	<b>70</b>	<b>64</b>	<b>179</b>

**2021 – 2022 Retention Report: High Schools**

SCHOOL	9	10	11	12	TOTAL
Brookwood	6	8	4	12	30
Hillcrest	17	13	11	12	53
Holt	10	2	3	2	17
Lloyd Wood	0	0	0	3	3
Northside	7	1	3	5	16
Sipsey Valley	2	10	1	4	17
Tuscaloosa County	46	35	23	22	126
<b>TOTAL</b>	<b>88</b>	<b>69</b>	<b>45</b>	<b>60</b>	<b>262</b>



## 2021 - 2022 Student Services Department Report

The responsibilities of the Student Services Department include:

- Student Discipline (Code of Conduct, Alternative School Programs, and IMPACT Program)
- Student Attendance (Early Warning Truancy Prevention Program and ATTEND Program, 20-Day Attendance Reports, and End-of-Year Reporting to the Alabama State Department of Education)
- Student Enrollment
- Zoning Determination and Compliance
- Social Services
- Mental Health Services
- 504 Rehabilitation Act
- McKinney-Vento Students (Homeless/Unaccompanied Youth)
- School Safety
- Bullying and Violence Prevention
- Homebound Services
- Student Records
- Employees Child(ren) Transfer Requests
- System-wide Annual Attendance Report

### The Attendance Officer's Report

Total Number of Attendance Referrals/Zone Investigations	252
Total Number of Early Warning Truancy Prevention Program (EWP) Sessions	5
Total Number of Students That Were Scheduled for EWP	93
Total Number of Non-Compliance Attendance Referrals	6
Total Number of Home Visits	26
Total Number of On-Site School Visits <i>Includes Social Worker supervision meetings</i>	113



## Discipline Report

The IMPACT Program did not meet during the  
2021-2022 school year due to the COVID-19 Pandemic.

Student Hearings Conducted	196
Students Who Attended Project B.E.T.H.E.L.	13
Students Who Attended The SPAN Program	20
Students Who Were Expelled	6
Students Referred to GRAD Academy	70
Students Placed on Remote Learning Due to Discipline Reasons	30
Student that Withdrew for Discipline Reasons	9
Students that Returned to School Following Their Disciplinary Conference	46

## McKinney-Vento Report

Students Identified as McKinney-Vento	105
McKinney-Vento Students Transported by TCSS	26
McKinney-Vento Families Paid Mileage for Transporting Their Own Child(ren) to School	3
Money Spent on Mileage	\$4,688.42

Elementary

- Big Sandy
- Brookwood
- Buhl
- Cottondale
- Crestmont
- Englewood
- Faucet-Vestavia
- Flatwoods
- Holt
- Huntington Place
- Lake View
- Matthews
- Maxwell
- Myrtlewood
- Taylorville
- Vance
- Walker
- Westwood

Middle & Intermediate


- Brookwood
- Collins-Riverside
- Davis Emerson
- Duncanville
- Echols
- Hillcrest
- Northport
- Sipse Valley

High

- Hillcrest
- Holt
- Sipse Valley
- Tuscaloosa County

# TUSCALOOSA'S ONE PLACE SOCIAL WORKERS AT TCCSS

## 2021-2022



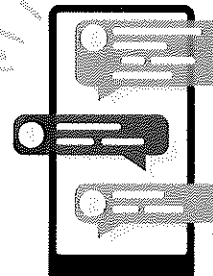
Supporting social & emotional needs of students in our schools, while concurrently strengthening families and communities through partnerships & engagement.

16,238 Students served by 16 Social Workers



10,989 Student Contacts

\*individual & small group sessions



3,511 Parent Contacts

\*face-to-face, phone consults, meetings, open houses, PTO meetings

1,133 Crisis Interventions



89 Suicide Protocols

220 Families served with holiday meals and/or gifts through TOP




315 Home Visits

1,288 Families served with concrete services through \$7,000 FACT grant

1,747 Agency Referrals

\*assistance with food, clothing, counseling, home goods, school supplies, personal health items and holiday needs.

145 DHR Reports





## Mental Health Report

### Mental Health Services...

- Rhithm App: Social Emotional Assessment for each student across the District
- Student Welfare Response Team Training for all Principals, Assistant Principals, Counselors, Social Workers, and Other Team Members from Schools that were added by their administrative team
- Report Card Conference Training
- Whole Child Initiative (Partnership with The University of Alabama)
- Mental Health Awareness Month (May) – student activity books were purchased for all elementary schools for awareness, district wide dress-up day – “Go Green for Mental Health”
- Social media production
- TCSS Cares monthly newsletter for students, parents, faculty, and staff
- Response training with all 6<sup>th</sup> Graders
- QPR training with all 9<sup>th</sup> Graders
- TCSS U
- Parent Teacher Leadership Academy
- PRIDE of Tuscaloosa Parent Night
- Loss of six students this school year – provide multiple days of grief counseling for students and faculty
- Crisis Reports submitted to Alabama State Department of Education – 386 Total
  - ❖ Elementary School – 127 Total
 

Suicidal Ideation – 94	Death – Non-Suicide – 2
Suicide Attempt – 1	Homicide Ideations – 21
Death By Suicide – 0	Non-Suicidal Self-Injurious Behaviors – 9
  - ❖ Middle/Intermediate School – 170 Total
 

Suicidal Ideation – 125	Death – Non-Suicide – 0
Suicide Attempt – 4	Homicide Ideations – 6
Death By Suicide – 0	Non-Suicidal Self-Injurious Behaviors – 35
  - ❖ High School – 89 Total
 

Suicidal Ideation – 70	Death – Non-Suicide – 4
Suicide Attempt – 2	Homicide Ideations – 0
Death By Suicide – 0	Non-Suicidal Self-Injurious Behaviors – 13



**2021 – 2022 Number of Students with Chronic Absences by School**  
 (Chronic absence is defined as missing 18 or more days of school)

Big Sandy Elementary	18	Huntington Place Elementary	5
Brookwood Elementary	61	Lake View Elementary	25
Brookwood High	118	Lloyd Wood Education Center	70
Brookwood Middle	83	Matthews Elementary	78
Buhl Elementary	23	Maxwell Elementary	47
Collins-Riverside Middle	49	Myrtlewood Elementary	13
Cottondale Elementary	58	Northport Elementary	14
Crestmont Elementary	87	Northport Intermediate	39
Davis-Emerson Middle	53	Northside High	74
Duncanville Middle	23	Northside Middle	27
Echols Middle	139	Sipsey Valley High	80
Englewood Elementary	40	Sipsey Valley Middle	24
Faucett-Vestavia Elementary	28	Taylorville Primary	52
Flatwoods Elementary	80	Tuscaloosa County High	325
Hillcrest High	151	Vance Elementary	70
Hillcrest Middle	32	Walker Elementary	16
Holt Elementary	83	Westwood Elementary	12
Holt High	84	Total =	2,181

# Student Incident Reports (SIR)

## Incident Counts by Behavior and by Action

Big Sandy Elementary School

21-22 Year

### Incident Management

#### Incident Counts by Behavior

Date Range Prior School Year 8/20/2020 to 5/28/2021

			Incident Element Behavior
<b>13</b>	Defiance	<b>2</b>	Disobedience
<b>1</b>	Fighting	<b>2</b>	Other Incident
<b>2</b>	Profanity/Vulgarity	<b>2</b>	Sexual Harassment

Big Sandy Elementary School

21-22 Year

### Incident Management

#### Incident Counts by Action

Date Range Prior School Year 8/20/2020 to 5/28/2021

			Incident Element Action
<b>1</b>	Corporal Punishment	<b>6</b>	Local Use
<b>15</b>	Suspended/Out of School		

# Student Incident Reports (SIR)

## Incident Counts by Behavior and by Action

Brookwood Elementary School

21-22 Year

### Incident Management

#### Incident Counts by Behavior

Date Range Prior School Year 8/20/2020 to 5/28/2021

			Incident Element	Behavior
<b>1</b>	Assault	<b>4</b>	Defiance	
<b>7</b>	Disorderly Conduct	<b>3</b>	Fighting	
<b>1</b>	Inciting a Disturbance	<b>10</b>	Other Incident	
<b>1</b>	Sexual Offenses, Other	<b>5</b>	Threat/Intimidation	
<b>1</b>	Tobacco, Use			

Brookwood Elementary School

21-22 Year

### Incident Management

#### Incident Counts by Action

Date Range Prior School Year 8/20/2020 to 5/28/2021

			Incident Element	Action
<b>1</b>	Alternative Program/School Plac...	<b>1</b>	Local Use	
<b>32</b>	Suspended/Out of School			



# Student Incident Reports (SIR)

## Incident Counts by Behavior and by Action

Brookwood High School      21-22 Year

### Incident Management

Incident Counts by Behavior		Date Range	Prior School Year	8/20/2020 to 5/28/2021	
				Incident Element	Behavior
<b>34</b>	Defiance		<b>6</b>	Disobedience	
<b>4</b>	Disorderly Conduct		<b>36</b>	Fighting	
<b>37</b>	Other Incident		<b>4</b>	Profanity/Vulgarity	
<b>7</b>	Threat/Intimidation		<b>26</b>	Tobacco, Possession	
<b>9</b>	Tobacco, Use		<b>4</b>	Unauthorized Absence	

Brookwood High School      21-22 Year

### Incident Management

Incident Counts by Action		Date Range	Prior School Year	8/20/2020 to 5/28/2021	
				Incident Element	Action
<b>6</b>	Alternative Program/School Plac...		<b>12</b>	Local Use	
<b>181</b>	Suspended/Out of School		<b>1</b>	Suspended/Pending Due Process.	

# Student Incident Reports (SIR)

## Incident Counts by Behavior and by Action

Brookwood Middle School

21-22 Year

### Incident Management

#### Incident Counts by Behavior

Date Range Prior School Year 8/20/2020 to 5/28/2021

			Incident Element	Behavior
<b>10</b>	Defiance	<b>8</b>	Disobedience	
<b>15</b>	Disorderly Conduct	<b>36</b>	Fighting	
<b>4</b>	Harassment	<b>49</b>	Other Incident	
<b>5</b>	Profanity/Vulgarity	<b>10</b>	Threat/Intimidation	
<b>18</b>	Tobacco, Possession	<b>3</b>	Unauthorized Communication De..	

Brookwood Middle School

21-22 Year

### Incident Management

#### Incident Counts by Action

Date Range Prior School Year 8/20/2020 to 5/28/2021

			Incident Element	Action
<b>3</b>	Alternative Program/School Plac...	<b>7</b>	Local Use	
<b>169</b>	Suspended/Out of School			

# Student Incident Reports (SIR)

## Incident Counts by Behavior and by Action

Buhl Elementary School      21-22 Year

### Incident Management

#### Incident Counts by Behavior

Date Range    Prior School Year      8/20/2020 to 5/28/2021

			Incident Element    Behavior
<b>2</b>	Defiance	<b>4</b>	Disobedience
<b>28</b>	Disorderly Conduct	<b>5</b>	Local Use
<b>2</b>	Other Incident	<b>1</b>	Other Weapon, Possession
<b>1</b>	Threat/Intimidation		

Buhl Elementary School      21-22 Year

### Incident Management

#### Incident Counts by Action

Date Range    Prior School Year      8/20/2020 to 5/28/2021

			Incident Element    Action
<b>37</b>	Local Use	<b>6</b>	Suspended/Out of School

# Student Incident Reports (SIR)

## Incident Counts by Behavior and by Action

Collins-Riverside Intermediate School

21-22 Year

### Incident Management

#### Incident Counts by Behavior

Date Range Prior School Year 8/20/2020 to 5/28/2021

			Incident Element Behavior
<b>33</b>	Defiance	<b>13</b>	Disobedience
<b>42</b>	Disorderly Conduct	<b>31</b>	Fighting
<b>3</b>	Harassment	<b>7</b>	Other Incident
<b>3</b>	Profanity/Vulgarity	<b>4</b>	Threat/Intimidation
<b>12</b>	Tobacco, Possession	<b>11</b>	Tobacco, Use

Collins-Riverside Intermediate School

21-22 Year

### Incident Management

#### Incident Counts by Action

Date Range Prior School Year 8/20/2020 to 5/28/2021

			Incident Element Action
<b>6</b>	Alternative Program/School Plac...	<b>2</b>	Local Use
<b>161</b>	Suspended/Out of School		

# Student Incident Reports (SIR)

## Incident Counts by Behavior and by Action

Cottondale Elementary School

21-22 Year

### Incident Management

#### Incident Counts by Behavior

Date Range Prior School Year 8/20/2020 to 5/28/2021

			Incident Element Behavior
<b>2</b>	Defiance	<b>5</b>	Disobedience
<b>11</b>	Disorderly Conduct	<b>6</b>	Fighting
<b>1</b>	Knife, Possession	<b>4</b>	Local Use
<b>1</b>	Other/Unknown Weapon, Posses..	<b>2</b>	Profanity/Vulgarity
<b>2</b>	Threat/Intimidation		

Cottondale Elementary School

21-22 Year

### Incident Management

#### Incident Counts by Action

Date Range Prior School Year 8/20/2020 to 5/28/2021

			Incident Element Action
<b>1</b>	In School Intervention	<b>8</b>	Local Use
<b>25</b>	Suspended/Out of School		

# Student Incident Reports (SIR)

## Incident Counts by Behavior and by Action

Crestmont Elementary School      21-22 Year

### Incident Management

#### Incident Counts by Behavior

Date Range    Prior School Year      8/20/2020 to 5/28/2021

			Incident Element	Behavior
<b>3</b>	Defiance	<b>1</b>	Disobedience	
<b>2</b>	Disorderly Conduct	<b>2</b>	Fighting	
<b>1</b>	Threat/Intimidation			

Crestmont Elementary School      21-22 Year

### Incident Management

#### Incident Counts by Action

Date Range    Prior School Year      8/20/2020 to 5/28/2021

			Incident Element	Action
<b>9</b>	Suspended/Out of School			

# Student Incident Reports (SIR)

## Incident Counts by Behavior and by Action

Davis-Emerson Middle School

21-22 Year

### Incident Management

#### Incident Counts by Behavior

Date Range Prior School Year 8/20/2020 to 5/28/2021

			Incident Element Behavior
<b>25</b>	Defiance	<b>12</b>	Disobedience
<b>31</b>	Disorderly Conduct	<b>2</b>	Drug, Possession
<b>51</b>	Fighting	<b>61</b>	Local Use
<b>3</b>	Other Incident	<b>4</b>	Profanity/Vulgarity
<b>5</b>	Threat/Intimidation	<b>9</b>	Tobacco, Possession

Davis-Emerson Middle School

21-22 Year

### Incident Management

#### Incident Counts by Action

Date Range Prior School Year 8/20/2020 to 5/28/2021

			Incident Element Action
<b>4</b>	Alternative Program/School Plac...	<b>65</b>	Local Use
<b>151</b>	Suspended/Out of School		

# Student Incident Reports (SIR)

## Incident Counts by Behavior and by Action

Duncanville Middle School      21-22 Year

### Incident Management

#### Incident Counts by Behavior

Date Range    Prior School Year      8/20/2020 to 5/28/2021

			Incident Element    Behavior
<b>1</b>	Alcohol, Possession	<b>7</b>	Defiance
<b>2</b>	Disobedience	<b>2</b>	Drug, Possession
<b>24</b>	Fighting	<b>9</b>	Inciting a Disturbance
<b>39</b>	Other Incident	<b>9</b>	Profanity/Vulgarity
<b>4</b>	Threat/Intimidation	<b>8</b>	Tobacco, Possession

Duncanville Middle School      21-22 Year

### Incident Management

#### Incident Counts by Action

Date Range    Prior School Year      8/20/2020 to 5/28/2021

			Incident Element    Action
<b>1</b>	Alternative Program/School Plac...	<b>4</b>	Local Use
<b>108</b>	Suspended/Out of School		



# Student Incident Reports (SIR)

## Incident Counts by Behavior and by Action

Echols Middle School

21-22 Year

### Incident Management

Incident Counts by Behavior		Date Range	Prior School Year	8/20/2020 to 5/28/2021	
				Incident Element	Behavior
<b>27</b>	Defiance		<b>15</b>	Disobedience	
<b>61</b>	Disorderly Conduct		<b>6</b>	Drug, Possession	
<b>40</b>	Fighting		<b>13</b>	Local Use	
<b>14</b>	Other Incident		<b>4</b>	Sexual Offenses, Other	
<b>18</b>	Tobacco, Possession		<b>14</b>	Tobacco, Use	

Echols Middle School

21-22 Year

### Incident Management

Incident Counts by Action		Date Range	Prior School Year	8/20/2020 to 5/28/2021	
				Incident Element	Action
<b>15</b>	Alternative Program/School Plac...		<b>16</b>	Local Use	
<b>210</b>	Suspended/Out of School				

# Student Incident Reports (SIR)

## Incident Counts by Behavior and by Action

Englewood Elementary School      21-22 Year

### Incident Management

#### Incident Counts by Behavior

Date Range    Prior School Year      8/20/2020 to 5/28/2021

			Incident Element    Behavior
<b>10</b>	Assault	<b>14</b>	Defiance
<b>4</b>	Disobedience	<b>37</b>	Disorderly Conduct
<b>31</b>	Fighting	<b>3</b>	Harassment
<b>2</b>	Local Use	<b>3</b>	Profanity/Vulgarity
<b>3</b>	Threat/Intimidation	<b>5</b>	Tobacco, Use

Englewood Elementary School      21-22 Year

### Incident Management

#### Incident Counts by Action

Date Range    Prior School Year      8/20/2020 to 5/28/2021

			Incident Element    Action
<b>1</b>	Alternative Program/School Plac...	<b>12</b>	Local Use
<b>105</b>	Suspended/Out of School		

# Student Incident Reports (SIR)

## Incident Counts by Behavior and by Action

Faucett Vestavia Elementary School

21-22 Year

### Incident Management

#### Incident Counts by Behavior

Date Range Prior School Year 8/20/2020 to 5/28/2021

Incident Element Behavior

**10** Other Incident

Faucett Vestavia Elementary School

21-22 Year

### Incident Management

#### Incident Counts by Action

Date Range Prior School Year 8/20/2020 to 5/28/2021

Incident Element Action

**1** Local Use

**9** Suspended/Out of School

# Student Incident Reports (SIR)

## Incident Counts by Behavior and by Action

Flatwoods Elementary School      21-22 Year

### Incident Management

#### Incident Counts by Behavior

Date Range    Prior School Year      8/20/2020 to 5/28/2021

			Incident Element	Behavior
<b>1</b>	Arson	<b>1</b>	Defiance	
<b>2</b>	Disobedience	<b>6</b>	Disorderly Conduct	
<b>3</b>	Fighting	<b>2</b>	Other Weapon, Possession	
<b>2</b>	Other Weapon, Use	<b>1</b>	Sexual Harassment	

Flatwoods Elementary School      21-22 Year

### Incident Management

#### Incident Counts by Action

Date Range    Prior School Year      8/20/2020 to 5/28/2021

			Incident Element	Action
<b>1</b>	Alternative Program/School Plac...	<b>17</b>	Suspended/Out of School	

# Student Incident Reports (SIR)

## Incident Counts by Behavior and by Action

Hillcrest High School      21-22 Year

### Incident Management

#### Incident Counts by Behavior

Date Range    Prior School Year      8/20/2020 to 5/28/2021

			Incident Element    Behavior
<b>9</b>	Defiance	<b>16</b>	Disobedience
<b>18</b>	Disorderly Conduct	<b>6</b>	Drug, Possession
<b>34</b>	Fighting	<b>8</b>	Inciting a Disturbance
<b>35</b>	Other Incident	<b>14</b>	Profanity/Vulgarity
<b>16</b>	Tobacco, Possession	<b>4</b>	Tobacco, Use

Hillcrest High School      21-22 Year

### Incident Management

#### Incident Counts by Action

Date Range    Prior School Year      8/20/2020 to 5/28/2021

			Incident Element    Action
<b>7</b>	Alternative Program/School Plac...	<b>8</b>	Local Use
<b>172</b>	Suspended/Out of School		

# Student Incident Reports (SIR)

## Incident Counts by Behavior and by Action

Hillcrest Middle School      21-22 Year

### Incident Management

#### Incident Counts by Behavior

Date Range    Prior School Year      8/20/2020 to 5/28/2021

			Incident Element    Behavior
<b>9</b>	Assault	<b>5</b>	Defiance
<b>20</b>	Disobedience	<b>25</b>	Disorderly Conduct
<b>30</b>	Fighting	<b>3</b>	Harassment
<b>5</b>	Profanity/Vulgarity	<b>4</b>	Threat/Intimidation
<b>5</b>	Tobacco, Possession	<b>5</b>	Tobacco, Use

Hillcrest Middle School      21-22 Year

### Incident Management

#### Incident Counts by Action

Date Range    Prior School Year      8/20/2020 to 5/28/2021

			Incident Element    Action
<b>7</b>	Local Use	<b>118</b>	Suspended/Out of School

# Student Incident Reports (SIR)

## Incident Counts by Behavior and by Action

Holt Elementary School      21-22 Year

### Incident Management

#### Incident Counts by Behavior

Date Range    Prior School Year      8/20/2020 to 5/28/2021

			Incident Element    Behavior
<b>16</b>	Defiance	<b>8</b>	Disobedience
<b>12</b>	Disorderly Conduct	<b>1</b>	Drug, Possession
<b>1</b>	Fighting	<b>1</b>	Harassment
<b>160</b>	Local Use	<b>3</b>	Threat/Intimidation
<b>1</b>	Tobacco, Possession	<b>1</b>	Unauthorized Communication De..

Holt Elementary School      21-22 Year

### Incident Management

#### Incident Counts by Action

Date Range    Prior School Year      8/20/2020 to 5/28/2021

			Incident Element    Action
<b>162</b>	Local Use	<b>42</b>	Suspended/Out of School

# Student Incident Reports (SIR)

## Incident Counts by Behavior and by Action

Holt High School      21-22 Year

### Incident Management

Incident Counts by Behavior		Date Range	Prior School Year	8/20/2020 to 5/28/2021
				Incident Element    Behavior
<b>3</b>	Alcohol, Possession		<b>12</b>	Defiance
<b>4</b>	Disobedience		<b>17</b>	Disorderly Conduct
<b>5</b>	Drug, Possession		<b>3</b>	Drug, Use
<b>18</b>	Fighting		<b>6</b>	Other Incident
<b>4</b>	Threat/Intimidation		<b>8</b>	Tobacco, Possession

Holt High School      21-22 Year

### Incident Management

Incident Counts by Action		Date Range	Prior School Year	8/20/2020 to 5/28/2021
				Incident Element    Action
<b>6</b>	Alternative Program/School Plac...		<b>1</b>	Local Use
<b>95</b>	Suspended/Out of School			



# Student Incident Reports (SIR)

## Incident Counts by Behavior and by Action

Huntington Place Elementary School

21-22 Year

### Incident Management

#### Incident Counts by Behavior

Date Range Prior School Year 8/20/2020 to 5/28/2021

			Incident Element Behavior
<b>1</b>	Assault	<b>4</b>	Defiance
<b>19</b>	Disorderly Conduct	<b>2</b>	Fighting
<b>1</b>	Local Use	<b>1</b>	Other Weapon, Possession

Huntington Place Elementary School

21-22 Year

### Incident Management

#### Incident Counts by Action

Date Range Prior School Year 8/20/2020 to 5/28/2021

			Incident Element Action
<b>1</b>	Local Use	<b>27</b>	Suspended/Out of School

# Student Incident Reports (SIR)

## Incident Counts by Behavior and by Action

Lake View Elementary School      21-22 Year

### Incident Management

#### Incident Counts by Behavior

Date Range    Prior School Year      8/20/2020 to 5/28/2021

			Incident Element    Behavior
<b>1</b>	Defiance	<b>12</b>	Disobedience
<b>21</b>	Disorderly Conduct	<b>1</b>	Fighting
<b>3</b>	Harassment	<b>3</b>	Profanity/Vulgarity
<b>3</b>	Threat/Intimidation	<b>1</b>	Tobacco, Possession
<b>1</b>	Unauthorized Communication De..		

Lake View Elementary School      21-22 Year

### Incident Management

#### Incident Counts by Action

Date Range    Prior School Year      8/20/2020 to 5/28/2021

			Incident Element    Action
<b>1</b>	In School Intervention	<b>45</b>	Suspended/Out of School

# Student Incident Reports (SIR) Incident Counts by Behavior and by Action

Lloyd Wood Education Center 21-22 Year

## Incident Management

### Incident Counts by Behavior

Date Range Prior School Year 8/20/2020 to 5/28/2021

Incident Element Behavior

**1** Sexual Harassment

Lloyd Wood Education Center 21-22 Year

## Incident Management

### Incident Counts by Action

Date Range Prior School Year 8/20/2020 to 5/28/2021

Incident Element Action

**1** Suspended/Out of School

# Student Incident Reports (SIR)

## Incident Counts by Behavior and by Action

Matthews Elementary School      21-22 Year

### Incident Management

#### Incident Counts by Behavior

Date Range    Prior School Year      8/20/2020 to 5/28/2021

**5**      Defiance

**13**     Disorderly Conduct

**8**      Other Incident

	Incident Element	Behavior
<b>6</b>	Disobedience	
<b>14</b>	Fighting	
<b>1</b>	Tobacco, Use	

Matthews Elementary School      21-22 Year

### Incident Management

#### Incident Counts by Action

Date Range    Prior School Year      8/20/2020 to 5/28/2021

**3**      Corporal Punishment

	Incident Element	Action
<b>44</b>	Suspended/Out of School	

# Student Incident Reports (SIR)

## Incident Counts by Behavior and by Action

Maxwell Elementary School      21-22 Year

### Incident Management

#### Incident Counts by Behavior

Date Range    Prior School Year      8/20/2020 to 5/28/2021

			Incident Element	Behavior
<b>5</b>	Defiance	<b>2</b>	Disobedience	
<b>6</b>	Disorderly Conduct	<b>7</b>	Fighting	
<b>5</b>	Other Incident	<b>16</b>	Profanity/Vulgarity	

Maxwell Elementary School      21-22 Year

### Incident Management

#### Incident Counts by Action

Date Range    Prior School Year      8/20/2020 to 5/28/2021

			Incident Element	Action
<b>1</b>	Local Use	<b>40</b>	Suspended/Out of School	

# Student Incident Reports (SIR)

## Incident Counts by Behavior and by Action

Myrtlewood Elementary School

21-22 Year

### Incident Management

#### Incident Counts by Behavior

Date Range Prior School Year 8/20/2020 to 5/28/2021

			Incident Element Behavior
<b>1</b>	Assault	<b>4</b>	Disorderly Conduct
<b>9</b>	Fighting	<b>2</b>	Local Use
<b>4</b>	Other Incident	<b>1</b>	Profanity/Vulgarity
<b>1</b>	Theft/Larceny	<b>2</b>	Threat/Intimidation

Myrtlewood Elementary School

21-22 Year

### Incident Management

#### Incident Counts by Action

Date Range Prior School Year 8/20/2020 to 5/28/2021

			Incident Element Action
<b>2</b>	Local Use	<b>21</b>	Suspended/Out of School

# Student Incident Reports (SIR)

## Incident Counts by Behavior and by Action

Northport Elementary School      21-22 Year

### Incident Management

#### Incident Counts by Behavior

Date Range    Prior School Year      8/20/2020 to 5/28/2021

**4**      Defiance

**4**      Disorderly Conduct

Incident Element    Behavior

Northport Elementary School      21-22 Year

### Incident Management

#### Incident Counts by Action

Date Range    Prior School Year      8/20/2020 to 5/28/2021

**8**      Suspended/Out of School

Incident Element    Action

# Student Incident Reports (SIR)

## Incident Counts by Behavior and by Action

Northport Intermediate School      21-22 Year

### Incident Management

#### Incident Counts by Behavior

Date Range    Prior School Year      8/20/2020 to 5/28/2021

			Incident Element	Behavior
<b>1</b>	Assault	<b>1</b>	Defiance	
<b>1</b>	Disobedience	<b>14</b>	Disorderly Conduct	
<b>2</b>	Fighting	<b>2</b>	Other Weapon, Possession	
<b>2</b>	Sexual Harassment			

Northport Intermediate School      21-22 Year

### Incident Management

#### Incident Counts by Action

Date Range    Prior School Year      8/20/2020 to 5/28/2021

			Incident Element	Action
<b>23</b>	Suspended/Out of School			



# Student Incident Reports (SIR)

## Incident Counts by Behavior and by Action

Northside High School

21-22 Year

### Incident Management

#### Incident Counts by Behavior

Date Range Prior School Year 8/20/2020 to 5/28/2021

			Incident Element Behavior
<b>20</b>	Defiance	<b>3</b>	Disobedience
<b>19</b>	Disorderly Conduct	<b>3</b>	Drug, Possession
<b>6</b>	Fighting	<b>28</b>	Other Incident
<b>14</b>	Profanity/Vulgarity	<b>4</b>	Threat/Intimidation
<b>10</b>	Tobacco, Possession	<b>18</b>	Unauthorized Absence

Northside High School

21-22 Year

### Incident Management

#### Incident Counts by Action

Date Range Prior School Year 8/20/2020 to 5/28/2021

			Incident Element Action
<b>4</b>	Alternative Program/School Plac...	<b>2</b>	Local Use
<b>132</b>	Suspended/Out of School		

# Student Incident Reports (SIR)

## Incident Counts by Behavior and by Action

Northside Middle School      21-22 Year

### Incident Management

#### Incident Counts by Behavior

Date Range    Prior School Year      8/20/2020 to 5/28/2021

			Incident Element	Behavior
<b>3</b>	Defiance	<b>3</b>	Disobedience	
<b>18</b>	Disorderly Conduct	<b>2</b>	Drug, Possession	
<b>14</b>	Fighting	<b>1</b>	Inappropriate Use of Technology	
<b>44</b>	Other Incident	<b>8</b>	Threat/Intimidation	
<b>6</b>	Tobacco, Possession	<b>1</b>	Tobacco, Sale	

Northside Middle School      21-22 Year

### Incident Management

#### Incident Counts by Action

Date Range    Prior School Year      8/20/2020 to 5/28/2021

			Incident Element	Action
<b>2</b>	Alternative Program/School Plac...	<b>3</b>	Local Use	
<b>99</b>	Suspended/Out of School			

# Student Incident Reports (SIR)

## Incident Counts by Behavior and by Action

Sipsey Valley High School

21-22 Year

### Incident Management

#### Incident Counts by Behavior

Date Range Prior School Year 8/20/2020 to 5/28/2021

			Incident Element	Behavior
<b>7</b>	Defiance	<b>7</b>	Disobedience	
<b>4</b>	Disorderly Conduct	<b>2</b>	Drug, Possession	
<b>23</b>	Fighting	<b>37</b>	Other Incident	
<b>5</b>	Threat/Intimidation	<b>7</b>	Tobacco, Possession	
<b>4</b>	Tobacco, Use	<b>5</b>	Unauthorized Absence	

Sipsey Valley High School

21-22 Year

### Incident Management

#### Incident Counts by Action

Date Range Prior School Year 8/20/2020 to 5/28/2021

			Incident Element	Action
<b>6</b>	Alternative Program/School Plac...	<b>1</b>	Interim Alternative Education Set..	
<b>4</b>	Local Use	<b>1</b>	Removed by a Hearing Officer	
<b>104</b>	Suspended/Out of School			

# Student Incident Reports (SIR)

## Incident Counts by Behavior and by Action

Sipsey Valley Middle School      21-22 Year

### Incident Management

#### Incident Counts by Behavior

Date Range    Prior School Year      8/20/2020 to 5/28/2021

			Incident Element	Behavior
<b>5</b>	Defiance	<b>10</b>	Disobedience	
<b>11</b>	Disorderly Conduct	<b>34</b>	Fighting	
<b>2</b>	Harassment	<b>1</b>	Inciting a Disturbance	
<b>38</b>	Other Incident	<b>3</b>	Profanity/Vulgarity	
<b>4</b>	Threat/Intimidation	<b>6</b>	Tobacco, Possession	

Sipsey Valley Middle School      21-22 Year

### Incident Management

#### Incident Counts by Action

Date Range    Prior School Year      8/20/2020 to 5/28/2021

			Incident Element	Action
<b>2</b>	Alternative Program/School Plac...	<b>2</b>	Interim Alternative Education Set..	
<b>12</b>	Local Use	<b>1</b>	Removed by a Hearing Officer	
<b>103</b>	Suspended/Out of School			

# Student Incident Reports (SIR)

## Incident Counts by Behavior and by Action

Taylorville Primary School

21-22 Year

### Incident Management

#### Incident Counts by Behavior

Date Range Prior School Year 8/20/2020 to 5/28/2021

			Incident Element Behavior
<b>7</b>	Defiance	<b>3</b>	Disobedience
<b>57</b>	Disorderly Conduct	<b>3</b>	Fighting
<b>8</b>	Local Use	<b>3</b>	Other Incident

Taylorville Primary School

21-22 Year

### Incident Management

#### Incident Counts by Action

Date Range Prior School Year 8/20/2020 to 5/28/2021

			Incident Element Action
<b>1</b>	In School Intervention	<b>12</b>	Local Use
<b>68</b>	Suspended/Out of School		

# Student Incident Reports (SIR)

## Incident Counts by Behavior and by Action

Tuscaloosa County High School

21-22 Year

### Incident Management

#### Incident Counts by Behavior

Date Range Prior School Year 8/20/2020 to 5/28/2021

			Incident Element Behavior
<b>58</b>	Defiance	<b>17</b>	Disobedience
<b>40</b>	Disorderly Conduct	<b>50</b>	Fighting
<b>5</b>	Harassment	<b>37</b>	Other Incident
<b>11</b>	Profanity/Vulgarity	<b>32</b>	Tobacco, Possession
<b>24</b>	Tobacco, Use	<b>29</b>	Unauthorized Absence

Tuscaloosa County High School

21-22 Year

### Incident Management

#### Incident Counts by Action

Date Range Prior School Year 8/20/2020 to 5/28/2021

			Incident Element Action
<b>9</b>	Alternative Program/School Plac...	<b>1</b>	Interim Alternative Education Set..
<b>4</b>	Local Use	<b>337</b>	Suspended/Out of School

# Student Incident Reports (SIR)

## Incident Counts by Behavior and by Action

Vance Elementary School

21-22 Year

### Incident Management

#### Incident Counts by Behavior

Date Range Prior School Year 8/20/2020 to 5/28/2021

			Incident Element Behavior
<b>6</b>	Defiance	<b>6</b>	Disobedience
<b>3</b>	Disorderly Conduct	<b>4</b>	Fighting
<b>1</b>	Harassment	<b>1</b>	Other Weapon, Possession
<b>1</b>	Sexual Harassment	<b>3</b>	Threat/Intimidation

Vance Elementary School

21-22 Year

### Incident Management

#### Incident Counts by Action

Date Range Prior School Year 8/20/2020 to 5/28/2021

			Incident Element Action
<b>25</b>	Suspended/Out of School		

# Student Incident Reports (SIR)

## Incident Counts by Behavior and by Action

Walker Elementary School      21-22 Year

### Incident Management

#### Incident Counts by Behavior

Date Range    Prior School Year      8/20/2020 to 5/28/2021

				Incident Element    Behavior
<b>1</b>	Disobedience	<b>14</b>		Disorderly Conduct
<b>1</b>	Fighting	<b>2</b>		Other Incident
<b>1</b>	Profanity/Vulgarity	<b>1</b>		Threat/Intimidation

Walker Elementary School      21-22 Year

### Incident Management

#### Incident Counts by Action

Date Range    Prior School Year      8/20/2020 to 5/28/2021

				Incident Element    Action
<b>1</b>	In School Intervention	<b>1</b>		Local Use
<b>18</b>	Suspended/Out of School			



# Student Incident Reports (SIR) Incident Counts by Behavior and by Action

Westwood Elementary School

21-22 Year

## Incident Management

### Incident Counts by Behavior

Date Range Prior School Year 8/20/2020 to 5/28/2021

Incident Element Behavior

**2** Disorderly Conduct

Westwood Elementary School

21-22 Year

## Incident Management

### Incident Counts by Action

Date Range Prior School Year 8/20/2020 to 5/28/2021

Incident Element Action

**1** Local Use

**1** Suspended/Out of School