



# Attendance Report

---

**2020 - 2021**

**Dr. Keri Johnson**  
Superintendent

**Mr. David Patrick**  
Deputy Superintendent

**Mr. Gregory Hurst**  
Director of Student Services

**Mr. Ty Blocker**  
Coordinator of Student Services

**Ms. Suzette Wyatt**  
Attendance Officer and Lead Social Worker

**Mrs. Angela Kelly**  
Coordinator of Mental Health Services

**Mrs. Faith Largin**  
Homebound Teacher

**Mrs. Cynthia Scott**  
Homebound Teacher

**Mrs. Brandi Hinton**  
Secretary of Student Services

---

# TABLE OF CONTENTS

Ten Year Comparative Data Profile	1
Average Daily Attendance (ADA) Summary	2
Average Daily Membership (ADM) Summary	3
Graduate Profile	4
Dropout Profile	5
Dropout Analysis – Brookwood High & Hillcrest High	6
Dropout Analysis – Holt High & Lloyd Wood Education Center	7
Dropout Analysis – Northside High & Sipse Valley High	8
Dropout Analysis – Tuscaloosa County High	9
Retention Report: Elementary Schools	10
Retention Report: Middle Schools & High Schools	11
Student Services' Department Report	12-15
Chronic Absences Numbers	16
State Department of Education ADM Report (School ADM Summary & School Enrollment Summary)	17-52
Student Incident Reports (SIR)	53-70

---



## Ten Year Comparative Data Profile

	2011-2012	2012-2013	2013-2014	2014-2015	2015-2016	2016-2017	2017-2018	2018-2019	2019-2020	2020-2021
Funding ADM	17,641	17,771	17,847	18,009	17,999	18,215	18,321	18,260	18,496	18,496
Expulsions	42	40	24	15	5	11	7	5	2	0
Suspensions (Days Suspended)	5,688	5,337	4,378	3,858	4,060	3,291	3,489	3,096	2,857	2,050
Dropouts	178	142	84	107	103	63	67	66	61	60
Graduates	976	992	1,041	1,092	1,119	1,126	1,181	1,165	1,128	*1,163

\*Number includes certificates which are not an exit document



**2020 – 2021 Average Daily Attendance (ADA) Summary**  
 (Information Taken From Year-To-Date 9<sup>th</sup> Month Report)

Big Sandy Elementary	95.76%	Holt High	91.35%
Brookwood Elementary	94.46%	Huntington Place Elementary	96.47%
Brookwood High	95.93%	Lake View Elementary	95.49%
Brookwood Middle	93.83%	Lloyd Wood Education Center	83.99%
Buhl Elementary	94.68%	Matthews Elementary	94.83%
Collins-Riverside Middle	95.13%	Maxwell Elementary	96.02%
Cottdale Elementary	95.61%	Myrtlewood Elementary	95.82%
Crestmont Elementary	95.14%	Northport Elementary	96.50%
Davis-Emerson Middle	96.15%	Northside High	96.79%
Duncanville Middle	95.95%	Northside Middle	96.07%
Echols Middle	94.09%	Sipsey Valley High	95.43%
Englewood Elementary	96.17%	Sipsey Valley Middle	94.07%
Faucett-Vestavia Elementary	96.49%	Taylorville Primary	96.18%
Flatwoods Elementary	95.23%	Tuscaloosa County High	95.32%
Hillcrest High	96.32%	Vance Elementary	95.44%
Hillcrest Middle	96.46%	Walker Elementary	96.15%
Holt Elementary	94.63%	Westwood Elementary	96.15%

SYSTEM ADA = 95.39%

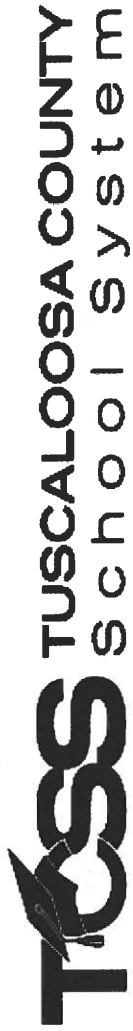


## 2020 – 2021 Average Daily Membership (ADM) Summary

(Information Taken From Year-to-Date 9<sup>th</sup> Month Report)

Big Sandy Elementary	409.75	Lake View Elementary	627.04
Brookwood Elementary	510.94	Lloyd Wood Education Center	44.22
Brookwood High	964.69	Matthews Elementary	434.07
Brookwood Middle	786.86	Maxwell Elementary	525.10
Buhl Elementary	195.65	Myrtlewood Elementary	223.70
Collins-Riverside Middle	465.53	Northport Elementary	537.26
Cottondale Elementary	368.05	Northside High	448.78
Crestmont Elementary	313.03	Northside Middle	399.68
Davis-Emerson Middle	400.62	Sipsey Valley High	484.75
Duncanville Middle	446.93	Sipsey Valley Middle	526.03
Echols Middle	792.53	Taylorville Primary	532.78
Englewood Elementary	502.58	Tuscaloosa County High	1,589.67
Faucett-Vestavia Elementary	388.66	Vance Elementary	468.33
Flatwoods Elementary	410.55	Walker Elementary	672.63
Hillcrest High	1,295.76	Westwood Elementary	251.04
Hillcrest Middle	602.69	Brewer Porch & Juvenile Detention Beds	94.00
Holt Elementary	403.04		
Holt High	399.02		
Huntington Place Elementary	530.79		

SYSTEM ADM = 18,054.75\*  
*\*Does not include PreKs, Brewer Porch  
nor Juvenile Detention Beds*



## 2020-2021 Graduate Profile

SCHOOL	Alabama High School Diploma		Certificate		TOTAL
	Fall 2020	Spring 2021	Fall 2020	Spring 2021	
Brookwood	0	197	0	0	197
Hillcrest	3	314	0	0	317
Holt	0	65	0	0	65
Lloyd Wood Ed Ctr.	0	0	1	3	4
Northside	0	117	0	0	117
Sipsey Valley	1	65	0	0	66
Tuscaloosa County	0	397	0	0	397
<b>TOTAL</b>	<b>4</b>	<b>1,155</b>	<b>1</b>	<b>3</b>	<b>1,163</b>



## 2020 – 2021 Dropout Profile

### CODE/REASON

	D01	D02	D03	D04	D05	D06	D07	D08	D09	D10	D11	D12	D13	D14	D15	D16
BHS	0	1	0	0	1	0	0	6	0	0	0	0	0	0	1	4
HCHS	0	0	0	0	0	0	0	12	0	0	0	0	0	0	0	0
HHS	0	0	0	0	0	0	0	0	0	0	0	0	0	0	15	0
LWEC	0	0	0	0	0	0	0	0	0	0	0	0	0	0	0	0
NHS	0	0	0	0	0	0	0	0	0	0	0	0	0	0	0	0
SVHS	0	1	0	0	1	0	0	1	0	0	0	0	0	0	0	0
TCHS	0	0	0	0	0	0	0	0	0	0	0	0	0	0	17	0

D01 – Failed AHSGE  
D02 – Academic Difficulties  
D03 – Marriage  
D04 – Pregnancy

D05 – Employment  
D06 – Physical Illness  
D07 – Language Difficulties  
D08 – Dislike of School

D09 – Needed at Home  
D10 – Parental Influence  
D11 – Student-Staff Relations  
D12 – Relationship with Family

D13 – Entered Military Service  
D14 – Behavior Problems  
D15 – Other Known Reasons  
D16 – Reasons Unknown

## Dropouts 2011 – 2012 through 2020 – 2021

<u>YEAR</u>	<u>TOTAL</u>
2011-2012	182
2012-2013	142
2013-2014	84
2014-2015	107
2015-2016	103
2016-2017	65
2017-2018	67
2018-2019	66
2019-2020	61
2020-2021	60

## 2020 - 2021 Dropout Analysis

(Information Taken From 180-Day Report)

### Brookwood High

Breakdown by...

Grade: 10<sup>th</sup>, 11<sup>th</sup> & 12<sup>th</sup>      Race: White  
 Gender: Male      Dropout Code: D08 (Dislike of School)

GRADE	White Male	White Female	Males of Color	Females of Color	TOTAL
9 <sup>th</sup>	1	0	0	0	1
10 <sup>th</sup>	2	2	0	0	4
11 <sup>th</sup>	1	2	1	0	4
12 <sup>th</sup>	4	0	0	0	4
<b>TOTAL</b>	<b>8</b>	<b>4</b>	<b>1</b>	<b>0</b>	<b>13</b>

### Hillcrest High

Breakdown by...

Grade: 12<sup>th</sup>      Race: Black/African American  
 Gender: Male      Dropout Code: D08 (Dislike of School)

GRADE	White Male	White Female	Males of Color	Females of Color	TOTAL
9 <sup>th</sup>	0	0	2 Black/African American	0	1
10 <sup>th</sup>	1	0	2 Black/African American	0	3
11 <sup>th</sup>	0	1	0	1 American Indian/ Alaskan Native	2
12 <sup>th</sup>	1	0	4 Black/African American	0	6
<b>TOTAL</b>	<b>2</b>	<b>1</b>	<b>4 Black/African American</b>	<b>1</b>	<b>12</b>



## 2020 - 2021 Dropout Analysis

(Information Taken From 180-Day Report)

### Holt High

Breakdown by...

Grade: 11<sup>th</sup>  
Gender: Male

Race: Black/African American  
Dropout Code: D15 (Other Known Reasons)

GRADE	White Male	White Female	Males of Color	Females of Color	TOTAL
9 <sup>th</sup>	0	0	0	0	0
10 <sup>th</sup>	0	0	1 Black/African American	0	1
11 <sup>th</sup>	2	1	3 Black/African American 2 American Indian/ Alaskan Native	1 Black/African American	9
12 <sup>th</sup>	1	2	1 Black/African American	1 Black/African American	5
TOTAL	3	3	5 Black/African American 2 American Indian/ Alaskan Native	2	15

### Lloyd Wood Education Center

Breakdown by...

Grade: na  
Gender: na

Race: na  
Dropout Code: na

GRADE	White Male	White Female	Males of Color	Females of Color	TOTAL
9 <sup>th</sup>	0	0	0	0	0
10 <sup>th</sup>	0	0	0	0	0
11 <sup>th</sup>	0	0	0	0	0
12 <sup>th</sup>	0	0	0	0	0
TOTAL	0	0	0	0	0

## 2020 - 2021 Dropout Analysis

(Information Taken From 180-Day Report)

### Northside High

Breakdown by...

Grade:	na	Race:	na
Gender:	na	Dropout Code:	na

GRADE	White Male	White Female	Males of Color	Females of Color	TOTAL
9 <sup>th</sup>	0	0	0	0	0
10 <sup>th</sup>	0	0	0	0	0
11 <sup>th</sup>	0	0	0	0	0
12 <sup>th</sup>	0	0	0	0	2
<b>TOTAL</b>	0	0	0	0	0

### Sipsev Valley High

Breakdown by...

Grade:	11 <sup>th</sup>	Race:	White
Gender:	Female	Dropout Code:	D02 (Academic Difficulties), D05 (Employment), & D08 (Dislike of School)

GRADE	White Male	White Female	Males of Color	Females of Color	TOTAL
9 <sup>th</sup>	0	0	0	0	0
10 <sup>th</sup>	0	0	0	0	0
11 <sup>th</sup>	1	1	0	0	2
12 <sup>th</sup>	0	1	0	0	1
<b>TOTAL</b>	1	2	0	0	3

## 2020 - 2021 Dropout Analysis

(Information Taken From 180-Day Report)

### Tuscaloosa County High

Breakdown by...

Grade: 11<sup>th</sup>                      Race: White  
 Gender: Male                      Dropout Code: D15 (Other Known Reason)

GRADE	White Male	White Female	Males of Color	Females of Color	TOTAL
9 <sup>th</sup>	2	0	0	0	2
10 <sup>th</sup>	2	0	1 Black/African American 2 American Indian/	0	5
11 <sup>th</sup>	2	1	2 Black/African American 2 American Indian/	0	7
12 <sup>th</sup>	2	1	1 Black/African American	0	3
<b>TOTAL</b>	<b>8</b>	<b>1</b>	4 Black/African American 4 American Indian/	<b>0</b>	<b>17</b>



**2020 – 2021 Retention Report: Elementary Schools**  
 (Information Taken From 180-Day Report)

SCHOOL	K	1	2	3	4	5	TOTAL
Big Sandy	1	4	3	1	0	0	9
Brookwood	2	8	6	0	0	0	16
Buhl	7	1	4	0	0	0	12
Cottondale	3	6	5	0	0	0	14
Crestmont	3	1	0	0	0	0	4
Englewood	na	na	na	1	0	0	1
Faucett-Vestavia	3	0	1	0	0	0	4
Flatwoods	2	4	1	0	0	0	7
Holt	5	16	5	2	0	0	28
Huntington Place	na	na	na	0	1	1	2
Lake View	10	6	9	2	0	1	28
Lloyd Wood	0	0	0	0	0	0	0
Matthews	5	6	2	0	4	1	18
Maxwell	13	21	5	1	0	0	40
Myrtlewood	3	2	6	0	0	0	11
Northport	11	12	5	na	na	na	28
Taylorville	2	12	3	na	na	na	17
Vance	1	1	0	0	0	0	2
Walker	10	8	1	2	0	0	21
Westwood	4	6	1	0	0	0	11
<b>TOTAL</b>	<b>85</b>	<b>114</b>	<b>57</b>	<b>9</b>	<b>5</b>	<b>3</b>	<b>273</b>



**2020 – 2022 Retention Report: Middle Schools**  
 (Information Taken From 180-Day Report)

SCHOOL	5	6	7	8	TOTAL
Brookwood	na	5	6	8	19
Collins-Riverside	na	1	18	13	32
Davis-Emerson	na	0	3	6	9
Duncanville	na	1	6	8	15
Echols	na	17	19	18	54
Hillcrest	na	7	3	6	16
Lloyd Wood	0	0	0	0	0
Northside	na	0	0	0	0
Sipsey Valley	1	4	4	12	21
<b>TOTAL</b>	<b>1</b>	<b>35</b>	<b>59</b>	<b>71</b>	<b>166</b>

**2020 – 2021 Retention Report: High Schools**

SCHOOL	9	10	11	12	TOTAL
Brookwood	28	13	7	5	53
Hillcrest	58	38	29	26	151
Holt	24	22	5	5	56
Lloyd Wood	0	0	0	6	6
Northside	8	14	9	8	39
Sipsey Valley	+	6	3	4	22
Tuscaloosa County	81	48	38	30	197
<b>TOTAL</b>	<b>208</b>	<b>141</b>	<b>91</b>	<b>84</b>	<b>524</b>



## 2020 - 2021 Student Services Department Report

The responsibilities of the Student Services Department include:

- Student Discipline (Code of Conduct, Alternative School Programs, and IMPACT Program)
- Student Attendance (Early Warning Truancy Prevention Program and ATTEND Program, 20-Day Attendance Reports, and End-of-Year Reporting to the Alabama State Department of Education)
- Student Enrollment
- Zoning Determination and Compliance
- Social Services
- Mental Health Services
- 504 Rehabilitation Act
- McKinney-Vento Students (Homeless/Unaccompanied Youth)
- School Safety
- Bullying and Violence Prevention
- Homebound Services
- Student Records
- Employees Child(ren) Transfer Requests
- System-wide Annual Attendance Report

### The Attendance Officer's Report

The Early Warning Truancy Prevention Program and the ATTEND Program did not meet during the 2020-2021 school year due to the COVID-19 Pandemic.

Total Number of Attendance Referrals/Zone Investigations	185
Total Number of Non-Compliance Attendance Referrals	15
Total Number of Home Visits	18
Total Number of On-Site School Visits	19



## **Discipline Report**

The IMPACT Program did not meet during the 2020-2021 school year due to the COVID-19 Pandemic.

Student Hearings Conducted	85
Students Who Attended Project B.E.T.H.E.L.	8
Students Who Attended The SPAN Program	14
Students Who Were Expelled	0
Students Referred to GRAD Academy	30
Students Referred to the Elevate Program	93
Students Placed on Remote Learning Due to Discipline Reasons	11
Student that Withdrew for Discipline Reasons	1

## **McKinney-Vento Report**

Students Identified as McKinney-Vento	127
McKinney-Vento Students Transported by TCSS	28
McKinney-Vento Families Paid Mileage for Transporting Their Own Child(ren) to School	1
Money Spent on Mileage	\$1,386.41

## Placements

### Elementary

Brookwood  
Buhl  
Collins-Riverside  
Englewood  
Holt  
Lake View  
Matthews  
Maxwell  
Myrtlewood  
Taylorville  
Vance  
Walker  
Westwood

### Middle

Brookwood  
Davis Emerson  
Echols  
Hillcrest  
Northridge  
Sipsey Valley

### High

Sipsey Valley  
Tuscaloosa County

# TUSCALOOSA'S ONE PLACE SOCIAL WORKERS AT TCSS

2020-2021

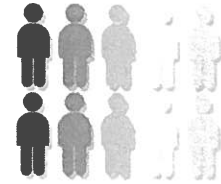
21  
SCHOOL  
Placements

\*110% increase

Supporting social & emotional needs of students in our schools, while concurrently strengthening families and communities through partnerships & engagement.

11743

Students served by



10

Social Workers

428

Crisis Interventions




4558

Student Contacts

\*individual & small group sessions

1813

Parent Contacts



\*face-to-face, phone consults, meetings, open houses, PTO meetings

60

Suicide Protocols



243

Home Visits

368

Families served with concrete services


165%  
Increase  
in DHR Reports

\*109 reports of child abuse/neglect sent to DHR

557

Agency Referrals

\*assistance with food, clothing, counseling, home goods, school supplies, personal health items and holiday needs.







## Mental Health Report

Report Card Conferencing – twice per year – 3<sup>rd</sup>, 6<sup>th</sup>, and 9<sup>th</sup> graders at  
Matthews Elementary – 44; Hillcrest Middle – 126; Holt High – 63 233

Youth Mental Health First Aid Training – 4 sessions 57

### Other Mental Health Services...

- Rhithm App: Social Emotional Assessment for each student across the District
- Student Welfare Response Team Training for all Principals, Assistant Principals, Counselors, Social Workers, and Other Team Members from Schools that were added by their administrative team
- Report Card Conference Training
- Whole Child Initiative (Partnership with The University of Alabama)
- Mental Health Awareness Month (May) – student activity books were purchased for all elementary schools for awareness, district wide dress-up day – “Go Green for Mental Health”
- Social media production
- TCSS Cares monthly newsletter for students, parents, faculty, and staff



**2020 – 2021 Number of Students with Chronic Absences by School**  
 (Chronic absence is defined as missing 18 or more days of school)

Big Sandy Elementary	25	Holt High	104
Brookwood Elementary	81	Huntington Place Elementary	15
Brookwood High	93	Lake View Elementary	47
Brookwood Middle	137	Lloyd Wood Education Center	37
Buhl Elementary	25	Matthews Elementary	60
Collins-Riverside Middle	57	Maxwell Elementary	32
Cottondale Elementary	31	Myrtlewood Elementary	15
Crestmont Elementary	29	Northport Elementary	22
Davis-Emerson Middle	53	Northside High	30
Duncanville Middle	41	Northside Middle	31
Echols Middle	118	Sipsey Valley High	63
Englewood Elementary	28	Sipsey Valley Middle	83
Faucett-Vestavia Elementary	28	Taylorville Primary	42
Flatwoods Elementary	51	Tuscaloosa County High	189
Hillcrest High	123	Vance Elementary	41
Hillcrest Middle	39	Walker Elementary	34
Holt Elementary	69	Westwood Elementary	17

Total = 1,890

# State Department of Education ADM Report

## Big Sandy Elementary

**SDE ADM Report**

**2021 - 9th Month - Net Approved**

~~Run Date: 6/4/2021 8:52:11 AM~~

School Number	School Name	Att. Days
0045	Big Sandy Elementary School	178

**School ADM Summary**

Grade	Pupil Days	Abs Days	ADM	ADA	Enrollment	Free	Reduced	%FRL	%ADA
97	269.00	0.00	1.51	1.51	5.00	0.00	0.00	0.00	100.00
98	365.00	0.00	2.05	2.05	2.00	1.00	0.00	50.00	100.00
99	6,010.00	386.00	33.76	31.60	36.00	13.00	3.00	44.44	93.58
0K	11,533.00	488.00	64.79	62.05	67.00	22.00	6.00	41.79	95.77
01	12,425.00	586.00	69.80	66.51	73.00	29.00	2.00	42.47	95.28
02	13,334.00	567.00	74.91	71.72	74.00	23.00	3.00	35.14	95.75
03	14,147.00	617.00	79.48	76.01	80.00	31.00	5.00	45.00	95.64
04	9,142.00	331.00	51.36	49.50	51.00	13.00	2.00	29.41	96.38
05	12,355.00	503.00	69.41	66.58	69.00	26.00	4.00	43.48	95.93
PK-12 Total	79,580.00	3,478.00			457.00				
0K-12 Total	72,936.00	3,092.00	409.75	392.38	414.00	144.00	22.00	40.10	95.76

**School Enrollment Summary**

Grade	Male									Female									Total	Lunch		EL Checked
	H	B	W	A	I	P	M	N	H	B	W	A	I	P	M	N	Free	Reduced		Is EL		
97	0	1	1	0	0	0	0	0	0	0	0	3	0	0	0	0	0	5	0	0	0	
98	0	0	1	0	0	0	0	0	0	0	0	1	0	0	0	0	0	2	1	0	0	
99	0	11	9	1	0	0	0	0	0	0	3	12	0	0	0	0	0	36	13	3	0	
0K	2	12	18	0	0	0	2	0	0	2	11	19	0	1	0	0	0	67	22	6	2	
01	1	18	20	0	0	0	0	0	0	3	16	12	1	0	0	2	0	73	29	2	2	
02	3	14	23	0	0	0	0	0	0	0	13	20	1	0	0	0	0	74	23	3	1	
03	2	13	23	1	0	0	0	0	0	3	19	19	0	0	0	0	0	80	31	5	4	
04	1	12	14	1	0	0	0	0	0	0	10	13	0	0	0	0	0	51	13	2	3	
05	2	16	20	0	0	0	0	0	0	0	11	20	0	0	0	0	0	69	26	4	1	
Enr Total	11	97	129	3	0	0	2	0	0	8	83	119	2	1	0	2	0	Lunch Totals	158	25	13	

**ENR Grand Total: 457**

# State Department of Education ADM Report

## Brookwood Elementary

**SDE ADM Report**

**2021 - 9th Month - Net-Approved**

~~Run Date: 6/4/2021 8:52:11 AM~~

School Number	School Name	Att. Days
0020	Brookwood Elementary School	178

**School ADM Summary**

Grade	Pupil Days	Abs Days	ADM	ADA	Enrollment	Free	Reduced	%FRL	%ADA
97	174.00	0.00	0.98	0.98	2.00	0.00	0.00	0.00	100.00
98	607.00	18.00	3.41	3.31	5.00	1.00	0.00	20.00	97.03
99	8,318.00	415.00	46.73	44.40	47.00	19.00	5.00	51.06	95.01
0K	15,220.00	882.00	85.51	80.55	90.00	52.00	10.00	68.89	94.20
01	16,742.00	988.00	94.06	88.51	92.00	57.00	2.00	64.13	94.10
02	14,643.00	666.00	82.26	78.52	84.00	35.00	13.00	57.14	95.45
03	16,289.00	947.00	91.51	86.19	95.00	51.00	5.00	58.95	94.19
04	15,465.00	822.00	86.88	82.26	85.00	37.00	5.00	49.41	94.68
05	12,588.00	736.00	70.72	66.58	71.00	38.00	3.00	57.75	94.15
PK-12 Total	100,046.00	5,474.00			571.00				
OK-12 Total	90,947.00	5,041.00	510.94	482.62	517.00	270.00	38.00	59.57	94.46

**School Enrollment Summary**

Grade	Male									Female									Total	Lunch		EL Checked
	H	B	W	A	I	P	M	N	H	B	W	A	I	P	M	N	Free	Reduced		Is EL		
97	0	0	0	0	0	0	0	0	0	0	0	2	0	0	0	0	2	0	0	0		
98	0	1	2	0	0	0	0	0	0	0	0	2	0	0	0	0	5	1	0	0		
99	0	1	24	0	1	0	1	0	1	1	1	18	0	0	0	0	47	19	5	0		
0K	1	9	37	0	0	0	0	0	1	5	36	0	0	1	0	0	90	52	10	2		
01	1	4	49	0	0	0	1	0	2	4	29	1	0	0	1	0	92	57	2	2		
02	1	4	46	0	0	0	1	0	2	3	27	0	0	0	0	0	84	35	13	2		
03	2	3	51	0	0	0	0	0	3	4	32	0	0	0	0	0	95	51	5	5		
04	2	6	33	0	0	0	0	0	1	5	38	0	0	0	0	0	85	37	5	3		
05	3	3	31	0	0	0	0	0	4	4	26	0	0	0	0	0	71	38	3	7		
Enr Total	10	31	273	0	1	0	3	0	14	26	210	1	0	1	1	0	Lunch Totals	290	43	21		

**ENR Grand Total: 571**

# State Department of Education ADM Report

## Brookwood High

**SDE ADM Report**

**2021 - 9th Month - ~~Not Approved~~**

~~Run Date: 6/4/2021 8:52:11 AM~~

School Number	School Name	Att. Days
0030	Brookwood High School	178

**School ADM Summary**

Grade	Pupil Days	Abs Days	ADM	ADA	Enrollment	Free	Reduced	%FRL	%ADA
99	3,092.00	202.00	17.37	16.24	17.00	3.00	0.00	17.65	93.47
07	1.00	0.00	0.01	0.01	0.00	0.00	0.00	0.00	100.00
09	48,869.00	2,396.00	274.54	261.08	274.00	97.00	13.00	40.15	95.10
10	46,243.00	2,004.00	259.79	248.53	250.00	80.00	22.00	40.80	95.67
11	40,202.00	1,443.00	225.85	217.75	217.00	78.00	9.00	40.09	96.41
12	36,399.00	1,143.00	204.49	198.07	203.00	59.00	12.00	34.98	96.86
<b>PK-12 Total</b>	<b>174,806.00</b>	<b>7,188.00</b>			<b>961.00</b>				
<b>OK-12 Total</b>	<b>171,714.00</b>	<b>6,986.00</b>	<b>964.69</b>	<b>925.44</b>	<b>944.00</b>	<b>314.00</b>	<b>56.00</b>	<b>39.19</b>	<b>95.93</b>

**School Enrollment Summary**

Grade	Male									Female									Total	Lunch		EL Checked
	H	B	W	A	I	P	M	N	H	B	W	A	I	P	M	N	Free	Reduced		Is EL		
99	2	2	3	0	0	0	0	0	0	0	10	0	0	0	0	0	17	3	0	0		
09	7	14	107	1	0	0	3	0	6	9	123	0	0	1	3	0	274	97	13	17		
10	9	14	107	0	1	0	3	0	4	21	89	0	0	0	2	0	250	80	22	12		
11	4	12	88	0	0	0	0	0	8	14	89	0	1	0	1	0	217	78	9	10		
12	2	12	88	0	0	0	0	0	6	5	89	0	0	0	1	0	203	59	12	7		
<b>Enr Total</b>	<b>24</b>	<b>54</b>	<b>393</b>	<b>1</b>	<b>1</b>	<b>0</b>	<b>6</b>	<b>0</b>	<b>24</b>	<b>49</b>	<b>400</b>	<b>0</b>	<b>1</b>	<b>1</b>	<b>7</b>	<b>0</b>	<b>Lunch Totals</b>	<b>317</b>	<b>56</b>	<b>46</b>		

**ENR Grand Total: 961**

# State Department of Education ADM Report

## Brookwood Middle

### SDE ADM Report

2021 - 9th Month - Not Approved

Run Date: 6/4/2021 8:52:11 AM

School Number	School Name	Att. Days
0025	Brookwood Middle School	178

### School ADM Summary

Grade	Pupil Days	Abs Days	ADM	ADA	Enrollment	Free	Reduced	%FRL	%ADA
06	45,750.00	2,864.00	257.02	240.93	254.00	102.00	19.00	47.64	93.74
07	47,675.00	2,501.00	267.84	253.79	268.00	121.00	12.00	49.63	94.75
08	46,636.00	3,283.00	262.00	243.56	262.00	113.00	13.00	48.09	92.96
PK-12 Total	140,061.00	8,648.00			784.00				
OK-12 Total	140,061.00	8,648.00	786.86	738.28	784.00	336.00	44.00	48.47	93.83

### School Enrollment Summary

Grade	Male									Female									Total	Lunch		EL Checked
	H	B	W	A	I	P	M	N	H	B	W	A	I	P	M	N	Free	Reduced		Is EL		
06	12	14	99	0	1	1	1	0	11	14	100	0	0	0	1	0	254	102	19	20		
07	12	22	94	0	0	0	2	0	9	16	112	0	1	0	0	0	268	121	12	18		
08	3	17	98	0	1	0	3	0	16	16	105	0	0	0	3	0	262	113	13	20		
Enr Total	27	53	291	0	2	1	6	0	36	46	317	0	1	0	4	0	Lunch Totals	336	44	58		

ENR Grand Total: 784

# State Department of Education ADM Report

## Buhl Elementary

### SDE ADM Report

2021 - 9th Month - Not Approved

Run Date: 6/4/2021 8:52:11 AM

School Number	School Name	Att. Days
0040	Buhl Elementary School	178

### School ADM Summary

Grade	Pupil Days	Abs Days	ADM	ADA	Enrollment	Free	Reduced	%FRL	%ADA
97	330.00	0.00	1.85	1.85	2.00	0.00	0.00	0.00	100.00
98	50.00	0.00	0.28	0.28	0.00	0.00	0.00	0.00	100.00
99	5,053.00	316.00	28.39	26.61	28.00	12.00	4.00	57.14	93.75
0K	7,058.00	440.00	39.65	37.18	39.00	22.00	3.00	64.10	93.77
01	6,645.00	392.00	37.33	35.13	36.00	26.00	3.00	80.56	94.10
02	7,350.00	391.00	41.29	39.10	41.00	18.00	2.00	48.78	94.68
03	7,108.00	298.00	39.93	38.26	41.00	18.00	5.00	56.10	95.81
04	6,665.00	332.00	37.44	35.58	38.00	14.00	3.00	44.74	95.02
PK-12 Total	40,259.00	2,169.00			225.00				
0K-12 Total	34,826.00	1,853.00	195.65	185.24	195.00	98.00	16.00	58.46	94.68

### School Enrollment Summary

Grade	Male									Female									Total	Lunch		EL Checked
	H	B	W	A	I	P	M	N	H	B	W	A	I	P	M	N	Free	Reduced		Is EL		
97	0	0	2	0	0	0	0	0	0	0	0	0	0	0	0	0	2	0	0	0		
99	0	0	13	0	0	0	0	0	2	0	13	0	0	0	0	0	28	12	4	0		
0K	2	0	17	0	0	0	0	0	4	1	15	0	0	0	0	0	39	22	3	5		
01	5	0	16	0	0	0	1	0	2	0	12	0	0	0	0	0	36	26	3	6		
02	3	1	20	0	0	0	0	0	1	0	16	0	0	0	0	0	41	18	2	4		
03	2	1	19	0	0	0	0	0	3	1	15	0	0	0	0	0	41	18	5	4		
04	2	2	17	0	0	0	0	0	1	0	16	0	0	0	0	0	38	14	3	2		
Enr Total	14	4	104	0	0	0	1	0	13	2	87	0	0	0	0	0	Lunch Totals	110	20	21		

ENR Grand Total: 225

# State Department of Education ADM Report

## Collins-Riverside Middle

### SDE ADM Report

2021 - 9th Month - Not Approved

Run Date: 6/4/2021 8:52:12 AM

School Number	School Name	Att. Days
0170	Collins Riverside Middle School	178

### School ADM Summary

Grade	Pupil Days	Abs Days	ADM	ADA	Enrollment	Free	Reduced	%FRL	%ADA
06	29,085.00	1,405.00	163.40	155.51	162.00	90.00	8.00	60.49	95.17
07	26,829.00	1,186.00	150.72	144.06	149.00	86.00	7.00	62.42	95.58
08	26,951.00	1,448.00	151.41	143.28	150.00	82.00	11.00	62.00	94.63
PK-12 Total	82,865.00	4,039.00			461.00				
OK-12 Total	82,865.00	4,039.00	465.53	442.84	461.00	258.00	26.00	61.61	95.13

### School Enrollment Summary

Grade	Male									Female								Total	Lunch		EL Checked
	H	B	W	A	I	P	M	N	H	B	W	A	I	P	M	N	Free		Reduced	Is EL	
06	21	41	28	1	0	0	0	0	16	33	20	2	0	0	0	0	162	90	8	37	
07	11	38	25	3	0	1	1	0	16	34	19	1	0	0	0	0	149	86	7	28	
08	17	34	20	0	1	0	0	0	17	34	23	0	2	0	2	0	150	82	11	35	
Enr Total	49	113	73	4	1	1	1	0	49	101	62	3	2	0	2	0	Lunch Totals	258	26	100	

ENR Grand Total: 461



# State Department of Education ADM Report

## Cottondale Elementary

**SDE ADM Report**

**2021 - 9th Month - Not Approved**

**Run Date: 6/4/2021 8:52:11 AM**

School Number	School Name	Att. Days
0050	Cottondale Elementary School	178

**School ADM Summary**

Grade	Pupil Days	Abs Days	ADM	ADA	Enrollment	Free	Reduced	%FRL	%ADA
97	96.00	0.00	0.54	0.54	1.00	0.00	0.00	0.00	100.00
98	255.00	0.00	1.43	1.43	3.00	1.00	0.00	33.33	100.00
99	6,113.00	318.00	34.34	32.56	34.00	20.00	5.00	73.53	94.80
0K	11,976.00	564.00	67.28	64.11	71.00	49.00	10.00	83.10	95.29
01	9,956.00	546.00	55.93	52.87	52.00	37.00	6.00	82.69	94.52
02	12,448.00	546.00	69.93	66.87	73.00	53.00	5.00	79.45	95.61
03	11,065.00	412.00	62.16	59.85	61.00	47.00	3.00	81.97	96.28
04	9,437.00	365.00	53.02	50.97	55.00	34.00	5.00	70.91	96.13
05	10,631.00	443.00	59.72	57.24	61.00	44.00	3.00	77.05	95.83
PK-12 Total	71,977.00	3,194.00			411.00				
0K-12 Total	65,513.00	2,876.00	368.05	351.89	373.00	264.00	32.00	79.36	95.61

**School Enrollment Summary**

Grade	Male									Female									Total	Lunch		EL Checked
	H	B	W	A	I	P	M	N	H	B	W	A	I	P	M	N	Free	Reduced		Is EL		
97	0	0	1	0	0	0	0	0	0	0	0	0	0	0	0	0	1	0	0	0		
98	0	1	2	0	0	0	0	0	0	0	0	0	0	0	0	0	3	1	0	0		
99	2	1	10	0	0	0	0	0	0	3	6	12	0	0	0	0	34	20	5	0		
0K	7	15	19	0	0	0	1	0	0	9	4	15	0	0	0	1	71	49	10	15		
01	8	6	11	0	0	0	0	0	0	8	10	6	0	1	0	2	52	37	6	15		
02	12	11	16	0	0	0	0	0	0	7	9	18	0	0	0	0	73	53	5	17		
03	6	6	6	0	0	0	1	0	0	17	12	11	0	2	0	0	61	47	3	21		
04	12	10	5	0	0	0	1	0	0	7	7	13	0	0	0	0	55	34	5	19		
05	5	12	12	0	0	0	0	0	0	7	7	16	0	2	0	0	61	44	3	13		
Enr Total	52	62	82	0	0	0	3	0	0	58	55	91	0	5	0	3	Lunch Totals	285	37	100		

**ENR Grand Total: 411**

# State Department of Education ADM Report

## Crestmont Elementary

**SDE ADM Report**

**2021 - 9th Month - Not Approved**

**Run Date: 6/4/2021 8:52:11 AM**

School Number	School Name	Att. Days
0060	Crestmont Elementary School	178

**School ADM Summary**

Grade	Pupil Days	Abs Days	ADM	ADA	Enrollment	Free	Reduced	%FRL	%ADA
97	302.00	0.00	1.70	1.70	3.00	0.00	0.00	0.00	100.00
98	361.00	1.00	2.03	2.02	2.00	0.00	0.00	0.00	99.72
99	2,813.00	231.00	15.80	14.51	17.00	7.00	0.00	41.18	91.79
0K	10,053.00	465.00	56.48	53.87	57.00	19.00	0.00	33.33	95.37
01	12,080.00	549.00	67.87	64.78	67.00	22.00	0.00	32.84	95.46
02	7,579.00	335.00	42.58	40.70	42.00	18.00	0.00	42.86	95.58
03	10,054.00	516.00	56.48	53.58	58.00	25.00	0.00	43.10	94.87
04	8,003.00	404.00	44.96	42.69	45.00	25.00	0.00	55.56	94.95
05	7,951.00	440.00	44.67	42.20	44.00	19.00	0.00	43.18	94.47
PK-12 Total	59,196.00	2,941.00			335.00				
0K-12 Total	55,720.00	2,709.00	313.03	297.81	313.00	128.00	0.00	40.89	95.14

**School Enrollment Summary**

Grade	Male									Female									Total	Lunch		EL Checked
	H	B	W	A	I	P	M	N	H	B	W	A	I	P	M	N	Free	Reduced		Is EL		
97	0	2	0	0	0	0	0	0	0	0	1	0	0	0	0	0	3	0	0	0		
98	0	1	0	0	0	0	0	0	0	0	1	0	0	0	0	0	2	0	0	0		
99	1	8	0	0	0	0	0	0	0	1	5	2	0	0	0	0	17	7	0	0		
0K	10	15	6	0	0	0	0	0	0	8	17	0	0	0	1	0	57	19	0	17		
01	11	21	6	0	0	0	0	0	0	7	12	10	0	0	0	0	67	22	0	18		
02	11	12	0	0	0	0	0	0	0	4	11	3	1	0	0	0	42	18	0	15		
03	11	16	8	0	0	0	0	0	0	8	8	6	0	1	0	0	58	25	0	18		
04	5	11	7	0	0	0	1	0	0	3	12	5	0	1	0	0	45	25	0	7		
05	6	13	6	0	0	0	1	0	0	6	11	1	0	0	0	0	44	19	0	11		
Enr Total	55	99	33	0	0	0	2	0	0	37	78	27	1	2	1	0	Lunch Totals	135	0	86		

**ENR Grand Total: 335**

# State Department of Education ADM Report

## Davis Emerson Middle

### SDE ADM Report

2021 - 9th Month - Not Approved

Run Date: 6/4/2021 8:52:11 AM

School Number	School Name	Att. Days
0115	Davis Emerson Middle School	178

### School ADM Summary

Grade	Pupil Days	Abs Days	ADM	ADA	Enrollment	Free	Reduced	%FRL	%ADA
06	26,647.00	1,282.00	149.70	142.50	146.00	116.00	2.00	80.82	95.19
07	18,963.00	911.00	106.53	101.42	105.00	71.00	8.00	75.24	95.20
08	25,700.00	1,269.00	144.38	137.25	141.00	89.00	13.00	72.34	95.06
PK-12 Total	71,310.00	3,462.00			392.00				
OK-12 Total	71,310.00	3,462.00	400.62	381.17	392.00	276.00	23.00	76.28	95.15

### School Enrollment Summary

Grade	Male								Female								Total	Lunch		EL Checked
	H	B	W	A	I	P	M	N	H	B	W	A	I	P	M	N		Free	Reduced	Is EL
06	10	35	27	0	0	0	0	0	19	42	13	0	0	0	0	0	146	116	2	29
07	14	27	11	0	0	0	0	0	22	21	9	0	0	1	0	0	105	71	8	39
08	20	40	14	0	0	0	0	0	22	31	14	0	0	0	0	0	141	89	13	39
Enr Total	44	102	52	0	0	0	0	0	63	94	36	0	0	1	0	0	Lunch Totals	276	23	107

ENR Grand Total: 392

# State Department of Education ADM Report

## Duncanville Middle

### SDE ADM Report

2021 - 9th Month - Not Approved

Run Date: 6/4/2021 8:52:12 AM

School Number	School Name	Att. Days
0163	Duncanville Middle School	178

### School ADM Summary

Grade	Pupil Days	Abs Days	ADM	ADA	Enrollment	Free	Reduced	%FRL	%ADA
06	28,506.00	1,306.00	160.15	152.81	160.00	70.00	4.00	46.25	95.42
07	26,732.00	978.00	150.18	144.69	151.00	52.00	6.00	38.41	96.34
08	27,519.00	1,070.00	154.60	148.59	153.00	55.00	7.00	40.52	96.11
PK-12 Total	82,757.00	3,354.00			464.00				
0K-12 Total	82,757.00	3,354.00	464.93	446.08	464.00	177.00	17.00	41.81	95.95

### School Enrollment Summary

Grade	Male									Female								Total	Lunch		EL Checked
	H	B	W	A	I	P	M	N	H	B	W	A	I	P	M	N	Free		Reduced	Is EL	
06	7	17	51	0	0	0	1	0	10	32	41	1	0	0	0	0	160	70	4	17	
07	9	25	46	1	0	0	0	0	5	19	45	0	0	0	1	0	151	52	6	13	
08	5	22	47	0	0	0	1	0	7	20	50	0	0	1	0	0	153	55	7	10	
Enr Total	21	64	144	1	0	0	2	0	22	71	136	1	0	1	1	0	Lunch Totals	177	17	40	

ENR Grand Total: 464

# State Department of Education ADM Report

## Echols Middle

### SDE ADM Report

2021 - 9th Month - Not Approved

Run Date: 6/4/2021 8:52:11 AM

School Number	School Name	Att. Days
0075	Echols Middle School	178

### School ADM Summary

Grade	Pupil Days	Abs Days	ADM	ADA	Enrollment	Free	Reduced	%FRL	%ADA
01	5.00	0.00	0.03	0.03	0.00	0.00	0.00	0.00	100.00
04	1.00	0.00	0.01	0.01	0.00	0.00	0.00	0.00	100.00
06	48,297.00	2,539.00	271.33	257.07	273.00	92.00	12.00	38.10	94.74
07	41,368.00	2,614.00	232.40	217.72	232.00	74.00	8.00	35.34	93.68
08	51,400.00	3,180.00	288.76	270.90	290.00	100.00	6.00	36.55	93.81
PK-12 Total	141,071.00	8,333.00			795.00				
0K-12 Total	141,071.00	8,333.00	792.53	745.72	795.00	266.00	26.00	36.73	94.09

### School Enrollment Summary

Grade	Male								Female								Total	Lunch		EL Checked
	H	B	W	A	I	P	M	N	H	B	W	A	I	P	M	N		Free	Reduced	Is EL
06	26	35	78	1	0	0	1	0	20	26	85	0	1	0	0	0	273	92	12	48
07	16	29	70	0	0	0	0	0	11	26	78	0	1	0	1	0	232	74	8	26
08	25	26	90	3	0	0	0	0	24	34	85	3	0	0	0	0	290	100	6	50
Enr Total	67	90	238	4	0	0	1	0	55	86	248	3	2	0	1	0	Lunch Totals	266	26	124

ENR Grand Total: 795

# State Department of Education ADM Report

## Englewood Elementary

### SDE ADM Report

2021 - 9th Month - Not Approved

Run Date: 6/4/2021 8:52:11 AM

School Number	School Name	Att. Days
0080	Englewood Elementary School	178

### School ADM Summary

Grade	Pupil Days	Abs Days	ADM	ADA	Enrollment	Free	Reduced	%FRL	%ADA
03	28,933.00	1,017.00	162.54	156.83	160.00	70.00	12.00	51.25	96.48
04	28,398.00	1,316.00	159.54	152.15	159.00	83.00	16.00	62.26	95.37
05	32,128.00	1,093.00	180.49	174.35	181.00	90.00	12.00	56.35	96.60
PK-12 Total	89,459.00	3,426.00			500.00				
0K-12 Total	89,459.00	3,426.00	502.58	483.33	500.00	243.00	40.00	56.60	96.17

### School Enrollment Summary

Grade	Male									Female								Total	Lunch		EL Checked
	H	B	W	A	I	P	M	N	H	B	W	A	I	P	M	N	Free		Reduced	Is EL	
03	0	49	29	1	0	0	1	0	4	57	15	2	0	0	2	0	160	70	12	6	
04	2	45	25	2	0	0	1	0	5	59	18	2	0	0	0	0	159	83	16	10	
05	3	57	32	2	0	0	2	0	2	58	20	3	0	0	2	0	181	90	12	8	
Enr Total	5	151	86	5	0	0	4	0	11	174	53	7	0	0	4	0	Lunch Totals	243	40	24	

ENR Grand Total: 500

# State Department of Education ADM Report

## Faucett-Vestavia Elementary

**SDE ADM Report**

**2021 - 9th Month - Not Approved**

**Run Date: 6/4/2021 8:52:12 AM**

School Number	School Name	Att. Days
0200	Faucett Vestavia Elementary School	178

**School ADM Summary**

Grade	Pupil Days	Abs Days	ADM	ADA	Enrollment	Free	Reduced	%FRL	%ADA
98	356.00	0.00	2.00	2.00	2.00	0.00	0.00	0.00	100.00
99	2,846.00	49.00	15.99	15.71	16.00	4.00	0.00	25.00	98.28
0K	11,325.00	288.00	63.62	62.01	65.00	15.00	2.00	26.15	97.46
01	12,526.00	495.00	70.37	67.59	71.00	26.00	6.00	45.07	96.05
02	12,379.00	449.00	69.54	67.02	70.00	22.00	10.00	45.71	96.37
03	10,409.00	364.00	58.48	56.43	59.00	16.00	3.00	32.20	96.50
04	10,940.00	383.00	61.46	59.31	60.00	24.00	6.00	50.00	96.50
05	11,602.00	452.00	65.18	62.64	66.00	27.00	1.00	42.42	96.10
PK-12 Total	72,383.00	2,480.00			409.00				
0K-12 Total	69,181.00	2,431.00	388.66	375.00	391.00	130.00	28.00	40.41	96.49

**School Enrollment Summary**

Grade	Male									Female								Total	Lunch		EL Checked
	H	B	W	A	I	P	M	N	H	B	W	A	I	P	M	N	Free		Reduced	Is EL	
98	0	0	1	0	0	0	0	0	0	0	0	1	0	0	0	0	2	0	0	0	
99	0	3	6	0	0	0	0	0	0	0	4	3	0	0	0	0	16	4	0	0	
0K	3	8	26	0	0	0	0	0	0	1	5	20	2	0	0	0	65	15	2	7	
01	5	11	21	2	0	0	1	0	0	1	6	22	2	0	0	0	71	26	6	5	
02	1	12	22	2	0	0	0	0	0	3	12	17	0	1	0	0	70	22	10	7	
03	3	5	15	1	0	0	0	0	0	3	9	23	0	0	0	0	59	16	3	3	
04	1	8	16	1	0	0	1	0	0	4	8	19	1	0	0	1	60	24	6	7	
05	3	11	19	0	0	0	1	0	0	0	9	21	1	0	0	1	66	27	1	5	
Enr Total	16	58	126	6	0	0	3	0	0	12	53	126	6	1	0	2	Lunch Totals	134	28	34	

**ENR Grand Total: 409**

# State Department of Education ADM Report

## Flatwoods Elementary

**SDE ADM Report**

**2021 - 9th Month - Not Approved**

**Run Date: 6/4/2021 8:52:11 AM**

School Number	School Name	Att. Days
0085	Flatwoods Elementary School	178

**School ADM Summary**

Grade	Pupil Days	Abs Days	ADM	ADA	Enrollment	Free	Reduced	%FRL	%ADA
97	63.00	0.00	0.35	0.35	2.00	0.00	0.00	0.00	100.00
98	337.00	0.00	1.89	1.89	3.00	0.00	0.00	0.00	100.00
99	6,487.00	323.00	36.44	34.63	37.00	9.00	3.00	32.43	95.02
0K	13,321.00	589.00	74.84	71.53	74.00	50.00	3.00	71.62	95.58
01	14,735.00	735.00	82.78	78.65	82.00	54.00	7.00	74.39	95.01
02	12,271.00	557.00	68.94	65.81	71.00	44.00	6.00	70.42	95.46
03	9,092.00	384.00	51.08	48.92	49.00	28.00	5.00	67.35	95.78
04	10,025.00	610.00	56.32	52.89	57.00	33.00	7.00	70.18	93.92
05	13,634.00	609.00	76.60	73.17	78.00	40.00	7.00	60.26	95.53
<b>PK-12 Total</b>	<b>79,965.00</b>	<b>3,807.00</b>			<b>453.00</b>				
<b>OK-12 Total</b>	<b>73,078.00</b>	<b>3,484.00</b>	<b>410.55</b>	<b>390.98</b>	<b>411.00</b>	<b>249.00</b>	<b>35.00</b>	<b>69.10</b>	<b>95.23</b>

**School Enrollment Summary**

Grade	Male									Female									Total	Lunch		EL Checked
	H	B	W	A	I	P	M	N	H	B	W	A	I	P	M	N	Free	Reduced		Is EL		
97	0	1	0	0	0	0	0	0	0	0	0	1	0	0	0	0	0	2	0	0	0	
98	0	1	2	0	0	0	0	0	0	0	0	0	0	0	0	0	0	3	0	0	0	
99	1	5	9	1	0	0	0	0	0	3	6	12	0	0	0	0	0	37	9	3	0	
0K	10	14	5	0	0	0	0	0	0	14	18	12	1	0	0	0	0	74	50	3	23	
01	17	20	8	0	0	0	0	0	0	18	14	4	1	0	0	0	0	82	54	7	34	
02	9	15	5	0	0	0	0	0	0	16	16	8	2	0	0	0	0	71	44	6	29	
03	9	9	3	0	0	0	0	0	0	7	13	8	0	0	0	0	0	49	28	5	17	
04	6	15	6	0	0	0	0	0	0	12	11	6	1	0	0	0	0	57	33	7	19	
05	12	11	11	1	0	0	0	0	0	13	17	11	2	0	0	0	0	78	40	7	30	
<b>Enr Total</b>	<b>64</b>	<b>91</b>	<b>49</b>	<b>2</b>	<b>0</b>	<b>0</b>	<b>0</b>	<b>0</b>	<b>0</b>	<b>83</b>	<b>95</b>	<b>62</b>	<b>7</b>	<b>0</b>	<b>0</b>	<b>0</b>	<b>0</b>	<b>Lunch Totals</b>	<b>258</b>	<b>38</b>	<b>152</b>	

**ENR Grand Total: 453**



# State Department of Education ADM Report

## Hillcrest High

### SDE ADM Report

2021 - 9th Month - Not Approved

Run Date: 6/4/2021 8:52:11 AM

School Number	School Name	Att. Days
0100	Hillcrest High School	178

### School ADM Summary

Grade	Pupil Days	Abs Days	ADM	ADA	Enrollment	Free	Reduced	%FRL	%ADA
09	60,309.00	2,205.00	338.81	326.43	339.00	132.00	18.00	44.25	96.34
10	54,545.00	2,245.00	306.43	293.82	304.00	104.00	19.00	40.46	95.88
11	56,838.00	2,134.00	319.31	307.33	313.00	95.00	15.00	35.14	96.25
12	58,953.00	1,897.00	331.20	320.54	329.00	96.00	14.00	33.43	96.78
PK-12 Total	230,645.00	8,481.00			1,285.00				
OK-12 Total	230,645.00	8,481.00	1,295.76	1,248.11	1,285.00	427.00	66.00	38.37	96.32

### School Enrollment Summary

Grade	Male									Female									Total	Lunch		EL Checked
	H	B	W	A	I	P	M	N	H	B	W	A	I	P	M	N	Free	Reduced		Is EL		
09	4	86	72	3	0	0	1	0	12	100	58	3	0	0	0	0	339	132	18	18		
10	8	90	46	1	1	0	0	0	5	79	70	3	0	0	1	0	304	104	19	14		
11	7	82	56	2	0	0	0	0	8	75	78	4	0	0	1	0	313	95	15	18		
12	2	77	81	1	0	0	2	0	2	75	85	4	0	0	0	0	329	96	14	9		
Enr Total	21	335	255	7	1	0	3	0	27	329	291	14	0	0	2	0	Lunch Totals	427	66	59		

ENR Grand Total: 1285

# State Department of Education ADM Report

## Hillcrest Middle

### SDE ADM Report

2021 - 9th Month - Not Approved

Run Date: 6/4/2021 8:52:11 AM

School Number	School Name	Att. Days
0105	Hillcrest Middle School	178

### School ADM Summary

Grade	Pupil Days	Abs Days	ADM	ADA	Enrollment	Free	Reduced	%FRL	%ADA
06	35,165.00	1,100.00	197.56	191.38	194.00	86.00	10.00	49.48	96.87
07	35,053.00	1,099.00	196.93	190.75	199.00	74.00	16.00	45.23	96.86
08	37,061.00	1,594.00	208.21	199.25	213.00	92.00	9.00	47.42	95.70
PK-12 Total	107,279.00	3,793.00			606.00				
OK-12 Total	107,279.00	3,793.00	602.69	581.38	606.00	252.00	35.00	47.36	96.46

### School Enrollment Summary

Grade	Male									Female									Total	Lunch		EL Checked
	H	B	W	A	I	P	M	N	H	B	W	A	I	P	M	N	Free	Reduced		Is EL		
06	2	72	19	2	0	0	3	0	3	63	25	4	0	0	1	0	194	86	10	12		
07	2	72	26	4	0	0	1	0	3	67	21	2	0	0	1	0	199	74	16	11		
08	0	74	40	5	0	0	1	0	0	64	25	2	0	0	2	0	213	92	9	11		
Enr Total	4	218	85	11	0	0	5	0	6	194	71	8	0	0	4	0	Lunch Totals	252	35	34		

ENR Grand Total: 606

# State Department of Education ADM Report

## Holt Elementary

**SDE ADM Report**

**2021 - 9th Month - Not Approved**

**Run Date: 6/4/2021 8:52:11 AM**

School Number	School Name	Att. Days
0010	Holt Elementary School	178

**School ADM Summary**

Grade	Pupil Days	Abs Days	ADM	ADA	Enrollment	Free	Reduced	%FRL	%ADA
97	66.00	0.00	0.37	0.37	1.00	0.00	0.00	0.00	100.00
98	168.00	0.00	0.94	0.94	0.00	0.00	0.00	0.00	100.00
99	6,162.00	522.00	34.62	31.69	34.00	14.00	0.00	41.18	91.53
0K	13,072.00	772.00	73.44	69.10	77.00	53.00	0.00	68.83	94.09
01	11,296.00	616.00	63.46	60.00	66.00	44.00	0.00	66.67	94.55
02	11,278.00	535.00	63.36	60.35	59.00	28.00	0.00	47.46	95.26
03	13,631.00	593.00	76.58	73.25	78.00	48.00	0.00	61.54	95.65
04	10,901.00	632.00	61.24	57.69	63.00	41.00	0.00	65.08	94.20
05	11,564.00	701.00	64.97	61.03	65.00	38.00	0.00	58.46	93.94
PK-12 Total	78,138.00	4,371.00			443.00				
OK-12 Total	71,742.00	3,849.00	403.04	381.42	408.00	252.00	0.00	61.76	94.63

**School Enrollment Summary**

Grade	Male									Female									Total	Lunch		EL Checked
	H	B	W	A	I	P	M	N	H	B	W	A	I	P	M	N	Free	Reduced		Is EL		
97	1	0	0	0	0	0	0	0	0	0	0	0	0	0	0	0	1	0	0	0		
99	2	7	4	0	0	0	0	0	0	5	13	3	0	0	0	0	34	14	0	0		
0K	7	30	7	0	0	2	2	0	0	9	12	5	0	0	1	2	77	53	0	11		
01	5	22	4	0	1	0	0	0	0	6	23	5	0	0	0	0	66	44	0	9		
02	12	17	3	0	0	0	2	0	0	8	12	5	0	0	0	0	59	28	0	18		
03	10	16	5	0	0	0	0	0	0	15	26	6	0	0	0	0	78	48	0	22		
04	6	18	4	0	0	0	0	0	0	4	25	5	0	0	0	1	63	41	0	9		
05	9	17	3	0	0	0	0	0	0	10	21	3	0	1	0	1	65	38	0	19		
Enr Total	52	127	30	0	1	2	4	0	0	57	132	32	0	1	1	4	0	Lunch Totals	266	0	88	

**ENR Grand Total: 443**

# State Department of Education ADM Report

## Holt High

### SDE ADM Report

2021 - 9th Month - Not Approved

Run Date: 6/4/2021 8:52:11 AM

School Number	School Name	Att. Days
0120	Holt High School	178

### School ADM Summary

Grade	Pupil Days	Abs Days	ADM	ADA	Enrollment	Free	Reduced	%FRL	%ADA
09	17,403.00	1,390.00	97.77	89.96	97.00	67.00	2.00	71.13	92.01
10	20,767.00	1,811.00	116.67	106.49	115.00	79.00	5.00	73.04	91.28
11	17,284.00	1,591.00	97.10	88.16	91.00	54.00	8.00	68.13	90.79
12	13,791.00	1,197.00	77.48	70.75	73.00	43.00	4.00	64.38	91.32
PK-12 Total	69,245.00	5,989.00			376.00				
0K-12 Total	69,245.00	5,989.00	389.02	355.37	376.00	243.00	19.00	69.68	91.35

### School Enrollment Summary

Grade	Male								Female								Total	Lunch		EL Checked
	H	B	W	A	I	P	M	N	H	B	W	A	I	P	M	N		Free	Reduced	Is EL
09	14	28	15	0	0	0	0	0	8	21	9	0	0	1	1	0	97	67	2	23
10	12	29	20	0	0	0	0	0	18	25	11	0	0	0	0	0	115	79	5	27
11	17	26	11	0	0	0	0	0	5	23	8	0	0	0	1	0	91	54	8	20
12	6	21	14	0	0	0	0	0	9	15	7	0	1	0	0	0	73	43	4	16
Enr Total	49	104	60	0	0	0	0	0	40	84	35	0	1	1	2	0	Lunch Totals	243	19	86

ENR Grand Total: 376

# State Department of Education ADM Report

## Huntington Place Elementary

### SDE ADM Report

2021 - 9th Month - Not Approved

Run Date: 6/4/2021 8:52:11 AM

School Number	School Name	Att. Days
0125	Huntington Place Elementary School	178

### School ADM Summary

Grade	Pupil Days	Abs Days	ADM	ADA	Enrollment	Free	Reduced	%FRL	%ADA
03	29,293.00	1,007.00	164.57	158.91	164.00	32.00	8.00	24.39	96.56
04	31,368.00	1,142.00	176.22	169.81	174.00	34.00	2.00	20.69	96.36
05	33,819.00	1,186.00	189.99	183.33	190.00	38.00	7.00	23.68	96.49
PK-12 Total	94,480.00	3,335.00			528.00				
OK-12 Total	94,480.00	3,335.00	530.79	512.05	528.00	104.00	17.00	22.92	96.47

### School Enrollment Summary

Grade	Male								Female								Total	Lunch		EL Checked
	H	B	W	A	I	P	M	N	H	B	W	A	I	P	M	N		Free	Reduced	Is EL
03	6	5	76	1	1	0	0	0	7	6	62	0	0	0	0	0	164	32	8	13
04	6	8	68	1	0	0	0	0	6	2	81	1	0	0	1	0	174	34	2	12
05	10	5	79	0	0	0	0	0	7	8	80	0	0	0	1	0	190	38	7	16
Enr Total	22	18	223	2	1	0	0	0	20	16	223	1	0	0	2	0	Lunch Totals	104	17	41

ENR Grand Total: 528

# State Department of Education ADM Report

## Lake View Elementary

**SDE ADM Report**

**2021 - 9th Month - Not Approved**

**Run Date: 6/4/2021 8:52:11 AM**

School Number	School Name	Att. Days
0127	Lake View Elementary School	178

**School ADM Summary**

Grade	Pupil Days	Abs Days	ADM	ADA	Enrollment	Free	Reduced	%FRL	%ADA
97	816.00	0.00	4.58	4.58	9.00	0.00	0.00	0.00	100.00
98	581.00	0.00	3.26	3.26	3.00	1.00	0.00	33.33	100.00
99	10,090.00	462.00	56.69	54.09	57.00	7.00	1.00	14.04	95.42
0K	20,170.00	1,005.00	113.31	107.67	108.00	37.00	8.00	41.67	95.02
01	18,453.00	779.00	103.67	99.29	104.00	33.00	4.00	35.58	95.78
02	19,948.00	924.00	112.07	106.88	114.00	38.00	4.00	36.84	95.37
03	17,642.00	711.00	99.11	95.12	101.00	27.00	8.00	34.65	95.97
04	18,036.00	697.00	101.33	97.41	102.00	30.00	9.00	38.24	96.14
05	17,364.00	919.00	97.55	92.39	92.00	27.00	5.00	34.78	94.71
<b>PK-12 Total</b>	<b>123,100.00</b>	<b>5,497.00</b>			<b>690.00</b>				
<b>OK-12 Total</b>	<b>111,613.00</b>	<b>5,035.00</b>	<b>627.04</b>	<b>598.75</b>	<b>621.00</b>	<b>192.00</b>	<b>38.00</b>	<b>37.04</b>	<b>95.49</b>

**School Enrollment Summary**

Grade	Male								Female								Total	Lunch		EL Checked
	H	B	W	A	I	P	M	N	H	B	W	A	I	P	M	N		Free	Reduced	Is EL
97	0	2	6	0	0	0	0	0	0	0	1	0	0	0	0	0	9	0	0	0
98	1	0	1	0	0	0	0	0	0	0	1	0	0	0	0	0	3	1	0	0
99	0	2	27	0	0	0	0	0	0	0	4	24	0	0	0	0	57	7	1	0
0K	0	9	46	0	0	0	0	0	1	12	40	0	0	0	0	0	108	37	8	0
01	2	8	53	0	0	0	1	0	4	5	31	0	0	0	0	0	104	33	4	4
02	2	2	52	0	0	0	1	0	3	8	46	0	0	0	0	0	114	38	4	6
03	2	11	46	0	0	0	1	0	2	3	36	0	0	0	0	0	101	27	8	4
04	1	5	40	0	0	0	1	0	2	6	46	0	0	0	1	0	102	30	9	0
05	1	7	38	0	0	0	0	0	3	4	39	0	0	0	0	0	92	27	5	2
<b>Enr Total</b>	<b>9</b>	<b>46</b>	<b>309</b>	<b>0</b>	<b>0</b>	<b>0</b>	<b>4</b>	<b>0</b>	<b>15</b>	<b>43</b>	<b>263</b>	<b>0</b>	<b>0</b>	<b>0</b>	<b>1</b>	<b>0</b>	<b>Lunch Totals</b>	<b>200</b>	<b>39</b>	<b>16</b>

**ENR Grand Total: 690**

# State Department of Education ADM Report

SDE ADM Report  
2021 - 9th Month -  
Run Date: 6/4/2021

## Lloyd Wood Education Center

School Number	School Name		Att. Days						
0165	Lloyd Wood Education Center		178						
Grade	Pupil Days	Abs Days	ADM	ADA	Enrollment	Free	Reduced	%FRL	%ADA
97	1,192.00	45.00	6.70	6.44	7.00	1.00	0.00	14.29	96.22
98	6,554.00	214.00	36.82	35.62	45.00	9.00	0.00	20.00	96.73
99	4,983.00	546.00	27.99	24.93	29.00	12.00	0.00	41.38	89.04
OK	710.00	88.00	3.99	3.49	5.00	3.00	0.00	60.00	87.61
01	727.00	67.00	4.08	3.71	4.00	2.00	0.00	50.00	90.78
02	403.00	124.00	2.26	1.57	2.00	0.00	0.00	0.00	69.23
03	178.00	18.00	1.00	0.90	1.00	1.00	0.00	100.00	89.89
04	712.00	90.00	4.00	3.49	4.00	2.00	0.00	50.00	87.36
05	178.00	13.00	1.00	0.93	1.00	0.00	0.00	0.00	92.70
06	1,183.00	230.00	6.65	5.35	6.00	1.00	0.00	16.67	80.56
07	356.00	130.00	2.00	1.27	2.00	1.00	0.00	50.00	63.48
08	178.00	18.00	1.00	0.90	1.00	0.00	0.00	0.00	89.89
09	682.00	127.00	3.83	3.12	4.00	0.00	0.00	0.00	81.38
10	356.00	51.00	2.00	1.71	2.00	1.00	0.00	50.00	85.67
11	178.00	105.00	1.00	0.41	1.00	0.00	0.00	0.00	41.01
12	2,030.00	199.00	11.40	10.29	11.00	4.00	0.00	36.36	90.20
PK-12 Total	20,600.00	2,065.00			125.00				
OK-12 Total	7,871.00	1,260.00	44.22	37.14	44.00	15.00	0.00	34.09	83.99

### School Enrollment Summary

Grade	Male								Female								Total	Lunch		EL Checked
	H	B	W	A	I	P	M	N	H	B	W	A	I	P	M	N		Free	Reduced	Is EL
97	0	1	3	0	0	0	0	0	0	1	2	0	0	0	0	0	7	1	0	0
98	2	16	19	0	0	0	0	0	0	3	5	0	0	0	0	45	9	0	0	
99	1	11	7	0	0	0	0	0	0	3	6	0	0	1	0	29	12	0	0	
OK	0	1	1	0	0	0	0	0	0	1	2	0	0	0	0	5	3	0	0	
01	0	0	3	0	0	0	1	0	0	0	0	0	0	0	0	4	2	0	0	
02	0	0	0	0	0	0	0	0	0	0	2	0	0	0	0	2	0	0	0	
03	1	0	0	0	0	0	0	0	0	0	0	0	0	0	0	1	1	0	1	
04	0	0	1	0	0	0	0	0	0	1	2	0	0	0	0	4	2	0	0	
05	0	0	1	0	0	0	0	0	0	0	0	0	0	0	0	1	0	0	0	
06	1	0	4	0	0	0	0	0	0	0	1	0	0	0	0	6	1	0	1	
07	0	0	1	0	0	0	0	0	0	0	1	0	0	0	0	2	1	0	0	
08	0	0	0	0	0	0	0	0	0	1	0	0	0	0	0	1	0	0	0	
09	0	0	4	0	0	0	0	0	0	0	0	0	0	0	0	4	0	0	1	
10	0	1	1	0	0	0	0	0	0	0	0	0	0	0	0	2	1	0	0	
11	0	1	0	0	0	0	0	0	0	0	0	0	0	0	0	1	0	0	0	
12	0	2	3	0	0	0	0	0	0	1	5	0	0	0	0	11	4	0	0	
Enr Total	5	33	48	0	0	0	1	0	0	11	26	0	0	1	0	Lunch Totals	37	0	3	

# State Department of Education ADM Report

## Matthews Elementary

**SDE ADM Report**

**2021 - 9th Month - Not Approved**

**Run Date: 6/4/2021 8:52:12 AM**

School Number	School Name	Att. Days
0130	Matthews Elementary School	178

**School ADM Summary**

Grade	Pupil Days	Abs Days	ADM	ADA	Enrollment	Free	Reduced	%FRL	%ADA
97	34.00	0.00	0.19	0.19	1.00	0.00	0.00	0.00	100.00
98	77.00	0.00	0.43	0.43	2.00	0.00	0.00	0.00	100.00
99	3,170.00	186.00	17.81	16.76	18.00	13.00	0.00	72.22	94.13
0K	13,277.00	888.00	74.59	69.60	78.00	49.00	0.00	62.82	93.31
01	12,880.00	591.00	72.36	69.04	74.00	38.00	0.00	51.35	95.41
02	12,730.00	640.00	71.52	67.92	68.00	42.00	0.00	61.76	94.97
03	11,551.00	517.00	64.89	61.99	64.00	35.00	0.00	54.69	95.52
04	12,803.00	656.00	71.93	68.24	73.00	50.00	0.00	68.49	94.88
05	14,023.00	699.00	78.78	74.85	78.00	46.00	0.00	58.97	95.02
PK-12 Total	80,545.00	4,177.00			456.00				
0K-12 Total	77,264.00	3,991.00	434.07	411.65	435.00	260.00	0.00	59.77	94.83

**School Enrollment Summary**

Grade	Male									Female									Total	Lunch		EL Checked
	H	B	W	A	I	P	M	N	H	B	W	A	I	P	M	N	Free	Reduced		Is EL		
97	0	1	0	0	0	0	0	0	0	0	0	0	0	0	0	0	1	0	0	0		
98	0	1	0	0	0	0	0	0	0	0	1	0	0	0	0	0	2	0	0	0		
99	2	4	1	0	0	0	0	0	3	8	0	0	0	0	0	18	13	0	0			
0K	14	16	1	0	1	0	0	0	12	31	3	0	0	0	0	78	49	0	26			
01	17	17	0	0	0	0	1	0	18	19	1	0	0	0	1	74	38	0	36			
02	6	23	1	0	0	0	0	0	15	21	1	0	0	0	1	68	42	0	21			
03	15	20	1	0	0	0	0	0	11	14	3	0	0	0	0	64	35	0	25			
04	19	23	2	0	1	0	0	0	8	19	1	0	0	0	0	73	50	0	25			
05	13	25	1	0	1	0	0	0	17	20	1	0	0	0	0	78	46	0	28			
Enr Total	86	130	7	0	3	0	1	0	84	133	10	0	0	0	2	0	Lunch Totals	273	0	161		

**ENR Grand Total: 456**



# State Department of Education ADM Report

## Maxwell Elementary

**SDE ADM Report**

**2021 - 9th Month - Not Approved**

**Run Date: 6/4/2021 8:52:11 AM**

School Number	School Name	Att. Days
0070	Maxwell Elementary School	178

**School ADM Summary**

Grade	Pupil Days	Abs Days	ADM	ADA	Enrollment	Free	Reduced	%FRL	%ADA
97	33.00	0.00	0.19	0.19	1.00	0.00	0.00	0.00	100.00
98	7,289.00	350.00	40.95	38.98	42.00	19.00	4.00	54.76	95.20
99	294.00	11.00	1.65	1.59	2.00	2.00	0.00	100.00	96.26
OK	14,754.00	726.00	82.89	78.81	80.00	45.00	2.00	58.75	95.08
01	17,980.00	681.00	101.01	97.19	101.00	51.00	3.00	53.47	96.21
02	13,313.00	431.00	74.79	72.37	72.00	34.00	3.00	51.39	96.76
03	14,353.00	605.00	80.63	77.24	81.00	42.00	1.00	53.09	95.78
04	14,317.00	642.00	80.43	76.83	79.00	40.00	2.00	53.16	95.52
05	18,752.00	632.00	105.35	101.80	104.00	50.00	4.00	51.92	96.63
PK-12 Total	101,085.00	4,078.00			562.00				
OK-12 Total	93,469.00	3,717.00	525.11	504.22	517.00	262.00	15.00	53.58	96.02

**School Enrollment Summary**

Grade	Male									Female									Total	Lunch		EL Checked
	H	B	W	A	I	P	M	N	H	B	W	A	I	P	M	N	Free	Reduced		Is EL		
97	0	1	0	0	0	0	0	0	0	0	0	0	0	0	0	0	1	0	0	0		
98	0	6	20	0	0	0	0	0	0	0	5	11	0	0	0	0	42	19	4	0		
99	0	0	2	0	0	0	0	0	0	0	0	0	0	0	0	0	2	2	0	0		
OK	7	12	20	0	0	0	2	0	0	2	6	29	0	0	0	2	80	45	2	8		
01	6	9	32	0	0	0	2	0	0	5	17	26	0	0	0	4	101	51	3	7		
02	2	9	30	0	0	0	0	0	0	1	8	22	0	0	0	0	72	34	3	3		
03	6	12	26	0	0	0	0	0	0	3	6	27	0	0	0	1	81	42	1	9		
04	2	16	22	0	0	0	0	0	0	1	11	27	0	0	0	0	79	40	2	2		
05	5	12	29	0	0	0	0	0	0	7	18	32	0	1	0	0	104	50	4	12		
Enr Total	28	77	181	0	0	0	4	0	0	19	71	174	0	1	0	7	Lunch Totals	283	19	41		

**ENR Grand Total: 562**

# State Department of Education ADM Report

## Myrtlewood Elementary

**SDE ADM Report**

**2021 - 9th Month - Not Approved**

**Run Date: 6/4/2021 8:52:12 AM**

School Number	School Name	Att. Days
0140	Myrtlewood Elementary School	178

**School ADM Summary**

Grade	Pupil Days	Abs Days	ADM	ADA	Enrollment	Free	Reduced	%FRL	%ADA
97	479.00	0.00	2.69	2.69	3.00	0.00	0.00	0.00	100.00
98	229.00	0.00	1.29	1.29	3.00	1.00	0.00	33.33	100.00
99	4,788.00	229.00	26.90	25.61	25.00	10.00	3.00	52.00	95.22
OK	6,786.00	298.00	38.12	36.45	38.00	14.00	2.00	42.11	95.61
01	10,274.00	401.00	57.72	55.47	56.00	16.00	9.00	44.64	96.10
02	6,932.00	294.00	38.94	37.29	38.00	13.00	3.00	42.11	95.76
03	6,173.00	277.00	34.68	33.12	35.00	16.00	2.00	51.43	95.51
04	9,654.00	396.00	54.24	52.01	55.00	18.00	4.00	40.00	95.90
PK-12 Total	45,315.00	1,895.00			253.00				
OK-12 Total	39,819.00	1,666.00	223.70	214.34	222.00	77.00	20.00	43.69	95.82

**School Enrollment Summary**

Grade	Male									Female									Total	Lunch		EL Checked
	H	B	W	A	I	P	M	N	H	B	W	A	I	P	M	N	Free	Reduced		Is EL		
97	0	0	2	0	0	0	0	0	0	0	1	0	0	0	0	0	3	0	0	0		
98	0	1	1	0	0	0	0	0	0	0	0	1	0	0	0	0	3	1	0	0		
99	0	0	6	0	0	0	0	0	0	0	5	14	0	0	0	0	25	10	3	0		
OK	1	4	18	0	0	0	0	0	0	0	5	9	1	0	0	0	38	14	2	1		
01	0	6	18	0	0	0	0	0	0	0	15	17	0	0	0	0	56	16	9	0		
02	1	10	15	0	0	0	0	0	0	0	6	6	0	0	0	0	38	13	3	0		
03	1	5	11	0	0	0	0	0	0	0	6	12	0	0	0	0	35	16	2	1		
04	1	10	17	0	0	0	0	0	0	0	9	18	0	0	0	0	55	18	4	0		
Enr Total	4	36	88	0	0	0	0	0	0	0	47	77	1	0	0	0	Lunch Totals	88	23	2		

**ENR Grand Total: 253**

# State Department of Education ADM Report

## Northport Elementary

### SDE ADM Report

2021 - 9th Month - Not Approved

Run Date: 6/4/2021 8:52:12 AM

School Number	School Name	Att. Days
0155	Northport Elementary School	178

### School ADM Summary

Grade	Pupil Days	Abs Days	ADM	ADA	Enrollment	Free	Reduced	%FRL	%ADA
97	263.00	0.00	1.48	1.48	3.00	0.00	0.00	0.00	100.00
98	1,840.00	0.00	10.34	10.34	15.00	0.00	0.00	0.00	100.00
99	5,665.00	341.00	31.83	29.91	36.00	9.00	1.00	27.78	93.98
OK	30,682.00	1,132.00	172.37	166.01	174.00	48.00	3.00	29.31	96.31
01	32,656.00	1,194.00	183.46	176.75	186.00	42.00	6.00	25.81	96.34
02	32,294.00	1,021.00	181.43	175.69	181.00	29.00	3.00	17.68	96.84
PK-12 Total	103,400.00	3,688.00			595.00				
OK-12 Total	95,632.00	3,347.00	537.26	518.46	541.00	119.00	12.00	24.21	96.50

### School Enrollment Summary

Grade	Male									Female									Total	Lunch		EL Checked
	H	B	W	A	I	P	M	N	H	B	W	A	I	P	M	N	Free	Reduced		Is EL		
97	0	0	2	0	0	0	0	0	1	0	0	0	0	0	0	0	3	0	0	0		
98	1	2	6	0	0	0	0	0	0	2	4	0	0	0	0	0	15	0	0	0		
99	1	5	15	0	0	0	0	0	1	0	14	0	0	0	0	0	36	9	1	0		
OK	7	7	93	1	0	0	0	0	9	7	48	1	1	0	0	0	174	48	3	13		
01	4	13	85	0	0	0	2	0	7	10	65	0	0	0	0	0	186	42	6	15		
02	5	6	75	1	0	0	2	0	9	6	76	1	0	0	0	0	181	29	3	11		
Enr Total	18	33	276	2	0	0	4	0	27	25	207	2	1	0	0	0	Lunch Totals	128	13	39		

ENR Grand Total: 595

# State Department of Education ADM Report

## Northside High

### SDE ADM Report

2021 - 9th Month - Not Approved

Run Date: 6/4/2021 8:52:12 AM

School Number	School Name	Att. Days
0160	Northside High School	178

### School ADM Summary

Grade	Pupil Days	Abs Days	ADM	ADA	Enrollment	Free	Reduced	%FRL	%ADA
09	17,823.00	662.00	100.13	96.41	102.00	34.00	2.00	35.29	96.29
10	21,786.00	704.00	122.39	118.44	120.00	29.00	8.00	30.83	96.77
11	19,283.00	541.00	108.33	105.29	110.00	19.00	2.00	19.09	97.19
12	20,990.00	658.00	117.92	114.22	118.00	25.00	3.00	23.73	96.87
PK-12 Total	79,882.00	2,565.00			450.00				
OK-12 Total	79,882.00	2,565.00	448.78	434.37	450.00	107.00	15.00	27.11	96.79

### School Enrollment Summary

Grade	Male								Female								Total	Lunch		EL Checked
	H	B	W	A	I	P	M	N	H	B	W	A	I	P	M	N		Free	Reduced	Is EL
09	3	0	46	0	0	0	0	0	0	1	52	0	0	0	0	0	102	34	2	3
10	2	1	65	0	0	0	0	0	1	0	51	0	0	0	0	0	120	29	8	2
11	0	2	54	0	0	0	0	0	3	1	50	0	0	0	0	0	110	19	2	3
12	1	1	55	0	0	0	1	0	1	1	57	0	0	0	1	0	118	25	3	2
Enr Total	6	4	220	0	0	0	1	0	5	3	210	0	0	0	1	0	Lunch Totals	107	15	10

ENR Grand Total: 450

# State Department of Education ADM Report

## Northside Middle

### SDE ADM Report

2021 - 9th Month - Not Approved

Run Date: 6/4/2021 8:52:12 AM

School Number	School Name	Att. Days
0162	Northside Middle School	178

### School ADM Summary

Grade	Pupil Days	Abs Days	ADM	ADA	Enrollment	Free	Reduced	%FRL	%ADA
06	24,316.00	998.00	136.61	131.00	139.00	39.00	7.00	33.09	95.90
07	19,668.00	694.00	110.49	106.60	111.00	33.00	6.00	35.14	96.47
08	27,159.00	1,102.00	152.58	146.39	154.00	57.00	16.00	47.40	95.94
PK-12 Total	71,143.00	2,794.00			404.00				
0K-12 Total	71,143.00	2,794.00	399.68	383.98	404.00	129.00	29.00	39.11	96.07

### School Enrollment Summary

Grade	Male									Female									Total	Lunch		EL Checked
	H	B	W	A	I	P	M	N	H	B	W	A	I	P	M	N	Free	Reduced		Is EL		
06	3	0	63	0	0	0	0	0	3	0	70	0	0	0	0	139	39	7	6			
07	3	2	55	0	0	0	0	0	3	1	47	0	0	0	0	111	33	6	5			
08	6	2	74	0	0	0	0	0	4	1	67	0	0	0	0	154	57	16	8			
Enr Total	12	4	192	0	0	0	0	0	10	2	184	0	0	0	0	Lunch Totals	129	29	19			

ENR Grand Total: 404

# State Department of Education ADM Report

## Sipsey Valley High

### SDE ADM Report

2021 - 9th Month - Not Approved

Run Date: 6/4/2021 8:52:12 AM

School Number	School Name	Att. Days
0166	Sipsey Valley High School	178

### School ADM Summary

Grade	Pupil Days	Abs Days	ADM	ADA	Enrollment	Free	Reduced	%FRL	%ADA
09	21,734.00	1,111.00	122.10	115.86	118.00	42.00	3.00	38.14	94.89
10	23,924.00	1,168.00	134.40	127.84	133.00	46.00	7.00	39.85	95.12
11	19,625.00	767.00	110.25	105.94	108.00	36.00	2.00	35.19	96.09
12	21,003.00	899.00	117.99	112.94	118.00	39.00	3.00	35.59	95.72
PK-12 Total	86,286.00	3,945.00			477.00				
0K-12 Total	86,286.00	3,945.00	484.75	462.59	477.00	163.00	15.00	37.32	95.43

### School Enrollment Summary

Grade	Male									Female									Total	Lunch		EL Checked
	H	B	W	A	I	P	M	N	H	B	W	A	I	P	M	N	Free	Reduced		Is EL		
09	7	10	42	0	1	0	0	0	1	14	43	0	0	0	0	0	118	42	3	7		
10	4	7	50	0	0	0	0	0	6	20	46	0	0	0	0	0	133	46	7	5		
11	3	16	42	0	0	0	0	0	5	8	33	0	0	0	1	0	108	36	2	8		
12	5	17	43	1	0	0	0	0	4	10	37	0	1	0	0	0	118	39	3	10		
Enr Total	19	50	177	1	1	0	0	0	16	52	159	0	1	0	1	0	Lunch Totals	163	15	30		

ENR Grand Total: 477

# State Department of Education ADM Report

## Sipsey Valley Middle

**SDE ADM Report**

**2021 - 9th Month - Not Approved**

**Run Date: 6/4/2021 8:52:12 AM**

School Number	School Name	Att. Days
0167	Sipsey Valley Middle School	178

**School ADM Summary**

Grade	Pupil Days	Abs Days	ADM	ADA	Enrollment	Free	Reduced	%FRL	%ADA
05	23,549.00	1,395.00	132.30	124.46	132.00	53.00	6.00	44.70	94.08
06	23,966.00	1,424.00	134.64	126.64	134.00	53.00	8.00	45.52	94.06
07	24,086.00	1,170.00	135.31	128.74	135.00	49.00	8.00	42.22	95.14
08	22,032.00	1,565.00	123.78	114.98	122.00	44.00	4.00	39.34	92.90
PK-12 Total	93,633.00	5,554.00			523.00				
OK-12 Total	93,633.00	5,554.00	526.03	494.83	523.00	199.00	26.00	43.02	94.07

**School Enrollment Summary**

Grade	Male									Female								Total	Lunch		EL Checked
	H	B	W	A	I	P	M	N	H	B	W	A	I	P	M	N	Free		Reduced	Is EL	
05	4	10	48	0	1	0	0	0	7	11	50	0	0	0	1	0	132	53	6	9	
06	1	13	49	0	1	0	1	0	5	15	48	0	0	0	1	0	134	53	8	7	
07	4	14	45	0	0	0	0	0	3	12	57	0	0	0	0	0	135	49	8	7	
08	5	9	51	0	0	0	0	0	11	11	33	1	0	0	1	0	122	44	4	13	
Enr Total	14	46	193	0	2	0	1	0	26	49	188	1	0	0	3	0	Lunch Totals	199	26	36	

**ENR Grand Total: 523**

# State Department of Education ADM Report

## Taylorville Primary

**SDE ADM Report**

**2021 - 9th Month - Not Approved**

**Run Date: 6/4/2021 8:52:11 AM**

School Number	School Name	Att. Days
0005	Taylorville Primary School	178

**School ADM Summary**

Grade	Pupil Days	Abs Days	ADM	ADA	Enrollment	Free	Reduced	%FRL	%ADA
97	796.00	0.00	4.47	4.47	7.00	0.00	0.00	0.00	100.00
98	502.00	0.00	2.82	2.82	5.00	0.00	0.00	0.00	100.00
99	12,120.00	700.00	68.09	64.16	74.00	33.00	8.00	55.41	94.22
0K	29,513.00	1,110.00	165.80	159.57	168.00	79.00	18.00	57.74	96.24
01	31,063.00	1,307.00	174.51	167.17	175.00	75.00	16.00	52.00	95.79
02	34,259.00	1,203.00	192.47	185.71	191.00	102.00	15.00	61.26	96.49
PK-12 Total	108,253.00	4,320.00			620.00				
0K-12 Total	94,835.00	3,620.00	532.78	512.44	534.00	256.00	49.00	57.12	96.18

**School Enrollment Summary**

Grade	Male									Female								Total	Lunch		EL Checked
	H	B	W	A	I	P	M	N	H	B	W	A	I	P	M	N	Free		Reduced	Is EL	
97	0	1	3	0	0	0	0	0	0	1	0	2	0	0	0	0	7	0	0	0	
98	0	2	0	0	0	0	0	0	0	1	2	0	0	0	0	0	5	0	0	0	
99	0	27	9	1	0	0	0	0	1	30	6	0	0	0	0	0	74	33	8	0	
0K	2	46	24	0	1	0	12	0	2	50	22	0	0	0	9	0	168	79	18	1	
01	3	47	18	1	0	1	4	0	1	73	22	2	0	0	3	0	175	75	16	7	
02	4	70	25	2	0	0	0	0	4	63	20	2	0	0	1	0	191	102	15	11	
Enr Total	9	193	79	4	1	1	16	0	8	218	72	6	0	0	13	0	Lunch Totals	289	57	19	

**ENR Grand Total: 620**



# State Department of Education ADM Report

## Tuscaloosa County High

### SDE ADM Report

2021 - 9th Month - Not Approved

Run Date: 6/4/2021 8:52:12 AM

School Number	School Name	Att. Days
0180	Tuscaloosa County High	178

### School ADM Summary

Grade	Pupil Days	Abs Days	ADM	ADA	Enrollment	Free	Reduced	%FRL	%ADA
09	75,970.00	4,296.00	426.80	402.66	422.00	175.00	14.00	44.79	94.35
10	73,616.00	3,468.00	413.57	394.09	408.00	130.00	9.00	34.07	95.29
11	68,364.00	3,089.00	384.07	366.71	374.00	122.00	14.00	36.36	95.48
12	65,011.00	2,382.00	365.23	351.85	366.00	98.00	13.00	30.33	96.34
PK-12 Total	282,961.00	13,235.00			1,570.00				
0K-12 Total	282,961.00	13,235.00	1,589.67	1,515.31	1,570.00	525.00	50.00	36.62	95.32

### School Enrollment Summary

Grade	Male									Female								Total	Lunch		EL Checked
	H	B	W	A	I	P	M	N	H	B	W	A	I	P	M	N	Free		Reduced	Is EL	
09	32	69	114	1	0	0	0	0	28	60	113	1	3	0	1	0	422	175	14	60	
10	29	68	112	2	1	0	1	0	20	60	113	1	0	0	1	0	408	130	9	47	
11	20	55	111	5	1	0	1	0	15	64	97	1	1	0	3	0	374	122	14	34	
12	18	59	103	1	1	0	1	0	21	69	88	3	0	0	2	0	366	98	13	40	
Enr Total	99	251	440	9	3	0	3	0	84	253	411	6	4	0	7	0	Lunch Totals	525	50	181	

ENR Grand Total: 1570

# State Department of Education ADM Report

## Vance Elementary

**SDE ADM Report**

**2021 - 9th Month - Not Approved**

**Run Date: 6/4/2021 8:52:12 AM**

School Number	School Name	Att. Days
0190	Vance Elementary School	178

**School ADM Summary**

Grade	Pupil Days	Abs Days	ADM	ADA	Enrollment	Free	Reduced	%FRL	%ADA
97	395.00	0.00	2.22	2.22	4.00	2.00	0.00	50.00	100.00
98	39.00	0.00	0.22	0.22	0.00	0.00	0.00	0.00	100.00
99	3,295.00	109.00	18.51	17.90	21.00	9.00	1.00	47.62	96.69
0K	12,934.00	723.00	72.66	68.60	72.00	30.00	8.00	52.78	94.41
01	13,437.00	609.00	75.49	72.07	76.00	40.00	2.00	55.26	95.47
02	14,020.00	580.00	78.76	75.51	77.00	33.00	4.00	48.05	95.86
03	13,633.00	548.00	76.59	73.51	75.00	30.00	6.00	48.00	95.98
04	12,145.00	496.00	68.23	65.44	66.00	27.00	6.00	50.00	95.92
05	17,194.00	849.00	96.60	91.83	98.00	35.00	8.00	43.88	95.06
PK-12 Total	87,092.00	3,914.00			489.00				
0K-12 Total	83,363.00	3,805.00	468.33	446.96	464.00	195.00	34.00	49.35	95.44

**School Enrollment Summary**

Grade	Male									Female									Total	Lunch		EL Checked
	H	B	W	A	I	P	M	N	H	B	W	A	I	P	M	N	Free	Reduced		Is EL		
97	0	0	0	0	0	0	0	0	0	0	2	2	0	0	0	0	0	4	2	0	0	
99	0	0	5	0	0	0	0	0	0	3	2	11	0	0	0	0	0	21	9	1	0	
0K	7	6	24	0	1	0	0	0	0	5	4	24	0	0	0	1	0	72	30	8	12	
01	4	11	27	0	0	0	0	0	0	4	2	26	0	1	0	1	0	76	40	2	8	
02	11	5	18	0	0	0	0	0	0	4	8	31	0	0	0	0	0	77	33	4	13	
03	6	8	21	0	0	0	1	0	0	6	6	25	0	1	0	1	0	75	30	6	12	
04	2	3	28	0	0	0	0	0	0	6	7	19	0	0	0	1	0	66	27	6	8	
05	7	6	42	0	0	0	0	0	0	4	9	29	0	0	0	1	0	98	35	8	10	
Enr Total	37	39	165	0	1	0	1	0	0	32	40	167	0	2	0	5	0	Lunch Totals	206	35	63	

**ENR Grand Total: 489**

# State Department of Education ADM Report

## Walker Elementary

### SDE ADM Report

2021 - 9th Month - Not Approved

Run Date: 6/4/2021 8:52:12 AM

School Number	School Name	Att. Days
0205	Walker Elementary School	178

### School ADM Summary

Grade	Pupil Days	Abs Days	ADM	ADA	Enrollment	Free	Reduced	%FRL	%ADA
97	113.00	0.00	0.63	0.63	1.00	0.00	0.00	0.00	100.00
98	146.00	0.00	0.82	0.82	4.00	0.00	0.00	0.00	100.00
99	6,863.00	391.00	38.56	36.36	39.00	9.00	5.00	35.90	94.30
0K	19,272.00	971.00	108.27	102.81	110.00	36.00	12.00	43.64	94.96
01	18,445.00	679.00	103.62	99.81	105.00	31.00	12.00	40.95	96.32
02	18,987.00	676.00	106.67	102.87	106.00	30.00	13.00	40.57	96.44
03	19,196.00	665.00	107.84	104.11	109.00	31.00	12.00	39.45	96.54
04	19,110.00	733.00	107.36	103.24	109.00	35.00	5.00	36.70	96.16
05	24,718.00	882.00	138.87	133.91	143.00	41.00	12.00	37.06	96.43
PK-12 Total	126,850.00	4,997.00			726.00				
OK-12 Total	119,728.00	4,606.00	672.63	646.75	682.00	204.00	66.00	39.59	96.15

### School Enrollment Summary

Grade	Male									Female									Total	Lunch		EL Checked
	H	B	W	A	I	P	M	N	H	B	W	A	I	P	M	N	Free	Reduced		Is EL		
97	0	0	1	0	0	0	0	0	0	0	0	0	0	0	0	0	1	0	0	0		
98	0	0	3	0	0	0	0	0	0	0	0	1	0	0	0	0	4	0	0	0		
99	1	0	16	0	0	0	0	0	0	0	1	21	0	0	0	0	39	9	5	0		
0K	5	2	48	0	0	0	0	0	0	1	3	50	0	0	0	1	110	36	12	2		
01	1	3	43	0	0	0	1	0	0	4	1	52	0	0	0	0	105	31	12	5		
02	2	1	55	0	0	0	0	0	0	2	1	44	0	0	0	1	106	30	13	3		
03	3	1	52	0	0	0	0	0	0	1	0	50	0	0	1	1	109	31	12	3		
04	2	2	48	0	0	1	1	0	0	2	2	48	0	0	1	2	109	35	5	4		
05	4	1	63	0	0	1	0	0	0	2	2	69	0	1	0	0	143	41	12	4		
Enr Total	18	10	329	0	0	2	2	0	0	12	10	335	0	1	2	5	Lunch Totals	213	71	21		

ENR Grand Total: 726

# State Department of Education ADM Report

## Westwood Elementary

**SDE ADM Report**

**2021 - 9th Month - Not Approved**

**Run Date: 6/4/2021 8:52:12 AM**

School Number	School Name	Att. Days
0210	Westwood Elementary School	178

**School ADM Summary**

Grade	Pupil Days	Abs Days	ADM	ADA	Enrollment	Free	Reduced	%FRL	%ADA
98	63.00	0.00	0.35	0.35	0.00	0.00	0.00	0.00	100.00
99	5,754.00	274.00	32.33	30.79	33.00	15.00	5.00	60.61	95.24
0K	9,712.00	436.00	54.56	52.11	53.00	23.00	4.00	50.94	95.51
01	10,474.00	348.00	58.84	56.89	60.00	28.00	4.00	53.33	96.68
02	8,622.00	330.00	48.44	46.58	48.00	28.00	1.00	60.42	96.17
03	8,326.00	330.00	46.78	44.92	47.00	24.00	2.00	55.32	96.04
04	7,551.00	276.00	42.42	40.87	42.00	14.00	4.00	42.86	96.34
<b>PK-12 Total</b>	<b>50,502.00</b>	<b>1,994.00</b>			<b>283.00</b>				
<b>0K-12 Total</b>	<b>44,685.00</b>	<b>1,720.00</b>	<b>251.04</b>	<b>241.38</b>	<b>250.00</b>	<b>117.00</b>	<b>15.00</b>	<b>52.80</b>	<b>96.15</b>

**School Enrollment Summary**

Grade	Male									Female									Total	Lunch		EL Checked
	H	B	W	A	I	P	M	N	H	B	W	A	I	P	M	N	Free	Reduced		Is EL		
99	0	0	19	0	0	0	0	0	1	1	12	0	0	0	0	0	33	15	5	0		
0K	2	1	17	0	0	0	0	0	3	2	27	0	1	0	0	0	53	23	4	4		
01	4	0	25	0	0	0	1	0	5	1	24	0	0	0	0	0	60	28	4	8		
02	4	0	18	0	0	0	0	0	7	0	19	0	0	0	0	0	48	28	1	10		
03	2	1	14	0	0	0	0	0	4	2	22	0	0	1	1	0	47	24	2	6		
04	4	0	17	0	0	0	0	0	1	1	18	1	0	0	0	0	42	14	4	2		
<b>Enr Total</b>	<b>16</b>	<b>2</b>	<b>110</b>	<b>0</b>	<b>0</b>	<b>0</b>	<b>1</b>	<b>0</b>	<b>21</b>	<b>7</b>	<b>122</b>	<b>1</b>	<b>1</b>	<b>1</b>	<b>1</b>	<b>0</b>	<b>Lunch Totals</b>	<b>132</b>	<b>20</b>	<b>30</b>		

**ENR Grand Total: 283**

# State Department of Education ADM Report

## District Attendance Summary (K – 12)

### SDE ADM Report

2021 - 9th Month - Not Approved

Run Date: 6/4/2021 8:52:12 AM

### District Attendance Summary (K-12)

School	Name	Enroll	ADM	ADA	Free	Reduced	%FRL	%ADA
0005	Taylorville Primary School	534.00	532.78	512.44	256.00	49.00	57.12	96.18
0010	Holt Elementary School	408.00	403.04	381.42	252.00	0.00	61.76	94.63
0020	Brookwood Elementary School	517.00	510.94	482.62	270.00	38.00	59.57	94.46
0025	Brookwood Middle School	784.00	786.86	738.28	336.00	44.00	48.47	93.83
0030	Brookwood High School	944.00	964.69	925.44	314.00	56.00	39.19	95.93
0040	Buhl Elementary School	195.00	195.65	185.24	98.00	16.00	58.46	94.68
0045	Big Sandy Elementary School	414.00	409.75	392.38	144.00	22.00	40.10	95.76
0050	Cottondale Elementary School	373.00	368.05	351.89	264.00	32.00	79.36	95.61
0060	Crestmont Elementary School	313.00	313.03	297.81	128.00	0.00	40.89	95.14
0070	Maxwell Elementary School	517.00	525.11	504.22	262.00	15.00	53.58	96.02
0075	Echols Middle School	795.00	792.53	745.72	266.00	26.00	36.73	94.09
0080	Englewood Elementary School	500.00	502.58	483.33	243.00	40.00	56.60	96.17
0085	Flatwoods Elementary School	411.00	410.55	390.98	249.00	35.00	69.10	95.23
0100	Hillcrest High School	1,285.00	1,295.76	1,248.11	427.00	66.00	38.37	96.32
0105	Hillcrest Middle School	606.00	602.69	581.38	252.00	35.00	47.36	96.46
0115	Davis Emerson Middle School	392.00	400.62	381.17	276.00	23.00	76.28	95.15
0120	Holt High School	376.00	389.02	355.37	243.00	19.00	69.68	91.35
0125	Huntington Place Elementary School	528.00	530.79	512.05	104.00	17.00	22.92	96.47
0127	Lake View Elementary School	621.00	627.04	598.75	192.00	38.00	37.04	95.49
0130	Matthews Elementary School	435.00	434.07	411.65	260.00	0.00	59.77	94.83
0140	Myrtlewood Elementary School	222.00	223.70	214.34	77.00	20.00	43.69	95.82
0155	Northport Elementary School	541.00	537.26	518.46	119.00	12.00	24.21	96.50
0160	Northside High School	450.00	448.78	434.37	107.00	15.00	27.11	96.79
0162	Northside Middle School	404.00	399.68	383.98	129.00	29.00	39.11	96.07
0163	Duncanville Middle School	464.00	464.93	446.08	177.00	17.00	41.81	95.95
0165	Lloyd Wood Education Center	44.00	44.22	37.14	15.00	0.00	34.09	83.99
0166	Sipsey Valley High School	477.00	484.75	462.59	163.00	15.00	37.32	95.43
0167	Sipsey Valley Middle School	523.00	526.03	494.83	199.00	26.00	43.02	94.07
0170	Collins Riverside Middle School	461.00	465.53	442.84	258.00	26.00	61.61	95.13
0180	Tuscaloosa County High	1,570.00	1,589.67	1,515.31	525.00	50.00	36.62	95.32
0190	Vance Elementary School	464.00	468.33	446.96	195.00	34.00	49.35	95.44
0200	Faucett Vestavia Elementary School	391.00	388.66	375.00	130.00	28.00	40.41	96.49
0205	Walker Elementary School	682.00	672.63	646.75	204.00	66.00	39.59	96.15
0210	Westwood Elementary School	250.00	251.04	241.38	117.00	15.00	52.80	96.15
3999	Unique Situations	0.00	94.00	0.00	0.00	0.00	0.00	0.00
<b>Total</b>		<b>17,891.00</b>	<b>18,054.76</b>	<b>17,140.28</b>	<b>7,251.00</b>	<b>924.00</b>	<b>45.69</b>	<b>95.46</b>

# State Department of Education ADM Report

## District ADM Summary

### District ADM Summary

Grade	Pupil Days	Abs Days	ADM	ADA	Enrollment	Free	Reduced	%FRL	%ADA
97	5,421.00	45.00	30.46	30.20	52.00	3.00	0.00	5.77	99.17
98	19,819.00	583.00	111.34	108.07	136.00	33.00	4.00	27.21	97.06
99	103,916.00	6,011.00	583.80	550.03	600.00	220.00	44.00	44.00	94.22
0K	251,368.00	11,865.00	1,412.18	1,345.52	1,426.00	646.00	91.00	51.68	95.28
01	262,799.00	11,563.00	1,476.40	1,411.44	1,480.00	651.00	82.00	49.53	95.60
02	252,790.00	10,269.00	1,514.17	1,362.48	1,411.00	590.00	85.00	47.84	95.94
03	241,073.00	9,826.00	1,354.34	1,299.14	1,358.00	572.00	77.00	47.79	95.92
04	234,673.00	10,323.00	1,318.39	1,260.39	1,317.00	554.00	76.00	47.84	95.60
05	262,050.00	11,552.00	1,472.19	1,407.29	1,473.00	612.00	72.00	46.44	95.59
06	262,915.00	13,148.00	1,477.05	1,403.19	1,468.00	649.00	70.00	48.98	95.00
07	240,731.00	11,283.00	1,352.42	1,289.03	1,352.00	561.00	71.00	46.75	95.31
08	264,636.00	14,529.00	1,486.72	1,405.10	1,486.00	632.00	79.00	47.85	94.51
09	242,790.00	12,187.00	1,363.99	1,295.52	1,356.00	547.00	52.00	44.17	94.98
10	241,237.00	11,451.00	1,355.26	1,290.93	1,332.00	469.00	70.00	40.47	95.25
11	221,774.00	9,670.00	1,245.92	1,191.60	1,214.00	404.00	50.00	37.40	95.64
12	218,177.00	8,375.00	1,225.71	1,178.66	1,218.00	364.00	49.00	33.91	96.16
PK-12 Total	3,326,169.00	152,680.00			18,679.00				
OK-12 Total	3,197,013.00	146,041.00	18,054.75	17,140.29	17,891.00	7,251.00	924.00	45.69	95.39

# Student Incident Reports (SIR)

## Big Sandy Elementary

### 0045 Big Sandy Elementary School - Summary

Infraction	Incidents	OSS	Alt School	Alt Setting	Expelled	Corporal	ISS
S09 - Defiance	9	9	0	0	0	0	0
S10 - Disobedience	1	1	0	0	0	0	0
S26 - Profanity/Vulgarity	2	2	0	0	0	0	0
S29 - Sexual Harassment	2	2	0	0	0	0	0
<b>Total</b>	<b>14</b>	<b>14</b>	<b>0</b>	<b>0</b>	<b>0</b>	<b>0</b>	<b>0</b>

## Brookwood Elementary

### 0020 Brookwood Elementary School - Summary

Infraction	Incidents	OSS	Alt School	Alt Setting	Expelled	Corporal	ISS
S09 - Defiance	4	4	0	0	0	0	0
S11 - Disorderly Conduct	6	6	0	0	0	0	0
S17 - Fighting	3	3	0	0	0	0	0
S22 - Inciting a Disturbance	1	1	0	0	0	0	0
S30 - Sexual Offenses, Other	1	1	0	0	0	0	0
S31 - Threat/Intimidation	5	5	0	0	0	0	0
S34 - Tobacco, Use	1	1	0	0	0	0	0
S58 - Other Incident	11	11	1	0	0	0	0
<b>Total</b>	<b>32</b>	<b>32</b>	<b>1</b>	<b>0</b>	<b>0</b>	<b>0</b>	<b>0</b>

# Student Incident Reports (SIR)

## Brookwood High

### 0030 Brookwood High School - Summary

Infraction	Incidents	OSS	Alt School	Alt Setting	Expelled	Corporal	ISS
S04 - Arson	1	1	0	0	0	0	0
S08 - Criminal Mischief	1	1	0	0	0	0	0
S09 - Defiance	31	31	0	0	0	0	0
S10 - Disobedience	2	2	0	0	0	0	0
S11 - Disorderly Conduct	2	2	0	0	0	0	0
S13 - Drugs, Possession	3	3	2	0	0	0	0
S15 - Drugs, Use	1	1	0	0	0	0	0
S16 - Unauthorized Communication Device	1	1	0	0	0	0	0
S17 - Fighting	17	18	0	0	0	0	0
S24 - Theft/Larceny	1	1	0	0	0	0	0
S26 - Profanity/Vulgarity	2	2	0	0	0	0	0
S30 - Sexual Offenses, Other	2	3	3	0	0	0	0
S32 - Tobacco, Possession	13	13	1	0	0	0	0
S34 - Tobacco, Use	8	8	0	0	0	0	0
S36 - Unauthorized Absence	3	3	0	0	0	0	0
S49 - Other Weapon, Possession	1	1	0	0	0	0	0
S51 - Other Weapon, Use	1	1	0	0	0	0	0
S52 - Knife, Possession	2	2	0	0	0	0	0
S58 - Other Incident	13	14	1	0	0	0	0
S59 - Inappropriate use of Technology	1	1	0	0	0	0	0
<b>Total</b>	<b>106</b>	<b>109</b>	<b>7</b>	<b>0</b>	<b>0</b>	<b>0</b>	<b>0</b>



# Student Incident Reports (SIR)

## Brookwood Middle

### 0025 Brookwood Middle School - Summary

Infraction	Incidents	OSS	Alt School	Alt Setting	Expelled	Corporal	ISS
S05 - Assault	1	1	1	0	0	0	0
S09 - Defiance	6	6	0	0	0	0	0
S10 - Disobedience	7	7	0	0	0	0	0
S11 - Disorderly Conduct	1	1	0	0	0	0	0
S13 - Drugs, Possession	1	1	0	0	0	0	0
S14 - Drugs, Sale	1	1	0	0	0	0	0
S15 - Drugs, Use	1	1	0	0	0	0	0
S16 - Unauthorized Communication Device	2	2	0	0	0	0	0
S17 - Fighting	29	40	1	0	0	0	0
S20 - Harassment	3	3	0	0	0	0	0
S26 - Profanity/Vulgarity	3	3	0	0	0	0	0
S29 - Sexual Harassment	1	1	0	0	0	0	0
S31 - Threat/Intimidation	7	7	0	0	0	0	0
S32 - Tobacco,Possession	18	18	0	0	0	0	0
S36 - Unauthorized Absence	2	2	0	0	0	0	0
S52 - Knife,Possession	1	1	0	0	0	0	0
S58 - Other Incident	43	48	1	0	0	0	0
<b>Total</b>	<b>127</b>	<b>143</b>	<b>3</b>	<b>0</b>	<b>0</b>	<b>0</b>	<b>0</b>

## Buhl Elementary

### 0040 Buhl Elementary School - Summary

Infraction	Incidents	OSS	Alt School	Alt Setting	Expelled	Corporal	ISS
S11 - Disorderly Conduct	1	1	0	0	0	0	0
S31 - Threat/Intimidation	1	1	0	0	0	0	0
S49 - Other Weapon,Possession	1	1	0	0	0	0	0
S58 - Other Incident	3	3	0	0	0	0	0
<b>Total</b>	<b>6</b>	<b>6</b>	<b>0</b>	<b>0</b>	<b>0</b>	<b>0</b>	<b>0</b>

# Student Incident Reports (SIR)

## Collins-Riverside Middle

### 0170 Collins Riverside Middle School - Summary

Infraction	Incidents	OSS	Alt School	Alt Setting	Expelled	Corporal	ISS
S09 - Defiance	30	31	0	0	0	0	0
S10 - Disobedience	11	11	0	0	0	0	0
S11 - Disorderly Conduct	39	48	0	0	0	0	0
S13 - Drugs, Possession	2	2	2	0	0	0	0
S17 - Fighting	20	33	0	0	0	0	0
S20 - Harassment	2	2	0	0	0	0	0
S22 - Inciting a Disturbance	2	8	0	0	0	0	0
S26 - Profanity/Vulgarity	2	2	0	0	0	0	0
S30 - Sexual Offenses, Other	1	1	0	0	0	0	0
S31 - Threat/Intimidation	2	1	2	0	0	0	0
S32 - Tobacco, Possession	12	18	0	0	0	0	0
S34 - Tobacco, Use	9	11	0	0	0	0	0
S49 - Other Weapon, Possession	1	1	0	0	0	0	0
S58 - Other Incident	5	4	2	0	0	0	0
<b>Total</b>	<b>138</b>	<b>173</b>	<b>6</b>	<b>0</b>	<b>0</b>	<b>0</b>	<b>0</b>

## Cottondale Elementary

### 0050 Cottondale Elementary School - Summary

Infraction	Incidents	OSS	Alt School	Alt Setting	Expelled	Corporal	ISS
S09 - Defiance	1	0	0	0	0	0	1
S11 - Disorderly Conduct	3	3	0	0	0	0	0
S17 - Fighting	5	5	0	0	0	0	0
S26 - Profanity/Vulgarity	2	2	0	0	0	0	0
S52 - Knife, Possession	1	1	0	0	0	0	0
S55 - Other/Unknown Weapon, Possession	1	1	0	0	0	0	0
<b>Total</b>	<b>13</b>	<b>12</b>	<b>0</b>	<b>0</b>	<b>0</b>	<b>0</b>	<b>1</b>

# Student Incident Reports (SIR)

## Crestmont Elementary

### 0060 Crestmont Elementary School - Summary

Infraction	Incidents	OSS	Alt School	Alt Setting	Expelled	Corporal	ISS
S09 - Defiance	3	3	0	0	0	0	0
S10 - Disobedience	1	1	0	0	0	0	0
S11 - Disorderly Conduct	2	2	0	0	0	0	0
S17 - Fighting	2	2	0	0	0	0	0
S31 - Threat/Intimidation	1	1	0	0	0	0	0
<b>Total</b>	<b>9</b>	<b>9</b>	<b>0</b>	<b>0</b>	<b>0</b>	<b>0</b>	<b>0</b>

## Davis Emerson Middle

### 0115 Davis Emerson Middle School - Summary

Infraction	Incidents	OSS	Alt School	Alt Setting	Expelled	Corporal	ISS
S05 - Assault	1	1	0	0	0	0	0
S09 - Defiance	13	13	0	0	0	0	0
S10 - Disobedience	8	8	0	0	0	0	0
S11 - Disorderly Conduct	24	26	0	0	0	0	0
S13 - Drugs, Possession	2	2	2	0	0	0	0
S15 - Drugs, Use	2	2	2	0	0	0	0
S16 - Unauthorized Communication Device	1	1	0	0	0	0	0
S17 - Fighting	41	59	0	0	0	0	0
S26 - Profanity/Vulgarity	1	1	0	0	0	0	0
S29 - Sexual Harassment	1	1	0	0	0	0	0
S31 - Threat/Intimidation	1	1	0	0	0	0	0
S32 - Tobacco, Possession	7	7	0	0	0	0	0
S34 - Tobacco, Use	2	2	0	0	0	0	0
S58 - Other Incident	2	2	0	0	0	0	0
<b>Total</b>	<b>106</b>	<b>126</b>	<b>4</b>	<b>0</b>	<b>0</b>	<b>0</b>	<b>0</b>

# Student Incident Reports (SIR)

## Duncanville Middle

### 0163 Duncanville Middle School - Summary

Infraction	Incidents	OSS	Alt School	Alt Setting	Expelled	Corporal	ISS
S01 - Alcohol Possession	1	1	1	0	0	0	0
S09 - Defiance	6	6	0	0	0	0	0
S10 - Disobedience	1	1	0	0	0	0	0
S13 - Drugs, Possession	2	2	0	0	0	0	0
S17 - Fighting	19	37	0	0	0	0	0
S20 - Harassment	1	1	0	0	0	0	0
S22 - Inciting a Disturbance	8	11	0	0	0	0	0
S26 - Profanity/Vulgarity	1	1	0	0	0	0	0
S30 - Sexual Offenses, Other	1	1	0	0	0	0	0
S31 - Threat/Intimidation	4	4	0	0	0	0	0
S32 - Tobacco, Possession	8	10	0	0	0	0	0
S34 - Tobacco, Use	1	1	0	0	0	0	0
S58 - Other Incident	35	36	0	0	0	0	0
<b>Total</b>	<b>88</b>	<b>112</b>	<b>1</b>	<b>0</b>	<b>0</b>	<b>0</b>	<b>0</b>

# Student Incident Reports (SIR)

## Echols Middle

### 0075 Echols Middle School - Summary

Infraction	Incidents	OSS	Alt School	Alt Setting	Expelled	Corporal	ISS
S05 - Assault	1	1	0	0	0	0	0
S08 - Criminal Mischief	1	1	0	0	0	0	0
S09 - Defiance	12	12	0	0	0	0	0
S10 - Disobedience	6	6	0	0	0	0	0
S11 - Disorderly Conduct	27	27	6	0	0	0	0
S13 - Drugs, Possession	4	4	3	0	0	0	0
S17 - Fighting	16	23	0	0	0	0	0
S20 - Harassment	1	1	0	0	0	0	0
S24 - Theft/Larceny	4	4	0	0	0	0	0
S30 - Sexual Offenses, Other	3	3	2	0	0	0	0
S31 - Threat/Intimidation	1	1	0	0	0	0	0
S32 - Tobacco,Possession	11	11	0	0	0	0	0
S34 - Tobacco,Use	8	8	0	0	0	0	0
S49 - Other Weapon,Possession	1	1	0	0	0	0	0
S52 - Knife,Possession	1	1	0	0	0	0	0
S58 - Other Incident	2	2	0	0	0	0	0
<b>Total</b>	<b>99</b>	<b>106</b>	<b>11</b>	<b>0</b>	<b>0</b>	<b>0</b>	<b>0</b>

# Student Incident Reports (SIR)

## Englewood Elementary

### 0080 Englewood Elementary School - Summary

Infraction	Incidents	OSS	Alt School	Alt Setting	Expelled	Corporal	ISS
S05 - Assault	10	10	0	0	0	0	0
S09 - Defiance	7	7	0	0	0	0	0
S10 - Disobedience	1	1	0	0	0	0	0
S11 - Disorderly Conduct	9	9	0	0	0	0	0
S17 - Fighting	27	27	0	0	0	0	0
S20 - Harassment	3	3	0	0	0	0	0
S26 - Profanity/Vulgarity	4	4	0	0	0	0	0
S30 - Sexual Offenses, Other	1	1	0	0	0	0	0
S31 - Threat/Intimidation	3	3	0	0	0	0	0
S32 - Tobacco, Possession	2	2	0	0	0	0	0
S34 - Tobacco, Use	4	4	0	0	0	0	0
<b>Total</b>	<b>71</b>	<b>71</b>	<b>0</b>	<b>0</b>	<b>0</b>	<b>0</b>	<b>0</b>

## Faucett-Vestavia Elementary

### 0200 Faucett Vestavia Elementary School - Summary

Infraction	Incidents	OSS	Alt School	Alt Setting	Expelled	Corporal	ISS
S58 - Other Incident	9	9	0	0	0	0	0
<b>Total</b>	<b>9</b>	<b>9</b>	<b>0</b>	<b>0</b>	<b>0</b>	<b>0</b>	<b>0</b>

# Student Incident Reports (SIR)

## Flatwoods Elementary

### 0085 Flatwoods Elementary School - Summary

Infraction	Incidents	OSS	Alt School	Alt Setting	Expelled	Corporal	ISS
S04 - Arson	1	1	0	0	0	0	0
S09 - Defiance	1	1	0	0	0	0	0
S10 - Disobedience	2	2	0	0	0	0	0
S11 - Disorderly Conduct	5	5	0	0	0	0	0
S17 - Fighting	3	3	0	0	0	0	0
S29 - Sexual Harassment	2	2	0	0	0	0	0
S49 - Other Weapon,Possession	2	1	1	0	0	0	0
S51 - Other Weapon,Use	2	2	0	0	0	0	0
<b>Total</b>	<b>18</b>	<b>17</b>	<b>1</b>	<b>0</b>	<b>0</b>	<b>0</b>	<b>0</b>

## Hillcrest High

### 0100 Hillcrest High School - Summary

Infraction	Incidents	OSS	Alt School	Alt Setting	Expelled	Corporal	ISS
S05 - Assault	1	2	1	0	0	0	0
S09 - Defiance	3	3	0	0	0	0	0
S10 - Disobedience	1	1	0	0	0	0	0
S11 - Disorderly Conduct	3	3	0	0	0	0	0
S13 - Drugs, Possession	5	5	3	0	0	0	0
S17 - Fighting	11	17	0	0	0	0	0
S20 - Harassment	2	2	0	0	0	0	0
S22 - Inciting a Disturbance	2	2	0	0	0	0	0
S24 - Theft/Larceny	1	1	0	0	0	0	0
S26 - Profanity/Vulgarity	11	11	0	0	0	0	0
S32 - Tobacco,Possession	10	10	0	0	0	0	0
S34 - Tobacco,Use	4	4	0	0	0	0	0
S58 - Other Incident	21	22	1	0	0	0	0
<b>Total</b>	<b>75</b>	<b>83</b>	<b>5</b>	<b>0</b>	<b>0</b>	<b>0</b>	<b>0</b>

# Student Incident Reports (SIR)

## Hillcrest Middle

### 0105 Hillcrest Middle School - Summary

Infraction	Incidents	OSS	Alt School	Alt Setting	Expelled	Corporal	ISS
S05 - Assault	1	1	0	0	0	0	0
S09 - Defiance	2	2	0	0	0	0	0
S10 - Disobedience	17	17	0	0	0	0	0
S11 - Disorderly Conduct	18	18	0	0	0	0	0
S13 - Drugs, Possession	1	1	0	0	0	0	0
S16 - Unauthorized Communication Device	3	3	0	0	0	0	0
S17 - Fighting	7	14	0	0	0	0	0
S26 - Profanity/Vulgarity	2	2	0	0	0	0	0
S30 - Sexual Offenses, Other	1	1	0	0	0	0	0
S31 - Threat/Intimidation	1	1	0	0	0	0	0
S32 - Tobacco, Possession	2	2	0	0	0	0	0
S34 - Tobacco, Use	2	2	0	0	0	0	0
S52 - Knife, Possession	2	2	0	0	0	0	0
S58 - Other Incident	2	2	0	0	0	0	0
<b>Total</b>	<b>61</b>	<b>68</b>	<b>0</b>	<b>0</b>	<b>0</b>	<b>0</b>	<b>0</b>

## Holt Elementary

### 0010 Holt Elementary School - Summary

Infraction	Incidents	OSS	Alt School	Alt Setting	Expelled	Corporal	ISS
S09 - Defiance	13	13	0	0	0	0	0
S10 - Disobedience	8	8	0	0	0	0	0
S11 - Disorderly Conduct	11	11	0	0	0	0	0
S13 - Drugs, Possession	1	1	0	0	0	0	0
S17 - Fighting	2	3	0	0	0	0	0
S20 - Harassment	1	1	0	0	0	0	0
S31 - Threat/Intimidation	3	3	0	0	0	0	0
S32 - Tobacco, Possession	1	1	0	0	0	0	0
<b>Total</b>	<b>40</b>	<b>41</b>	<b>0</b>	<b>0</b>	<b>0</b>	<b>0</b>	<b>0</b>



# Student Incident Reports (SIR)

## Holt High

### 0120 Holt High School - Summary

Infraction	Incidents	OSS	Alt School	Alt Setting	Expelled	Corporal	ISS
S01 - Alcohol Possession	3	3	0	0	0	0	0
S09 - Defiance	4	4	0	0	0	0	0
S11 - Disorderly Conduct	5	5	0	0	0	0	0
S13 - Drugs, Possession	3	3	1	0	0	0	0
S15 - Drugs, Use	1	1	0	0	0	0	0
S16 - Unauthorized Communication Device	1	1	0	0	0	0	0
S17 - Fighting	7	7	0	0	0	0	0
S20 - Harassment	1	1	0	0	0	0	0
S22 - Inciting a Disturbance	2	2	0	0	0	0	0
S24 - Theft/Larceny	1	1	0	0	0	0	0
S26 - Profanity/Vulgarity	1	1	0	0	0	0	0
S30 - Sexual Offenses, Other	2	2	1	0	0	0	0
S31 - Threat/Intimidation	3	3	0	0	0	0	0
S32 - Tobacco, Possession	3	3	0	0	0	0	0
S36 - Unauthorized Absence	2	2	0	0	0	0	0
S58 - Other Incident	6	6	0	0	0	0	0
<b>Total</b>	<b>45</b>	<b>45</b>	<b>2</b>	<b>0</b>	<b>0</b>	<b>0</b>	<b>0</b>

## Huntington Place Elementary

### 0125 Huntington Place Elementary School - Summary

Infraction	Incidents	OSS	Alt School	Alt Setting	Expelled	Corporal	ISS
S05 - Assault	1	1	0	0	0	0	0
S09 - Defiance	1	1	0	0	0	0	0
S11 - Disorderly Conduct	18	18	0	0	0	0	0
S17 - Fighting	2	2	0	0	0	0	0
S49 - Other Weapon, Possession	1	1	0	0	0	0	0
<b>Total</b>	<b>23</b>	<b>23</b>	<b>0</b>	<b>0</b>	<b>0</b>	<b>0</b>	<b>0</b>

# Student Incident Reports (SIR)

## Lake View Elementary

### 0127 Lake View Elementary School - Summary

Infraction	Incidents	OSS	Alt School	Alt Setting	Expelled	Corporal	ISS
S10 - Disobedience	13	12	0	0	0	0	1
S11 - Disorderly Conduct	20	20	0	0	0	0	0
S16 - Unauthorized Communication Device	1	1	0	0	0	0	0
S17 - Fighting	1	1	0	0	0	0	0
S20 - Harassment	3	3	0	0	0	0	0
S26 - Profanity/Vulgarity	3	3	0	0	0	0	0
S31 - Threat/Intimidation	3	3	0	0	0	0	0
S32 - Tobacco,Possession	1	1	0	0	0	0	0
<b>Total</b>	<b>45</b>	<b>44</b>	<b>0</b>	<b>0</b>	<b>0</b>	<b>0</b>	<b>1</b>

## Matthews Elementary

### 0130 Matthews Elementary School - Summary

Infraction	Incidents	OSS	Alt School	Alt Setting	Expelled	Corporal	ISS
S09 - Defiance	6	6	0	0	0	0	0
S10 - Disobedience	6	6	0	0	0	0	0
S11 - Disorderly Conduct	13	12	0	0	0	1	0
S17 - Fighting	14	22	0	0	0	0	0
S34 - Tobacco,Use	1	4	0	0	0	0	0
S58 - Other Incident	7	7	0	0	0	2	0
<b>Total</b>	<b>47</b>	<b>57</b>	<b>0</b>	<b>0</b>	<b>0</b>	<b>3</b>	<b>0</b>

# Student Incident Reports (SIR)

## Maxwell Elementary

0070 Maxwell Elementary School - Summary

Infraction	Incidents	OSS	Alt School	Alt Setting	Expelled	Corporal	ISS
S09 - Defiance	3	3	0	0	0	0	0
S10 - Disobedience	2	2	0	0	0	0	0
S11 - Disorderly Conduct	4	4	0	0	0	0	0
S17 - Fighting	6	6	0	0	0	0	0
S26 - Profanity/Vulgarity	15	15	0	0	0	0	0
S58 - Other Incident	5	5	0	0	0	0	0
<b>Total</b>	<b>35</b>	<b>35</b>	<b>0</b>	<b>0</b>	<b>0</b>	<b>0</b>	<b>0</b>

## Myrtlewood Elementary

0140 Myrtlewood Elementary School - Summary

Infraction	Incidents	OSS	Alt School	Alt Setting	Expelled	Corporal	ISS
S05 - Assault	1	1	0	0	0	0	0
S11 - Disorderly Conduct	4	4	0	0	0	0	0
S17 - Fighting	8	13	0	0	0	0	0
S24 - Theft/Larceny	1	1	0	0	0	0	0
S26 - Profanity/Vulgarity	1	1	0	0	0	0	0
S31 - Threat/Intimidation	2	2	0	0	0	0	0
S58 - Other Incident	4	4	0	0	0	0	0
<b>Total</b>	<b>21</b>	<b>26</b>	<b>0</b>	<b>0</b>	<b>0</b>	<b>0</b>	<b>0</b>

# Student Incident Reports (SIR)

## Northport Elementary

### 0155 Northport Elementary School - Summary

Infraction	Incidents	OSS	Alt School	Alt Setting	Expelled	Corporal	ISS
S09 - Defiance	4	4	0	0	0	0	0
S11 - Disorderly Conduct	4	4	0	0	0	0	0
<b>Total</b>	<b>8</b>	<b>8</b>	<b>0</b>	<b>0</b>	<b>0</b>	<b>0</b>	<b>0</b>

## Northside High

### 0160 Northside High School - Summary

Infraction	Incidents	OSS	Alt School	Alt Setting	Expelled	Corporal	ISS
S05 - Assault	1	1	0	0	0	0	0
S09 - Defiance	17	17	0	0	0	0	0
S11 - Disorderly Conduct	6	6	1	0	0	0	0
S13 - Drugs, Possession	1	1	0	0	0	0	0
S16 - Unauthorized Communication Device	1	1	0	0	0	0	0
S26 - Profanity/Vulgarity	14	14	0	0	0	0	0
S30 - Sexual Offenses, Other	3	3	0	0	0	0	0
S31 - Threat/Intimidation	1	1	0	0	0	0	0
S32 - Tobacco, Possession	4	4	0	0	0	0	0
S36 - Unauthorized Absence	18	18	0	0	0	0	0
S58 - Other Incident	7	7	0	0	0	0	0
<b>Total</b>	<b>73</b>	<b>73</b>	<b>1</b>	<b>0</b>	<b>0</b>	<b>0</b>	<b>0</b>

# Student Incident Reports (SIR)

## Northside Middle

### 0162 Northside Middle School - Summary

Infraction	Incidents	OSS	Alt School	Alt Setting	Expelled	Corporal	ISS
S05 - Assault	1	1	0	0	0	0	0
S09 - Defiance	3	3	0	0	0	0	0
S10 - Disobedience	3	3	0	0	0	0	0
S11 - Disorderly Conduct	15	16	0	0	0	0	0
S13 - Drugs, Possession	1	1	0	0	0	0	0
S17 - Fighting	13	26	1	0	0	0	0
S31 - Threat/Intimidation	7	8	1	0	0	0	0
S32 - Tobacco, Possession	6	7	0	0	0	0	0
S33 - Tobacco, Sale	1	1	0	0	0	0	0
S34 - Tobacco, Use	2	2	0	0	0	0	0
S58 - Other Incident	42	47	0	0	0	0	0
<b>Total</b>	<b>94</b>	<b>115</b>	<b>2</b>	<b>0</b>	<b>0</b>	<b>0</b>	<b>0</b>

## Sipsey Valley High

### 0166 Sipsey Valley High School - Summary

Infraction	Incidents	OSS	Alt School	Alt Setting	Expelled	Corporal	ISS
S09 - Defiance	1	1	0	0	0	0	0
S11 - Disorderly Conduct	3	3	0	0	0	0	0
S13 - Drugs, Possession	2	3	1	0	0	0	0
S16 - Unauthorized Communication Device	1	1	0	0	0	0	0
S17 - Fighting	5	8	0	0	0	0	0
S26 - Profanity/Vulgarity	1	1	0	0	0	0	0
S30 - Sexual Offenses, Other	1	2	2	0	0	0	0
S31 - Threat/Intimidation	1	1	0	0	0	0	0
S32 - Tobacco, Possession	2	2	1	0	0	0	0
S34 - Tobacco, Use	4	6	0	0	0	0	0
S36 - Unauthorized Absence	4	5	0	0	0	0	0
S58 - Other Incident	5	5	0	0	0	0	0
<b>Total</b>	<b>30</b>	<b>38</b>	<b>4</b>	<b>0</b>	<b>0</b>	<b>0</b>	<b>0</b>

# Student Incident Reports (SIR)

## Sipsey Valley Middle

### 0167 Sipsey Valley Middle School - Summary

Infraction	Incidents	OSS	Alt School	Alt Setting	Expelled	Corporal	ISS
S09 - Defiance	4	4	0	0	0	0	0
S10 - Disobedience	9	7	0	2	0	0	0
S17 - Fighting	24	33	0	0	0	0	0
S20 - Harassment	3	3	0	0	0	0	0
S26 - Profanity/Vulgarity	4	4	0	0	0	0	0
S29 - Sexual Harassment	1	1	0	0	0	0	0
S31 - Threat/Intimidation	3	3	0	0	0	0	0
S32 - Tobacco,Possession	6	8	0	0	0	0	0
S34 - Tobacco,Use	1	1	0	0	0	0	0
S58 - Other Incident	36	36	1	0	0	0	0
<b>Total</b>	<b>91</b>	<b>100</b>	<b>1</b>	<b>2</b>	<b>0</b>	<b>0</b>	<b>0</b>

## Taylorville Primary

### 0005 Taylorville Primary School - Summary

Infraction	Incidents	OSS	Alt School	Alt Setting	Expelled	Corporal	ISS
S09 - Defiance	2	1	0	0	0	0	1
S10 - Disobedience	2	2	0	0	0	0	0
S11 - Disorderly Conduct	51	51	0	0	0	0	0
S17 - Fighting	3	10	0	0	0	0	0
S58 - Other Incident	2	2	0	0	0	0	0
<b>Total</b>	<b>60</b>	<b>66</b>	<b>0</b>	<b>0</b>	<b>0</b>	<b>0</b>	<b>1</b>

# Student Incident Reports (SIR)

## Tuscaloosa County High

### 0180 Tuscaloosa County High - Summary

Infraction	Incidents	OSS	Alt School	Alt Setting	Expelled	Corporal	ISS
S01 - Alcohol Possession	1	2	0	0	0	0	0
S03 - Alcohol Use	1	2	1	0	0	0	0
S05 - Assault	4	4	0	0	0	0	0
S09 - Defiance	33	33	1	0	0	0	0
S10 - Disobedience	9	9	0	0	0	0	0
S11 - Disorderly Conduct	14	14	1	0	0	0	0
S13 - Drugs, Possession	1	1	1	0	0	0	0
S16 - Unauthorized Communication Device	2	2	0	0	0	0	0
S17 - Fighting	31	48	0	0	0	0	0
S20 - Harassment	2	2	0	0	0	0	0
S22 - Inciting a Disturbance	2	3	0	0	0	0	0
S24 - Theft/Larceny	1	1	0	0	0	0	0
S26 - Profanity/Vulgarity	8	8	0	0	0	0	0
S30 - Sexual Offenses, Other	2	2	0	0	0	0	0
S31 - Threat/Intimidation	3	3	0	0	0	0	0
S32 - Tobacco, Possession	20	20	0	0	0	0	0
S33 - Tobacco, Sale	3	3	0	0	0	0	0
S34 - Tobacco, Use	12	12	0	0	0	0	0
S35 - Trespassing	2	7	0	0	0	0	0
S36 - Unauthorized Absence	30	33	0	0	0	0	0
S49 - Other Weapon, Possession	1	1	0	0	0	0	0
S52 - Knife, Possession	1	1	1	0	0	0	0
S58 - Other Incident	32	32	0	0	0	0	0
<b>Total</b>	<b>215</b>	<b>243</b>	<b>5</b>	<b>0</b>	<b>0</b>	<b>0</b>	<b>0</b>

# Student Incident Reports (SIR)

## Vance Elementary

### 0190 Vance Elementary School - Summary

Infraction	Incidents	OSS	Alt School	Alt Setting	Expelled	Corporal	ISS
S09 - Defiance	5	5	0	0	0	0	0
S10 - Disobedience	7	7	0	0	0	0	0
S11 - Disorderly Conduct	4	4	0	0	0	0	0
S17 - Fighting	4	4	0	0	0	0	0
S20 - Harassment	1	1	0	0	0	0	0
S29 - Sexual Harassment	1	1	0	0	0	0	0
S31 - Threat/Intimidation	4	4	0	0	0	0	0
S49 - Other Weapon, Possession	1	1	0	0	0	0	0
<b>Total</b>	<b>27</b>	<b>27</b>	<b>0</b>	<b>0</b>	<b>0</b>	<b>0</b>	<b>0</b>

## Walker Elementary

### 0205 Walker Elementary School - Summary

Infraction	Incidents	OSS	Alt School	Alt Setting	Expelled	Corporal	ISS
S10 - Disobedience	1	1	0	0	0	0	0
S11 - Disorderly Conduct	15	14	0	0	0	0	1
S26 - Profanity/Vulgarity	1	1	0	0	0	0	0
S34 - Tobacco, Use	2	2	0	0	0	0	0
<b>Total</b>	<b>19</b>	<b>18</b>	<b>0</b>	<b>0</b>	<b>0</b>	<b>0</b>	<b>1</b>

## Westwood Elementary

### 0210 Westwood Elementary School - Summary

Infraction	Incidents	OSS	Alt School	Alt Setting	Expelled	Corporal	ISS
S11 - Disorderly Conduct	1	1	0	0	0	0	0
<b>Total</b>	<b>1</b>	<b>1</b>	<b>0</b>	<b>0</b>	<b>0</b>	<b>0</b>	<b>0</b>