

Please note, submitting an Intake Form is *not* required for event registration.

1. Go to ravenna-hub.com/login. Press “create an account” if you are a new user, otherwise login on the right hand side.



Online Applications

For students applying to private and independent PS-12 schools.

Create an account

[About Ravenna Solutions](#)

[Click here if you are a school user](#)

Login

Using your Ravenna credentials:

Email Address

Email Address

Password

Password

Remember Me

Log in

[Forgot Your Password?](#)

2. If you are a new user, fill out the information and click the green “Create account” button.



[Login](#) [Create account](#)

Online Applications

For students applying to private and independent PS-12 schools.

Welcome parents and guardians!

There are some things to know about our system:

Schools using our system for their applications or supplemental forms will send you here from their website.

Accounts must be created by adults. No one under the age of 13 should submit forms.

Security and privacy are important to us. Please visit our [Terms of Service](#) for additional details.

[About Ravenna Solutions](#)

Already have an account? Sign in

Create account

Parent / Guardian First Name

First name

Last Name

Last name

Parent / Guardian Email

Email

Re-type Email

Re-type Email

Password

Password

Must be a minimum of 9 characters including letters of mixed case, digits, and symbols.

I have read and agree to the [Terms of Service & Privacy Policy](#)

Create account

3. Add information to your Student Profile (including a recent photo), Family Information, Sibling Information, your student's Education History, and your student's Current School. If your student lives in more than one household, press the "+Add parent/guardians living at different addresses" button to add additional information.

Edit Student Profile





Jamie LWHS 9th Grade Application Process
Apply grade: 9

 Edit

Family Information

Jane Doe

123 fake street Bellevue WA 98008

 Edit  Remove

Does your student have any other parents / guardians living at another address? If yes, click the Add parents / guardians living at different address button.

[+ Add parent / guardians living at different address](#)

Sibling Information (optional)


Please list all siblings. If you have an additional applicant student you will have an opportunity to add that student later.

[+ Add sibling](#)

Education History



If you do not find your student's current school in the list, if you are an international applicant or if your student is homeschooled, select the "Add a School" button. Additionally, if this applicant has no formal educational history, you can indicate that below. You can edit this section at any time.

- My student has education history
- My student has no education history
- I prefer to decline answering this question

 **Current School**

Lick-Wilmerding High School
Attended grades – (empty)

Allow school to see that you are applying out
Yes

 Edit  Remove

Would you like to add another school to your student's education history? If so, please click **Add school** button.

[+ Add school](#)



4. After creating the Student Profile, go to the “School Directory” which is located on the left hand side of the screen.



GENERAL

- Dashboard
- School Directory
- Events
- Get Help

5. Find Lick-Wilmerding High School by typing it in under “Filter By Name.”


School Directory

Regional schools Boarding schools


Found 99 schools in

San Francisco Bay Area

Filter By Name: Lick-Wilmerding Filter By City: By Grade: Select grades

 **Lick-Wilmerding High School** 755 Ocean Avenue San Francisco CA 94112
Grades: 9, 10, 11, 12

6. Click the green “Apply” button. Select the appropriate “Type of application” and fill in other required information.

 **Lick-Wilmerding High School** 755 Ocean Avenue San Francisco CA 94112
Grades: 9, 10, 11, 12

Show Useful Contacts Upcoming Events Explore **Apply**

7. Under the “Preliminary Steps” look for the step “Submit an Intake Form.” Fill out the Intake Form and press the green “Continue” button at the bottom.



Submit an Intake Form Due: Jan 9th 2024 11:59 pm

Submitting an intake form is the first step in the application process at LWHS (but is not required for event registration).

Intake forms are reviewed and checked off manually. Please allow 1-2 business days for our team to mark this form as complete.



Intake Form

Required questions unanswered

Due: Jan 9th 2024 11:59 pm

8. Once your Intake Form has been received by our staff, you will see a green check mark next to “Submit an Intake Form.” Please allow our office 48 hours for processing.

School acknowledgement of required steps

- Not complete
- Form awaiting acknowledgement
- Complete

Preliminary Application Steps

- Submit an Intake Form
- Submit Part I - Parent/Guardian Application and \$100 Application Fee

Additional Steps

- Complete Cub Conversation
- Submit Part II - Student Application
- Submit Student Activity and Interest Form
- Principal/Counselor Rec Received
- English Teacher Rec Received
- Math Teacher Rec Received
- 7th Grade Transcripts Received
- 8th Grade Transcripts Received

Questions?

Call the Admissions Office at 415.337.9990 or email us at admissions@lwhs.org.