



Mapleton Public Schools Board of Education

Regular Meeting
Administration Building

October 25, 2016
6:00 p.m.

DISTRICT MISSION

... Ensure that each student is empowered to achieve his or her dreams and contribute to his or her community and world ...

BOARD PURPOSE

Providing highly effective governance for Mapleton's strategic student achievement effort.

CORE ROLES

Guiding the district through the superintendent
Engaging constituents
Ensuring effective operations and alignment of resources
Monitoring effectiveness
Modeling excellence

2016 - 2017

FOCUS AREAS

Student Achievement
Exceptional Staff
Character Development
Learning Environment
Communication
Community Involvement
Facilities Management
District Image

BOARD MEMBERS

Cindy Croisant
Steve Donnell
Sheila Montoya
Theo Rodriguez
Ken Winslow

SUPERINTENDENT

Charlotte Ciancio

1. Call to Order
2. Roll Call
3. Pledge of Allegiance
4. Approval of Agenda
5. What's Right in Mapleton
6. Public Participation
7. Approval of Minutes
 - 7.1. Approval of September 27, 2016, Board Meeting minutes
 - 7.2. Approval of October 11, 2016, Study Session minutes
8. Report of the Secretary
9. Consent Agenda
 - 9.1. Personnel Action, Policy GCE/GCF – Ms. Toussaint
 - 9.2. Finance Report September, 2016, Policy DIC – Mrs. Martinez
10. Focus: Board Business
 - 10.1 Board Policy BEAA First Reading, Policy BGA – Ms. Ciancio
11. Focus: Student Achievement
 - 11.1. Accountability Update, Policy AED – Mr. Fuller
12. Focus: Communication
 - 12.1. American Education Week, Policy AC – Mrs. Allenbach
 - 12.2. 1st Quarter FY2017 Financial Report, Policy DIC – Mrs. Martinez
 - 12.3. Grant Acceptance – CNG School Bus, Policy DD – Ms. Setzer
13. Focus: Community Involvement
 - 13.1 DAAC Update, Policy AE – Mr. Fuller
14. Discussion of Next Agenda
15. Superintendent's Comments
16. Board Committee Update
17. School Board Discussion / Remarks
18. Next Meeting Notification – November 29, 2016
19. Adjournment

Welcome to a meeting of the Mapleton Public School Board of Education!

The Board's meeting time is dedicated to addressing Mapleton's mission and top-priority focus areas. "Public Participation" is an opportunity during the business meeting to present brief comments or pose questions to the Board for consideration or follow-up. Each person is asked to limit his or her comments to 3 minutes. If you are interested in helping Mapleton's efforts, please talk with any member of the district leadership team or call the district office at 303-853-1015. Opportunities abound. Your participation is desired.

1.0 CALL TO ORDER

President Ken Winslow called the meeting of the Board of Education – Mapleton Public Schools to order at 6:02 p.m. on Tuesday, September 27, 2016, at the Administration Building.

2.0 ROLL CALL

Cindy Croisant – Vice President	Present
Steve Donnell – Secretary	Present
Sheila Montoya – Treasurer	Present
Theo Rodriguez – Asst. Secretary / Treasurer	Absent
Ken Winslow – President	Present

3.0 PLEDGE OF ALLEGIANCE

Mr. Winslow led the Pledge of Allegiance.

4.0 APPROVAL OF AGENDA

MOTION: By Ms. Montoya, seconded by Ms. Croisant, to approve the Agenda as presented.

AYES: Ms. Croisant, Mr. Donnell, Ms. Montoya, and Mr. Winslow
Motion carried 4-0

5.0 WHAT'S RIGHT IN MAPLETON

Mr. Crawford said students from Achieve Academy STEAM (Science, Technology, Engineering, Arts and Mathematics) school would be addressing the Board about the Design Thinking Projects they had completed in Engineering Specials class. He noted that as the students worked on their projects, they were encouraged to use their own creative problem-solving skills by thinking about the needs of people in their school and community.

Alex Avalos, Johnathon Voong, Evva Harless, Neveah Schrecengost, Jaileene Rivera, Andres Mendoza and Yuzaleth Leon Vargas then explained the process they used in designing and making an environmentally friendly deodorant case.

Board members thanked the students for their informative presentation.

RECESS: 6:12 p.m.; reconvened at 6:15 p.m.

6.0 PUBLIC PARTICIPATION

None

7.0 APPROVAL OF MINUTES

MOTION: By Ms. Croisant, seconded by Ms. Montoya, to approve the minutes as stated on the Board Agenda dated September 27, 2016: 7.1 Board Meeting minutes of August 23, 2016; 7.2 Special Meeting minutes of September 13, 2016; and 7.3 Study Session minutes of September 13, 2016:

AYES: Ms. Croisant, Mr. Donnell, Ms. Montoya, and Mr. Winslow
Motion carried 4-0

8.0 REPORT OF THE SECRETARY

None

9.0 CONSENT AGENDA

MOTION: By Ms. Croisant, seconded by Ms. Montoya, to approve Agenda items 9.1 Personnel Action and 9.2 Finance Report for August, 2016, as stated on the Board Agenda dated September 27, 2016.

AYES: Ms. Croisant, Mr. Donnell, Ms. Montoya, and Mr. Winslow
Motion carried 4-0

10.0 EXCEPTIONAL STAFF

10.1 Classified School Employee Week

Ms. Toussaint asked that the Board support the week of October 17 through October 21, 2016, as Classified School Employee Week and read the following Proclamation:

WHEREAS, the Colorado Classified School Employees are an essential part of the State's education system by providing safe and orderly facilities where students learn and grow; and

WHEREAS, classified school employees perform the daily cleaning and maintenance of school property, safely transport students to and from school, prepare and serve nourishing lunches, maintain records and reports and assist in classrooms and on school playgrounds; and

WHEREAS, classified school employees continue to seek solutions to prevent school violence and are actively involved in school programs; and

WHEREAS, it is appropriate for Colorado to recognize the role classified school employees hold in our education system and to salute these employees for the valuable service each provides to Colorado's students and communities,

NOW THEREFORE, The Board of Education of Mapleton Public Schools hereby proclaims October 17 through October 21, 2016, as Classified School Employee Week.

MOTION: By Ms. Montoya, seconded by Ms. Croisant, to approve the week of October 17-21, 2016, as Classified School Employee Week.

AYES: Ms. Croisant, Mr. Donnell, Ms. Montoya, and Mr. Winslow
Motion carried 4-0

10.2 Dashboard Report – New Licensed Staff

Ms. Toussaint presented a dashboard report on Mapleton licensed staff, with special attention those newly hired. She noted the District began the school year with 820 employees (classified, licensed, administrative), 63 of whom were licensed staff new to the District. She went on to report how many years of teaching experience new licensed staff had, how they learned about the District, and what attracted them to choose Mapleton.

11.0 FOCUS: STUDENT ACHIEVEMENT

11.1 Mapleton Community Reads Initiative

Ms. Branscum said that in 2012 the District launched its first Community Reads campaign, which engaged students, parents and community members in reading a common book. She explained that due to overwhelming interest and participation, the event had been hosted annually by the District. Ms. Branscum noted that between October 2016 and January 2017, Mapleton Public Schools would promote the following book titles:

- *Fudge-a-Mania* by Judy Blume
- *Pax* by Sara Pennypacker

Mr. Winslow noted former Board member Karen Hoopes had started this program and he looked forward to continuing it.

11.2 Student Travel – Overnight Trips District-Wide

Mrs. Allenbach said that over the past three years, District students had participated in a variety of overnight trips through their involvement in District and school-level clubs, the Athletics program, the Jr. ROTC program, the Performing Arts program and various fieldwork experiences.

She explained that since several necessary and/or valuable student travel requests took place on an annual basis, and to ensure overnight student travel requests were addressed in a timely manner, District administration was seeking Board approval of student travel requests with overnight stays for the 2016-2017 school year.

Mrs. Allenbach went on to say all student travel taking place throughout the school year would be recapped for the Board through quarterly reports. She noted, also, that all student travel requests involving students in grades PK-3, as well as out-of-state student travel requests, would continue to be presented in advance for Board approval.

MOTION: By Mr. Donnell, seconded by Ms. Montoya, to approve occasional overnight stays for students who participate in District clubs, Athletics, Performing Arts, Jr. ROTC and fieldwork experiences as presented.

AYES: Ms. Croisant, Mr. Donnell, Ms. Montoya, and Mr. Winslow
Motion carried 4-0

11.3 PARCC Results

Mr. Fuller said the Colorado Department of Education (CDE) had recently released the 2015 Partnership for Assessment of Readiness for College and Careers (PARCC) achievement and growth results. He explained Colorado students took PARCC assessments in English Language Arts (ELA) and Mathematics last April and reviewed those results with the Board.

In summary, Mr. Fuller said

- Trend data was hard to establish since this was only the second year of PARCC.
- Changes in test design and test format may have an impact on comparability of test results for some grade levels.
- PARCC results provided an additional data element to assist changes in identifying trends and District performance.
- Growth data shows: Met for ELA and Approaching for Math.

Members of the Board asked specific questions regarding the PARCC assessment, how it impacted the District and whether the results were usable. Ms. Ciancio said the District would continue to monitor the situation.

12.0 FOCUS: COMMUNICATION

12.1 Grant Acceptance – CDE Re-engagement

Ms. Toussaint reported that in April 2016 the District had been awarded a CO Re-engagement grant from the Colorado Department of Education to be used to support re-engagement efforts for high school students in the areas of attendance, social-emotional support and academic progress. She described how the grant would be used, explained it was renewable for three years, and said Year Two funding had been made available earlier in the month.

MOTION: By Ms. Montoya, seconded by Ms. Croisant, to accept \$73,409 from the Colorado Department of Education to support re-engagement efforts for high school students as presented.

AYES: Ms. Croisant, Mr. Donnell, Ms. Montoya, and Mr. Winslow
Motion carried 4-0

12.2 Grant Acceptance - ECPAC

Ms. Branscum noted Mapleton Public Schools served as the fiscal agent for the Early Childhood Partnership of Adams County (ECPAC). She explained the agreement for providing this service was that ECPAC follow State regulation and Board policy related to fiscal transactions. ECPAC recently received a grant from Temple Hoyne Buell in the amount of \$50,000 to be used to improve the quality of early childhood programs.

MOTION: By Ms. Croisant, seconded by Ms. Montoya, to accept \$50,000 on behalf of the Early Childhood Partnership of Adams County as presented.

AYES: Ms. Croisant, Mr. Donnell, Ms. Montoya, and Mr. Winslow
Motion carried 4-0

13.0 FOCUS: COMMUNITY INVOLVEMENT

13.1 DAAC Appointments, Charges and Updates

Mr. Fuller explained Colorado law required local Boards of Education to create a School District Accountability Advisory Committee (DAAC). He presented for Board approval the appointees to DAAC for the 2016-2017 school year.

Parent/Community Appointees:

Alex Frazier, Christina Gallegos, LaShelle Huehn, Leana Kelly, Fred Kerst, Linda Kerst, Yesenia Landa, Kami Moore, Sandra Muñoz, Tamara Musch, Melanie Newton, Abelino Pacheco, Christina Pacheco, Marilou Romero, Kristine Smith, Artie Thompson, Candy Tindell, Jocelyne Vega and Cindy Wood.

Administration Appointees:

Brian Fuller, Chief Information Officer

Faculty/Staff Appointees:

Michelle Barrott-Jackson, Margaret Bell, Melanie Bosquez, Dani Dickson, Sarah Eichert, Josh Hirsch, Melissa Kretzmann, Cindy Lewis, Anna Luxford, John McDermott, Eric Munoz, Anna Neefe, Beth Schamp, Ben Schneider, Maya Valdivia,

Angela Waldrop and Erica Wernsmann

Mr. Fuller also reviewed with the Board the DAAC recommended areas of study for the 2016-2017 school year:

- Review and comment on District goals and objectives for the 2016-17 school year (Note: particular emphasis on the Unified Improvement Plan)
- Provide input to the Board concerning the creation and enforcement of the Conduct and Discipline Code
- Review and comment on District budget priorities for the 2016-17 school year
- Review and comment on charter applications prior to consideration by the Board
- Review and comment on Federal grants submitted by the District
- Review and monitor the District Attendance Initiative
- Serve as the District Title 1 Parent Committee
- Serve as the District Wellness Committee
- Serve as the District Personnel Evaluation Council

MOTION: By Ms. Montoya, seconded by Ms. Croisant, to approve the 2016-2017 DAAC appointments and Board charges as presented.

AYES: Ms. Croisant, Mr. Donnell, Ms. Montoya, and Mr. Winslow
Motion carried 4-0

14.0 DISCUSSION OF NEXT AGENDA

Mr. Winslow said the October 25 meeting would include American Education Week and a DAAC update.

15.0 SUPERINTENDENT'S COMMENTS

During her report, Ms. Ciancio

- Said Homecoming was on the 30th and discussed details of that event.
- Noted the closing on the 104th and York (Carlson) property was scheduled for Wednesday, September 28, and the closing on the Broadway building was set for Friday, September 30.
- Explained school performance framework results were embargoed until Thursday, but said the results were good news for Mapleton.

16.0 BOARD COMMITTEE UPDATE

Ms. Croisant said she and Superintendent Ciancio had attended a recent Rocky Mountain Risk (RMR) Board meeting, noting the group had discussed possible additional shortages due to rising health costs. She also mentioned Adams 12 was thankful for the support from other districts following their district's recent bus accident.

Mr. Donnell said the Mapleton Education Foundation (MEF) was discussing plans for the upcoming gala and encouraged all to attend.

17.0 SCHOOL BOARD REMARKS

Mr. Winslow said he was excited about Spirit Week, the closings on the property and the upcoming election.

18.0 NEXT MEETING NOTIFICATION

The next Board meeting will be at 6:00 p.m. on Tuesday, October 25, 2016, at the Administration Building.

18.0 ADJOURNMENT

Mr. Winslow noted the Board would meet in a staff debrief session following the business meeting.

The Board motioned to adjourn at 7:06 p.m.

Kenneth Winslow, Board President

Stephen Donnell, Board Secretary

Submitted by Anitra Rock, Recording Secretary for the Board of Education

Members of The Board of Education – Mapleton Public Schools met in study session at 5:30 p.m. on Tuesday, October 11, 2016, at the Administration Building Boardroom.

Present: Cindy Croisant – Vice President
 Steve Donnell – Secretary
 Sheila Montoya - Treasurer
 Theo Rodriguez – Asst. Secretary / Treasurer
 Ken Winslow - President

During the meeting, the Board:

- Heard an update on the November election
- Heard an update on renovation plans for the Broadway building
- Took a site tour of the Broadway building

No official Board action was taken at the meeting.

Kenneth Winslow, Board President

Stephen Donnell, Board Secretary

Submitted by Anitra Rock, Recording Secretary for the Board of Education

Memo

TO: Charlotte Ciancio, Superintendent
FROM: Sue-Lin Toussaint, Executive Director of Human Resources
DATE: October 20, 2016

Policy: Professional Staff Recruiting and Hiring, Policy GCE/GCF
Report Type: Decision Making (Consent)
SUBJECT: Personnel Action

Policy Wording: The Board of Education for Mapleton Public Schools directs the Superintendent to develop and maintain a recruitment program designed to attract and hold the best possible personnel.

Decision Requested: The Office of Human Resources recommends the following personnel information to be approved by Board Action at the regular meeting of October 25, 2016.

CLASSIFIED STAFF

<u>NEW EMPLOYEES</u>	<u>POSITION/FACILITY</u>	<u>EFFECTIVE DATE</u>	<u>REASON</u>
Kemm, Jasmine	Sub. Bus Para./Transportation	09/28/2016	New Hire
Lupini, Cristina	Preschool Para. Sub./District	09/29/2016	New Hire
Martinez, Maria	Substitute Custodian/District	10/12/2016	New Hire
McQuain, Glen	Plumber/Maintenance	10/04/2016	New Hire
Santillan-Chia, Rosa	Preschool Para./Monterey	10/04/2016	New Hire
Saroni, Cody	Special Education Para./MESA	09/27/2016	New Hire
Vey, Audy	Substitute Custodian/District	10/04/2016	New Hire
Vigil, Nicole	Special Education Para./Meadow	10/12/2016	New Hire
<u>RESIGNATIONS/TERM.</u>	<u>POSITION/FACILITY</u>	<u>EFFECTIVE DATE</u>	<u>REASON</u>
Gallinar, Anna	Bus Driver/Transportation	09/30/2016	Resignation

CLASSIFIED REQUESTS

Sandra Crumrine, Nutrition Services Manager at MEC/MESA, is requesting to retire effective December 30, 2016.

Carla Gomez Nunez, Special Education Paraprofessional at York, is requesting a Family Medical Leave of Absence beginning September 7, 2016 through October 31, 2016.

Angie Spiegel, Athletic Secretary at the Skyview Campus, is requesting a Family Medical Leave of Absence beginning September 21, 2016 through October 12, 2016.

LICENSED STAFF

<u>NEW EMPLOYEES</u>	<u>POSITION/FACILITY</u>	<u>EFFECTIVE DATE</u>	<u>REASON</u>
	No requests at this time		
<u>RESIGNATIONS/TERM.</u>	<u>POSITION/FACILITY</u>	<u>EFFECTIVE DATE</u>	<u>REASON</u>
Comeau, Joanna	6 th Grade/Valley View	11/01/2016	Resignation

LICENSED REQUESTS

Sara Milius, Social Studies Teacher at North Valley, is requesting a maternity leave of absence beginning October 31, 2016 through February 14, 2017.

ADMINISTRATION STAFF

<u>NEW EMPLOYEES</u>	<u>POSITION/FACILITY</u>	<u>EFFECTIVE DATE</u>	<u>REASON</u>
	No requests at this time		
<u>RESIGNATIONS/TERM.</u>	<u>POSITION/FACILITY</u>	<u>EFFECTIVE DATE</u>	<u>REASON</u>
	No requests at this time		

ADMINISTRATION REQUESTS

No requests at this time

SUBSTITUTE TEACHERS/OTHER ON CALL

ADDITIONS

Clos, Andrew
Gregory, Jeanne
Kawasaki, Lori
Kenna, Eric
MacKinnon, Maria
Marnell, Elizabeth
Mays, Linda
Rushton, Diane
Vogt, Andrew
Zsteffoni, Shauna

DELETIONS

Anderson, Jessica
Avery, Ned
Banker, John
Bothwell, Kellen
Brown, Nyssa
Cantu, Ruben
Carwile, Chilsea
Cortes, Richard
Erickson, Valerie
Harder, Lindsay
Hulbert, Katherine
Iglesias, Timothy
King, Timothy
Lenell, Elizabeth
Lissner, Steven
Lo, Melanie
Luepke, Lisa
Manville, Reginald
Miltenberger, Ashley
Morrison, Martha
Musselman, Kelly
Noell, Melissa
Nonmacher, Kendalyn
Osborb, Denneth
Pacharz, Austin
Paul, Chanchal
Pettis, Rachel
Roberts, Nicole
Rose, Crystal
Sandgren, Jessica
Sanders, Susan
Smith, Lance

Sparer, Phillip
Spears, Byron
Toig, Andrew
Wipperfurth, Kimberly

**MAPLETON PUBLIC SCHOOLS
ADAMS COUNTY SCHOOL DISTRICT NO 1
REVENUES & EXPENDITURES**

GENERAL FUND

	Period* <u>Sep 1 - Sep 30</u>	Year to Date** <u>2016-17</u>	Budget*** <u>2016-17</u>
REVENUES			
Total Local Revenue	359,453	805,394	21,526,173
Total Intermediate Revenue	4,697	4,697	7,755
Total County Revenue	0	0	0
Total State Revenue	6,183,685	14,409,121	51,633,208
Total Federal Revenue	0	0	1,118,569
Total Transfers	(377,454)	(1,467,473)	(2,662,080)
Total Loan Revenue	0	0	0
Total General Fund Revenue	<u>6,170,381</u>	<u>13,751,739</u>	<u>71,623,625</u>
EXPENDITURES			
Total Salaries	3,019,395	4,900,987	35,079,098
Total Benefits	898,851	1,400,914	10,846,183
Total Purchased Professional Services	448,067	673,661	10,115,633
Total Purchased Property Services	141,379	550,018	1,361,157
Total Other Purchased Services	1,388,764	4,030,937	1,510,211
Supplies & Materials	575,373	847,214	13,502,680
Property	29,448	103,514	311,528
Other Objects	4,009	13,626	55,785
Other Uses of Funds	0	0	0
Other	0	0	0
Total General Fund Expenditures	<u>6,505,286</u>	<u>12,520,872</u>	<u>72,782,275</u>
Beginning Fund Balance		8,471,961	
Fund Balance Year to Date		9,702,829	

* Revenue and Expenditures for the month.

**Revenue and Expenditures from July 1, 2016

*** Based on Original FY 2017 Budget

**MAPLETON PUBLIC SCHOOLS
ADAMS COUNTY SCHOOL DISTRICT NO 1
REVENUES & EXPENDITURES**

GENERAL FUND

	Percent of <u>2016-17</u>	Prior Year to Date <u>2015-16</u>	Percent of <u>2015-16</u>
REVENUES			
Total Local Revenue	3.74%	700,392	3.21%
Total Intermediate Revenue	60.57%	7,755	100.00%
Total County Revenue	0.00%	0	0.00%
Total State Revenue	27.91%	13,074,104	26.28%
Total Federal Revenue	0.00%	0	0.00%
Total Transfers	55.13%	(844,150)	27.99%
Total Loan Revenue	0.00%		0.00%
Total General Fund Revenue	<u>19.20%</u>	<u>12,938,102</u>	<u>18.54%</u>
EXPENDITURES			
Total Salaries	13.97%	8,347,370	23.56%
Total Benefits	12.92%	2,378,167	21.69%
Total Purchased Professional Services	6.66%	1,749,629	19.46%
Total Purchased Property Services	40.41%	487,908	35.22%
Total Other Purchased Services	266.91%	1,529,114	117.60%
Supplies & Materials	6.27%	2,011,665	17.36%
Property	33.23%	92,152	19.52%
Other Objects	24.43%	22,847	19.98%
Other Uses of Funds	0.00%	0	0.00%
Other	0.00%	0	0.00%
Total General Fund Expenditures	<u>17.20%</u>	<u>16,618,852</u>	<u>23.66%</u>

**MAPLETON PUBLIC SCHOOLS
ADAMS COUNTY SCHOOL DISTRICT NO 1
REVENUES & EXPENDITURES**

OTHER FUNDS

	Period* <u>Sep 1 - Sep 30</u>	Year to Date** <u>2016-17</u>	Budget*** <u>2016-17</u>
REVENUES			
CPP/Preschool Fund	207,475	347,540	1,312,230
Governmental Grants Fund	309,647	433,214	1,866,779
Capital Reserve Fund	4,202,931	4,813,003	5,490,041
Insurance Reserve Fund	172,738	580,762	408,065
Bond Redemption Fund	1,225	5,674	4,524,772
Food Service Fund	10,709	172,905	2,482,858
Building Fund			
Total Revenue, Other Funds	<u>4,904,725</u>	<u>6,353,099</u>	<u>16,084,745</u>
EXPENDITURES			
CPP/Preschool Fund	111,293	130,839	1,321,693
Governmental Grants Fund	300,460	557,104	1,866,779
Capital Reserve Fund	6,875,603	7,384,505	12,255,632
Insurance Reserve Fund	169,299	586,951	460,126
Bond Redemption Fund	-	-	4,825,684
Food Service Fund	163,744	316,646	2,633,715
Building Fund			0
Total Expenditures, Other Funds	<u>7,620,399</u>	<u>8,976,045</u>	<u>23,363,629</u>

* Revenue and Expenditures for the month.

**Revenue and Expenditures from July 1, 2016

*** Based on Original FY 2017 Budget

**MAPLETON PUBLIC SCHOOLS
ADAMS COUNTY SCHOOL DISTRICT NO 1
REVENUES & EXPENDITURES**

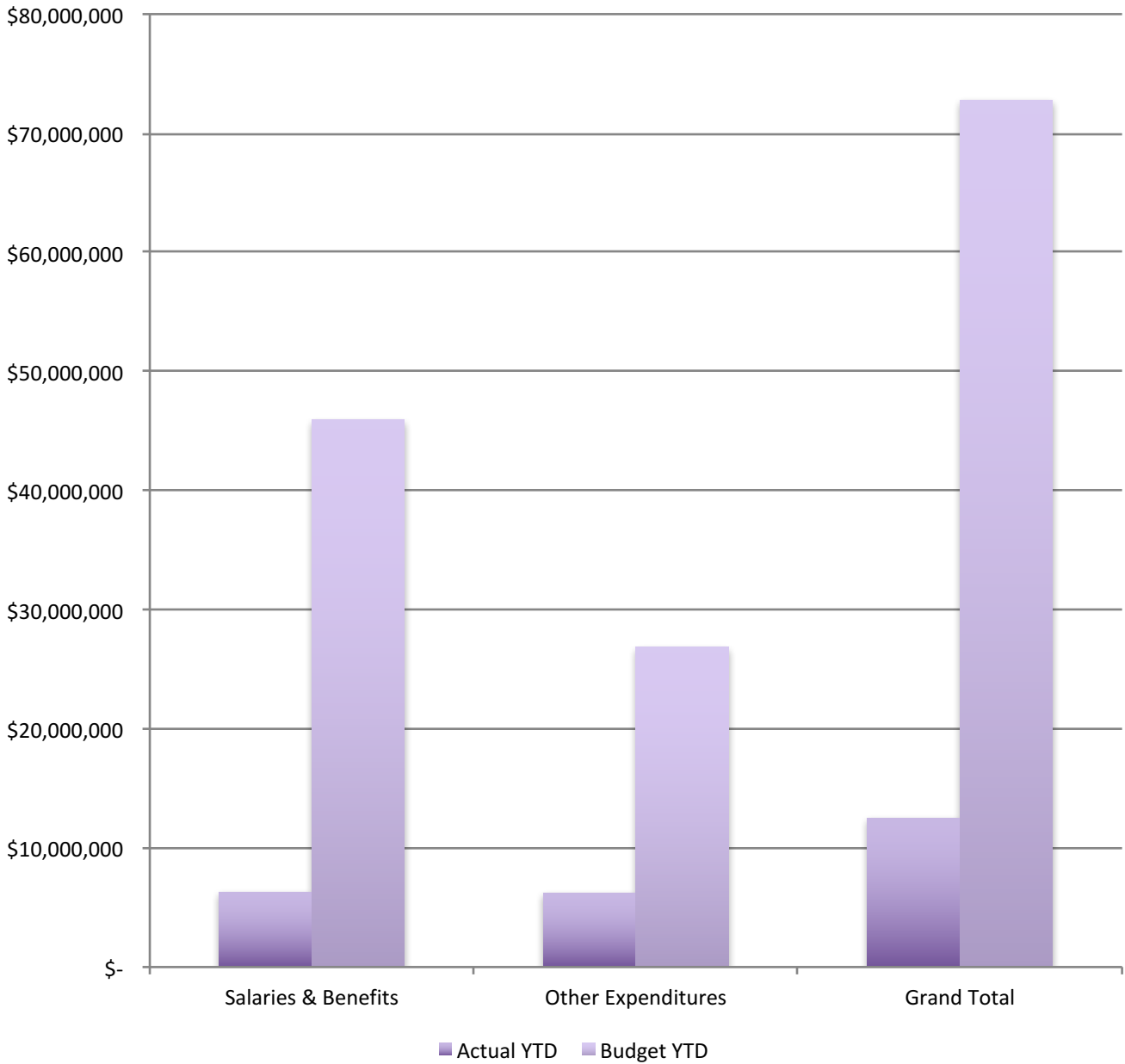
OTHER FUNDS

	Percent of <u>2016-17</u>	Prior Year to Date <u>2015-16</u>	Percent of <u>2015-16</u>
REVENUES			
CPP/Preschool Fund	15.81%	130,763	10.17%
Governmental Grants Fund	0.00%	131,281	2.07%
Capital Reserve Fund	76.56%	3,802,555	31.54%
Insurance Reserve Fund	42.33%	357,994	99.99%
Bond Redemption Fund	0.03%	(36)	-0.00%
Food Service Fund	0.43%	406,134	16.82%
Buidling Fund	0.00%		0.00%
Total Revenue, Other Funds	<u>39.50%</u>	<u>4,828,691</u>	<u>12.36%</u>
EXPENDITURES			
CPP/Preschool Fund	9.90%	378,852	28.43%
Governmental Grants Fund	0.00%	716,687	11.30%
Capital Reserve Fund	60.25%	4,600,814	34.88%
Insurance Reserve Fund	127.56%	411,371	81.76%
Bond Redemption Fund	0.00%	550	0.00%
Food Service Fund	12.02%	753,708	21.84%
Building Fund	0.00%		0.00%
Total Expenditures, Other Funds	<u>38.42%</u>	<u>6,861,982</u>	<u>16.82%</u>

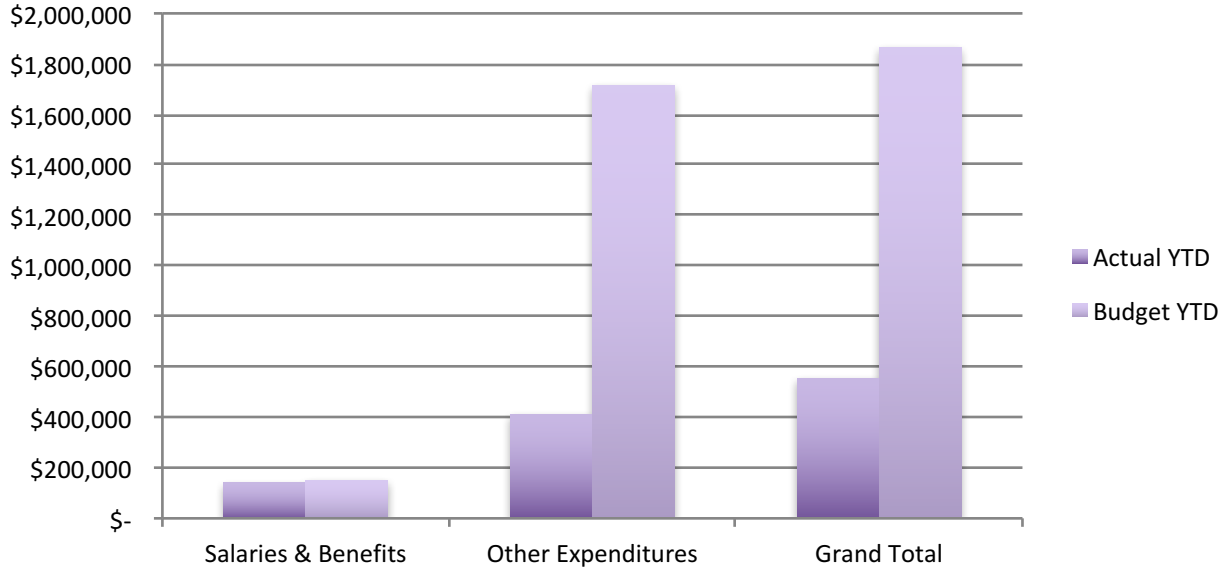
Connections Academy

	Period Jul-Sep	Period Oct-Dec	Period Jan-Mar	Period Apr-June	Year to Date 2015-16	Budget 2015-16	Percent of 2015-16
Beginning Fund Balance	-	1,755,269	1,755,269	1,755,269	-	-	-
REVENUES							
Per Pupil Funding	4,015,745					17,055,023	0.00%
READ Act Funding	40,659					78,811	0.00%
ECEA Funding	309,605					368,216	0.00%
IDEA VI B	27,441					226,752	0.00%
Misc Rev							0.00%
Total Revenue	4,393,450	-	-	-	0	17,728,803	0.00%
EXPENDITURES							
Instructional							
Salaries/Benefits	433,541					4,053,041	0.00%
Purchased Services	98,389					821,570	0.00%
Supplies & Materials	1,323,359					8,629,706	0.00%
Equipment	-					-	0.00%
Other	-					-	0.00%
Total Instructional	1,855,289	-	-	-	0	13,504,317	0.00%
Support							
Salary and Benefits	466,362					2,743,568	0.00%
Purchased Services	313,153					1,455,706	0.00%
Supplies and Materials	3,367					12,526	0.00%
Equipment	-					-	0.00%
Other	10					12,685	0.00%
Total Support	782,892	-	-	-	0	4,224,485	0.00%
Total Expenditures	2,638,181	-	-	-	0	17,728,802	0.00%
Fund Balance to date	1,755,269	1,755,269	1,755,269	1,755,269	-	-	

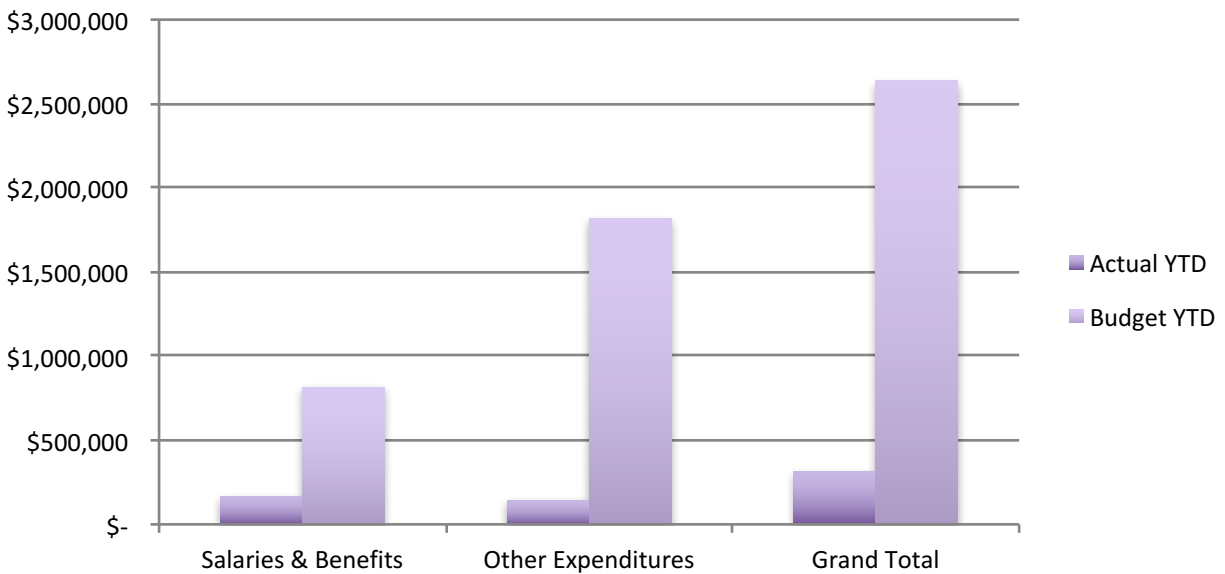
Executive Financial Summary
General Fund Unaudited Expenditures
Budget vs. Actual
As of September 30, 2016



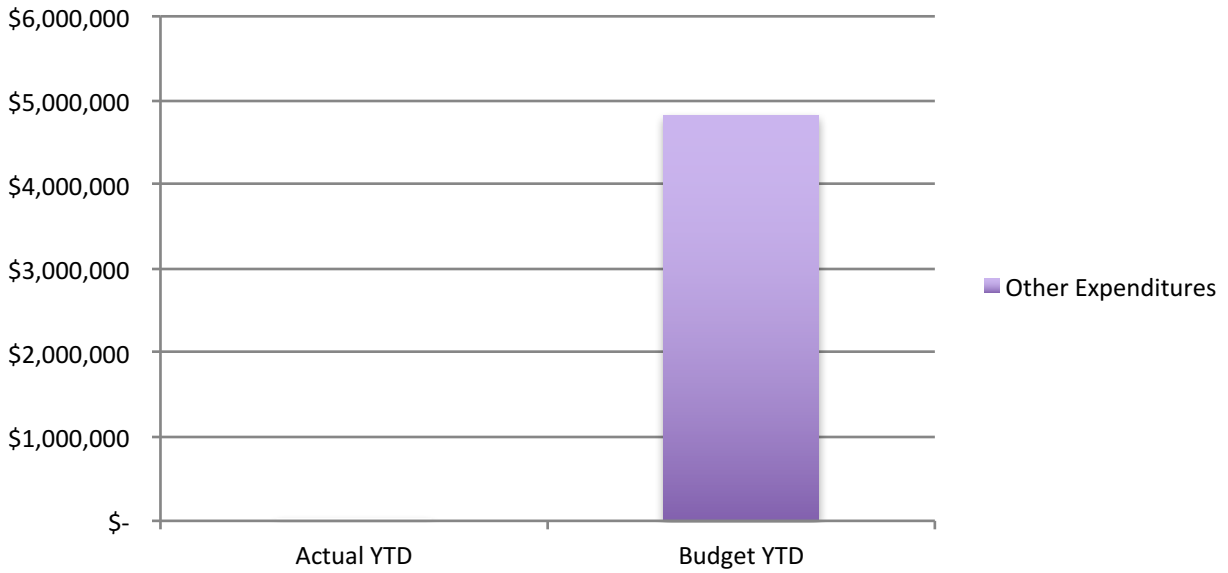
Grants Fund
Budget vs. Actual Expenditures
As of September 30, 2016
(Unaudited)



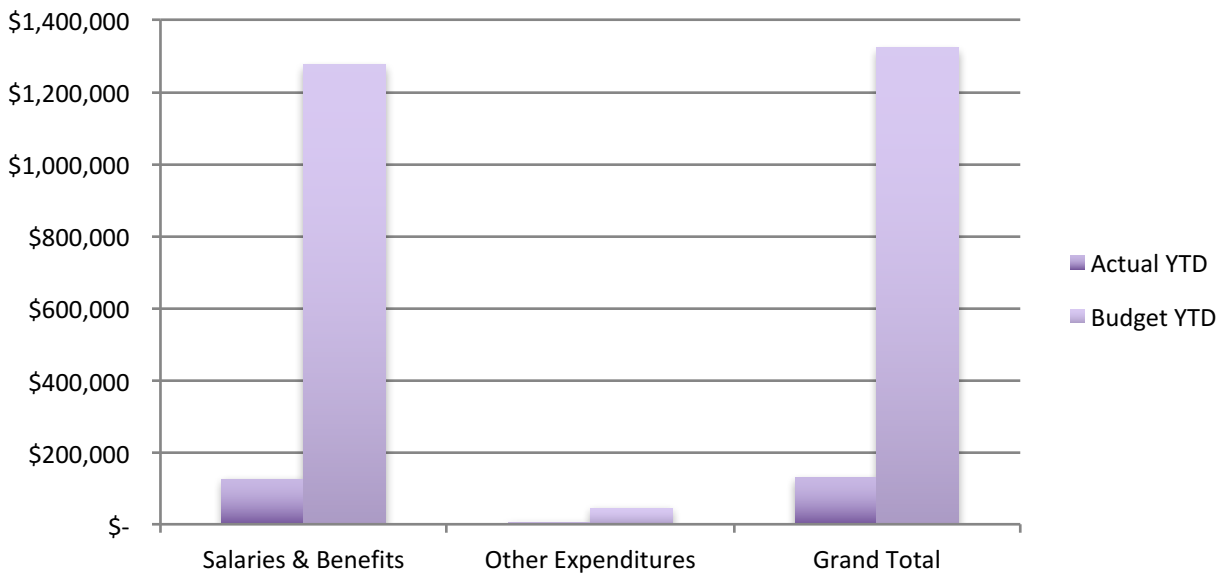
Nutrition Services Fund
Budget vs. Actual Expenditures
As of September 30, 2016
(Unaudited)



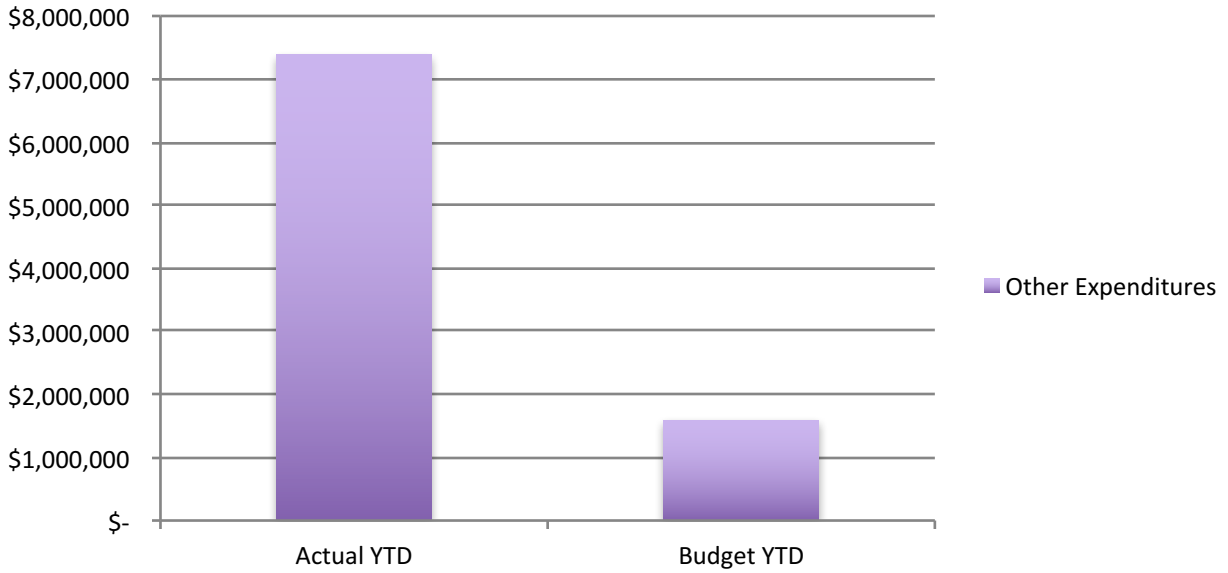
**Bond Redemption Fund
Budget vs. Actual Expenditures
As of September 30, 2016
(Unaudited)**



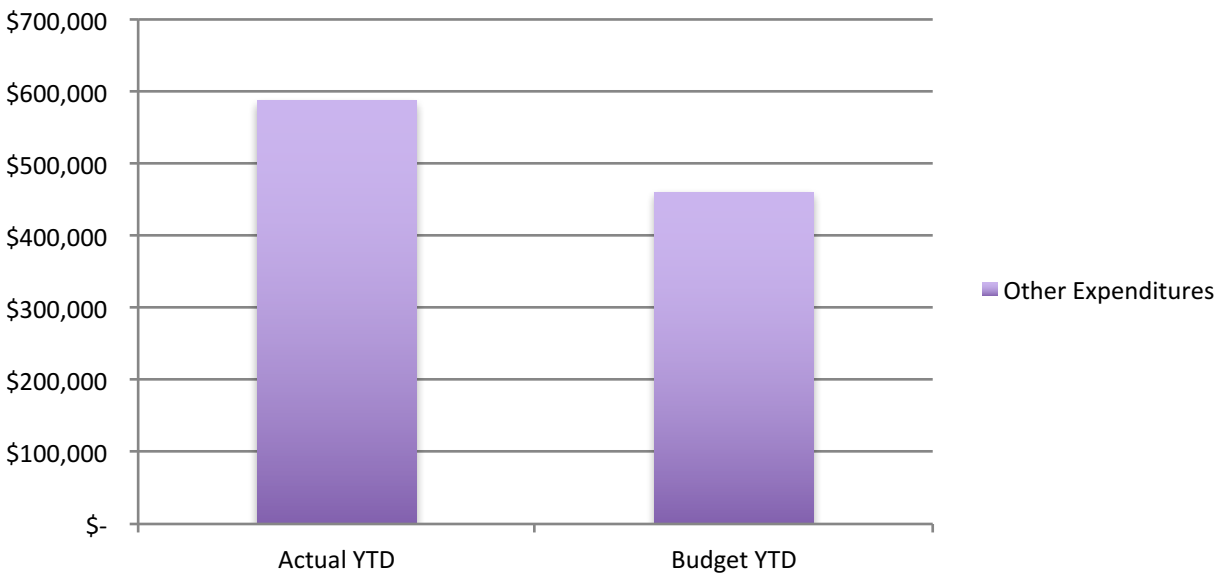
**CPP Fund
Budget vs. Actual Expenditures
As of September 30, 2016
(Unaudited)**



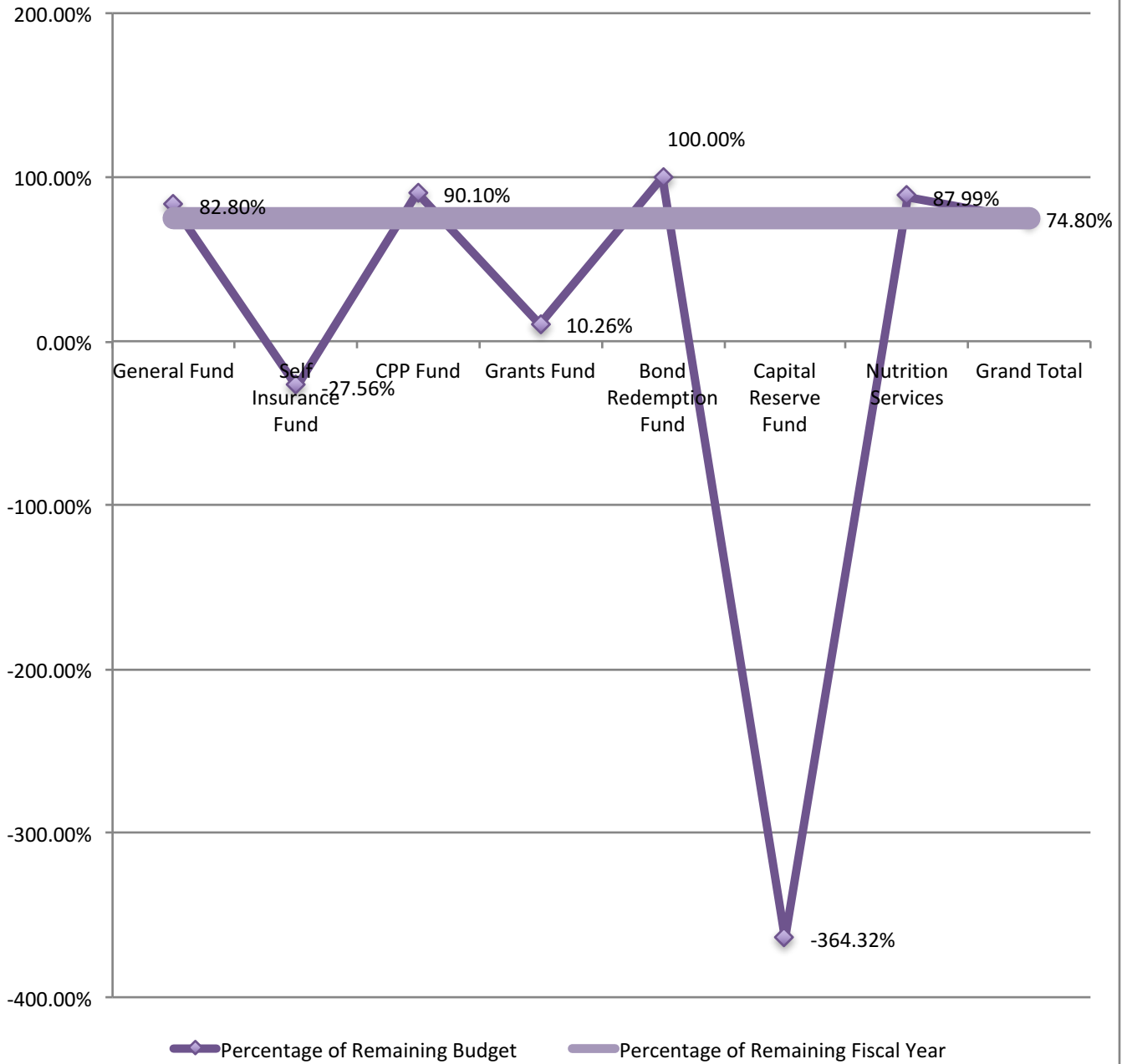
Capital Reserve Fund
Budget vs. Actual Expenditures
As of September 30, 2016
(Unaudited)



Insurance Reserve Fund
Budget vs. Actual Expenditures
As of September 30, 2016
(Unaudited)



2015-16 Percentage of Budget Remaining by Fund September 30, 2016 (Unaudited)



Mapleton Public Schools

Account Level Balance Sheet As of 09/30/2016

Fiscal Year: 2016-2017

Year To Date

10	General Fund	YTD
ASSET		
LineDesc		YTD
10.000.00.0000.8101.000.0000.00	Cash-US Bank	\$7,457,128.40
10.000.00.0000.8103.000.0000.01	Petty Cash-Academy High School	\$600.00
10.000.00.0000.8103.000.0000.02	Petty Cash-Student Activities & Safety	\$250.00
10.000.00.0000.8103.000.0000.03	Petty Cash-MESA	\$1,000.00
10.000.00.0000.8103.000.0000.04	Petty Cash-BPCCA	\$300.00
10.000.00.0000.8103.000.0000.05	Petty Cash-Explore Elem	\$500.00
10.000.00.0000.8103.000.0000.08	Petty Cash-SPED	\$150.00
10.000.00.0000.8103.000.0000.11	Petty Cash-Achieve	\$400.00
10.000.00.0000.8103.000.0000.12	Petty Cash-Adventure	\$500.00
10.000.00.0000.8103.000.0000.13	Petty Cash-Clayton Partnership	\$400.00
10.000.00.0000.8103.000.0000.15	Petty Cash-Valley View	\$500.00
10.000.00.0000.8103.000.0000.16	Petty Cash-Welby Montessori	\$400.00
10.000.00.0000.8103.000.0000.17	Petty Cash-Meadow Community	\$600.00
10.000.00.0000.8103.000.0000.18	Petty Cash-Monterey Community	\$500.00
10.000.00.0000.8103.000.0000.19	Petty Cash-Preschool	\$400.00
10.000.00.0000.8103.000.0000.21	Petty Cash-York Intl	\$800.00
10.000.00.0000.8103.000.0000.31	Petty Cash-Welcome Center	\$850.00
10.000.00.0000.8103.000.0000.35	Petty Cash-MEC	\$500.00
10.000.00.0000.8103.000.0000.36	Petty Cash-GLA	\$1,000.00
10.000.00.0000.8103.000.0000.37	Petty Cash-NVSYA	\$400.00
10.000.00.0000.8103.000.0000.46	Petty Cash-Learning Services	\$500.00
10.000.00.0000.8103.000.0000.48	Petty Cash-Professional Dev	\$300.00
10.000.00.0000.8103.000.0000.50	Petty Cash-Communications	\$250.00
10.000.00.0000.8103.000.0000.51	Petty Cash-Technology	\$200.00
10.000.00.0000.8103.000.0000.53	Petty Cash-Office of Superintendent	\$350.00
10.000.00.0000.8103.000.0000.57	Petty Cash-Human Resources	\$500.00
10.000.00.0000.8103.000.0000.61	Petty Cash-Finance Office	\$200.00
10.000.00.0000.8103.000.0000.62	Petty Cash-Evaluation	\$200.00
10.000.00.0000.8103.000.0000.66	Petty Cash-Maintenance	\$400.00
10.000.00.0000.8103.000.0000.67	Petty Cash-Custodial	\$200.00
10.000.00.0000.8103.000.0000.68	Petty Cash-Athletics	\$200.00
10.000.00.0000.8111.000.0000.01	Investment-ColoTrust	\$1,348,749.43
10.000.00.0000.8121.000.0000.00	Property Taxes Receivable	\$408,630.19
10.000.00.0000.8132.000.0000.21	Due To/From Food Service Fund	\$309,955.39
10.000.00.0000.8132.000.0000.22	Due To/From Gov't Grants Fund	\$321,491.18
10.000.00.0000.8132.000.0000.73	Due To/From ECPAC	\$62,720.98
10.000.00.0000.8132.000.0000.85	Due To/From MEF	\$3,856.79
10.000.00.0000.8153.000.0000.01	Accounts Receivable	\$6,914.38
10.000.00.0000.8153.000.0000.02	Accounts Receivable-Retired	\$8,586.35
10.000.95.0000.8142.000.4010.00	Consolidated Title I Receivable	\$318,503.00
	ASSET	\$10,259,886.09

LIABILITY		
LineDesc		YTD
10.000.00.0000.7421.000.0000.01	Prior Yrs Accounts Payable	\$1,193.55
10.000.00.0000.7421.000.0000.02	US Bank P-Card Payable	\$53,122.14
10.000.00.0000.7471.000.0000.00	Direct Deposit Payable	(\$3,140.68)
10.000.00.0000.7471.000.0000.01	Payable-PERA	\$622.38
10.000.00.0000.7471.000.0000.05	Payable-Kaiser	\$41,989.97
10.000.00.0000.7471.000.0000.06	Payable-Disab Adm/Class	(\$12.64)
10.000.00.0000.7471.000.0000.12	Payable-Group Life	(\$18.28)
10.000.00.0000.7471.000.0000.20	Payable-Cancer Care	\$2,207.72
10.000.00.0000.7471.000.0000.22	Payable-Garnishment W/H	(\$250.00)
10.000.00.0000.7471.000.0000.23	Payable-Dental	\$39,175.69

Mapleton Public Schools

Account Level Balance Sheet As of 09/30/2016

Fiscal Year: 2016-2017

		<u>Year To Date</u>
10.000.00.0000.7471.000.0000.24	Payable-Vision-VSP	(\$4,945.04)
10.000.00.0000.7471.000.0000.29	Payable-Disab Certified	\$12.64
10.000.00.0000.7471.000.0000.30	FSA	(\$144.00)
10.000.00.0000.7471.000.0000.34	Payable-Transporation FSA	(\$96.00)
10.000.00.0000.7481.000.0000.00	Deferred Revenue	(\$569,918.00)
10.585.00.0000.7481.000.3139.00	ELL Deferred Revenue	(\$116,856.66)
	LIABILITY	(\$557,057.21)

FUND BALANCE

LineDesc		YTD
10.000.00.0000.6721.000.0000.00	Restricted for Tabor 3% Reserve	(\$2,091,129.00)
10.000.00.0000.6722.000.0000.00	Restricted for Multi-Yr Contracts	(\$993,550.00)
10.000.00.0000.6750.000.0000.00	Committed Fund Balance	(\$1,371,100.00)
10.000.00.0000.6770.000.0000.00	Unassigned fund balance	(\$4,016,182.31)
	FUND BALANCE	(\$8,471,961.31)

Total Liability & Fund Balance	(\$9,029,018.52)
Total (Income)/Loss	(\$1,230,867.57)
Total Liability and Equity	(\$10,259,886.09)

Memo

TO: Board of Education
FROM: Charlotte Ciancio, Superintendent
DATE: October 20, 2016

Policy: Policy Development and Implementation, Policy BGA
Report Type: Decision Preparation
SUBJECT: Adoption of Board Policy – First Reading

Policy Wording: The Board develops policies and puts them in writing to provide for the successful, consistent and efficient operation of Mapleton’s schools and the high achievement of Mapleton’s students.

Report: As set out in Board policy, any new policy, or revision or repeal of an existing policy, is presented to the Board as a study item for a first reading.

The following policy has been drafted through CASB, edited by District staff and reviewed by the District’s attorney. The policy is being presented as a first reading and study item, and any additions or deletions from the Board will go through a review process. No Board action is required at this meeting.

BEAA	Electronic Participation in School Board Meetings
------	---------------------------------------------------

Electronic Participation in School Board Meetings

Board members may attend and participate in regular or special meetings of the Board of Education (the “Board”) for Mapleton Public Schools (the “District”) by electronic means in accordance with this policy and state law. For purposes of this policy, “electronic means” shall be defined as attendance via telephone, video or audio conferencing, or other electronic device.

Board members may attend and participate by electronic means in a regular or special Board meeting only when extenuating circumstances prevent the Board member from physically attending the meeting. For purposes of this policy, “extenuating circumstances” means the Board member’s job or military service requires the member to be outside of the District at the time of the meeting or inclement weather and/or unsafe driving conditions prevent the Board member from physically attending the meeting.

A meeting at which one or more Board members attend and participate by electronic means shall be open to the public, except for periods in which the Board is in executive session. A quorum of the Board must be physically present at the meeting for a Board member to attend and participate by electronic means.

The electronic means used shall allow the public to hear the comments made by the Board member(s) participating by electronic means and allow the Board member(s) to hear the comments made by the public. A Board member participating by electronic means will be included in the recording of the Board meeting.

A Board member who seeks to attend and participate by electronic means in a Board meeting shall notify the Board president and Superintendent at least three business days prior to the meeting and shall explain the extenuating circumstances that prevent the Board member from physically attending the meeting. If such advance notification is not possible, the Board member shall notify the Board president and Superintendent as soon as is reasonably possible.

If the Board president approves the Board member’s request to attend and participate by electronic means, the Board member who attends and participates by electronic means shall identify the location from which he or she is participating, those present, and the extenuating circumstances that prevented the Board member from physically attending the meeting. If the Board convenes in executive session, the Board member attending and participating by electronic means shall ensure confidentiality during that portion of the meeting.

A Board member may attend and participate by electronic means in a maximum of two Board meetings per calendar year. Unless otherwise approved by the Board, additional

requests to attend and participate by electronic means will be denied. In accordance with state law, the Board shall declare a vacancy if a Board member fails to attend three consecutive regular Board meetings, unless the Board member's absence is otherwise excused by the Board.

A Board member's failure to comply with this policy may result in the Board's refusal to allow the member to participate by electronic means in Board meetings.

Adopted _____ by the Board of Education for Mapleton Public Schools.

LEGAL REFERENCES:

C.R.S. § 22-31-129 (*board vacancies*)

C.R.S. § 22-32-108(7)(a) (*board may adopt policy allowing board members to attend and participate electronically in regular or special board meetings*)

C.R.S. § 24-6-401 *et seq.* (*open meetings law*)

CROSS REFERENCES:

BE: School Board Meetings

Memo

TO: Charlotte Ciancio, Superintendent
FROM: Brian Fuller, Chief Information Officer
DATE: October 20, 2016

Policy: Accreditation, Policy AED
Report Type: Informational
SUBJECT: Accountability Update

Policy Wording: The Board of Education for Mapleton Public Schools (the "District") believes its primary responsibility is to provide leadership in the area of student achievement. In conjunction with accreditation, the Board is committed to adopting content standards for student learning, achievement performance levels, systems for measuring student achievement, and methods for improving student achievement.

Policy Interpretation: This policy is interpreted to include informational updates to the Board on external systems of accountability impacting the District's work and reputation.

Report: Colorado state statute SB09-163 requires the Colorado Department of Education assign an accreditation plan type to districts based on three criteria. These criteria include: student achievement (based on PARCC), student growth (PARCC and ACCESS), and Postsecondary and Workforce Readiness measures which include graduation rate, dropout rate, matriculation rate and ACT scores. Individual districts are eligible for one of five accreditation categories based on the percent of points earned on the above-mentioned criteria. The five accreditation categories, from highest to lowest, are:

Distinguished
Accredited
Accredited with Improvement
Priority Improvement
Turnaround

I am pleased to announce that Mapleton was assigned the preliminary accreditation rating of *Accredited with Improvement* plan for the 2016-17 school year. This is the first year since new accountability frameworks were released that Mapleton has earned this rating without appealing our rating to the Colorado Department of Education. This puts Mapleton in a "healthy" accreditation category.

2016	
Schools	Points
York	62.0
MEC	62.6
Welby	58.8
Clayton	57.6
MESA	55.8
Meadow	54.2
GLA	53.3
Valley View	52.3
Explore	51.7
Academy	50.7
CO Connections	49.9
Monterey	46.7
Adventure	43.4
Achieve	38.0

Mapleton also received preliminary school ratings earlier this month. Mapleton has 7 schools in the "Performance" category (green), the top accreditation plan type in 2016-17. This is great news since this is the highest number of schools we've had in the "Performance" category since the new accreditation frameworks were established in 2010.

In addition to the 7 schools receiving a "Performance" rating, all 5 schools previously accredited with "Priority Improvement" plans, and therefore "on the 5-year clock," earned a rating of "Improvement" (yellow) or "Performance," taking them off of the "clock."

As you will note, both Colorado Connections Academy and Achieve Academy are in the "Priority Improvement" (orange) category. At Achieve, we are currently deeply digging into the data as part of the school improvement planning process to see where we can provide additional support as the school continues its implementation of the new academic programming in Literacy and Math.

District administration plans to appeal the rating for Connections on the grounds of inaccurate coding of parental refusals. Connections Academy earned the rating of "Improvement" but currently has the overall rating being downgraded one level due to having a participation rate, excluding parent refusals, of less than 95%.

In summary, the accreditation plan types assigned to the District and each of the schools demonstrate a continued trend of increasing performance.

This report is provided for information only. No action is necessary at this time.

Memo

TO: Charlotte Ciancio, Superintendent
FROM: Karla Allenbach, Assistant Superintendent
DATE: October 25, 2016

Policy: Nondiscrimination/Equal Opportunity, Policy AC
Report Type: Decision Making
SUBJECT: American Education Week

Policy Wording: Mapleton Public Schools is committed to providing a safe learning work environment where all members of the school community are treated with dignity and respect.

Decision Requested: District Administration recommends that the Board of Education support the week of November 14-18, 2016, as the annual observance of American Education Week.

WHEREAS, observing the annual observance of American Education Week gives us an opportunity to celebrate public education and honor individuals who are making a difference in ensuring every child receives a quality education. Public schools are the backbone of our nation, providing young people with the tools to maintain our country's precious values of freedom, civility, and equality; and

WHEREAS, our public schools give students hope for, and access to, a productive future; and

WHEREAS, public education employees, be they custodians or teachers, bus drivers or librarians, work tirelessly to serve our children and communities with care and professionalism; and

WHEREAS, schools are community linchpins, bringing together adults and children, educators and volunteers, business leaders and elected officials in a common enterprise;

NOW THEREFORE, The Board of Education of Mapleton Public Schools does hereby proclaim November 14-18, 2016, as American Education Week.

Memo

TO: Charlotte Ciancio, Superintendent
FROM: Shae Martinez, Chief Financial Officer
DATE: October 25, 2016

Policy: Financial Administration, Policy DAB
Report Type: Informational
SUBJECT: 1st Quarter FY 2017 Financial Report

Policy Wording: With respect to the actual, ongoing financial condition and activities of Mapleton Public Schools (the "District"), the Superintendent shall not cause or allow fiscal jeopardy or a material deviation from the annual budget or any budget policies adopted by the Board of Education for Mapleton Public Schools (the "Board"), or any fiscal condition that is inconsistent with achieving the District's objectives. In accordance with state law, all funds and accounts of Mapleton Public Schools shall be audited at least once annually...

Policy Interpretation: This policy is interpreted to include quarterly updates to the Board on the District's financial position.

Decision Requested: This is an information-only report. No Board action is required.

Report: District administration has provided the Board with the 1st Quarter FY 2017 Financial Report. The following PowerPoint presentation outlines key highlights of Quarter 1 financial activity.

Mapleton Public Schools
Quarterly Financial Report
September 30, 2016



Mapleton
Public Schools

Submitted by
Mapleton Public Schools
Business Services Department

Shae Martinez
Chief Financial Officer
and
Michael Everest
Assistant Director of Finance



1st Quarter Fund Financial Narrative

September 30, 2016

Provided by Business Services Staff

Unaudited activities for the 2016-2017 fiscal year are presented in the attached September 30, 2016 1st Quarter Financial Statements.

The format of these financial statements presents the audited financial statements for the 2014-2015 fiscal year, the unaudited financials for the 2015-2016 fiscal year as well as the 2016-2017 Board of Education Adopted Budget. The year-to-date actual balances, variance compared to budget, and detailed percentages of the actual to budget are also presented in the financials.

General Fund (10) – The General Fund is the District’s primary operating fund. It accounts for all financial resources of the District, except those required to be accounted for in another fund.

Summary

- The 1st quarter total year-to-date (YTD) revenues for the General Fund were \$13.7 million after transfers and expenditures were \$12.5 million. Of the total YTD total budget, 20% of all revenues have been received and 17% of expenditures have been disbursed.

Explanation of Significant Variance Items- Revenues

- **Property Tax Revenue-** Revenue is tracking within 1 percentage point of last year’s amount so there is no significant variance at this time.

Explanation of Significant Variance Items- Expenditures

- As of September 30, 2016, total General Fund expenditures were 17% of the budget. Expenditures were 23% of the budget during the 1st quarter of last year. The reduction is due to the net reduction of 7 teaching FTE and the delayed effect of the new salary schedule which did not begin until the September 15th payroll.

Insurance Reserve Fund (18) – The Insurance Fund accounts for the resources used for the District’s liability, property, and worker’s compensation insurance needs.

Summary

- The 1st quarter total YTD revenues for the Insurance Reserve Fund were \$580,762 and expenditures were \$586,951. Of the YTD total budget, 142% of all revenue has been received and 128% of all expenditures have been expended.
- This budget will continue to be monitored and will have to be adjusted in the supplemental process. Rocky Mountain Risk is uncertain at this time what the potential full impact of recent tragic events will have on the self-insurance pool, but we will likely sustain an additional 50% increase in premium this year and at least another 50% increase in premium next year. With rising medical insurance costs, many school district are feeling similar increases.

Colorado Preschool Program Fund (19) – This fund was established by Senate Bill 01-123, concerning the required expenditure of a portion of a school district’s per pupil operating revenue for the school district’s Colorado Preschool Program.

Summary

- As of the close of the 1st quarter, total YTD revenues for the Colorado Preschool Program Fund (CPP) were \$347,540 and the expenditures were \$130,839. Of the YTD total budget, 26% of revenues have been received and 10% of expenditures have been expended. The employee tuition program has been moved out of Fund 19 to better track the expenditures of that program, so it would not be accurate to compare expenditure and revenue percentages from last year.

Food Service Fund (21) – This fund account for all financial activities associated with the District’s nutrition program.

Summary

- The 1st quarter total YTD revenues for the Food Service Fund were \$172,905 and expenditures were \$316,646. Of the YTD total budget, 7% of all revenues were received and 12% of all expenses were disbursed. Activity is very light as there is no school in the first 6 weeks of the first quarter for Nutrition Services.

Governmental Grants Fund (22) – This fund is provided to account for monies received from various federal, state and local grant programs.

Summary

- The 1st quarter total YTD revenues for the Governmental Grants Fund were \$433,214 and expenditures were \$577,104. Of the YTD total budget, 23% of all revenues have been received and 30% of all expenditures have been expended.

Explanation of Significant Variance Items- Revenues

- Because expenditure reimbursement cannot be requested until the amounts have been expended, there is a delay in the receipt of revenue.

Bond Redemption Fund (31) – This fund is authorized by Colorado law. It provides revenues based upon a property tax mill levy set by the Board of Education to satisfy the District’s bonded indebtedness on an annualized basis.

Summary

- The 1st quarter YTD revenues for the Bond Redemption Fund were \$5,674 and expenditures were \$0. Of the YTD total budget, 0% of revenues have been received and 0% of expenditures have been expended. The contingency/reserves in this fund will be used to cover the December bond payments as the majority of revenue is collected from March through June.

Capital Reserve Fund (43) – This fund is used to account for revenues restricted for ongoing capital needs such as site acquisition, building additions, repairs and maintenance, and equipment purchases.

Summary

- The 1st quarter total YTD revenues/transfers in for the Capital Reserve Fund were \$4,813,003 and expenditures were \$7,384,505. Of the YTD total budget, 10,152% of revenues have been received and 464% of expenses have been expended.

Explanation of Significant Variance Items- Revenues and Expenditures

- This quarter’s results were skewed due to the acquisition of the COPS lease purchase agreement for \$4,200,000 to aid in the purchase and renovation of the Broadway building. Money was also expended for the purchase of 25 acres of land for Homeplace located at 104th and Steele. This purchase was facilitated through funds Mapleton was holding from the sale of the land at the Old Mapleton site that was sold for \$7.1 million in December of 2015. The Capital Reserve budget will be adjusted through the Supplemental budget process in January.



**Mapleton Public Schools
Fund Balance Worksheet
For the Quarter Ending September 30, 2016**

Fund	Audited Fund Balance 06/30/2015	Unaudited Fund Balance 06/30/2016	YTD Revenues Less Transfers	YTD Expenditures	Unaudited Fund Balance 09/30/2016
General Funds					
10 General Fund	6,875,223	8,471,961	13,751,739	12,520,872	9,702,829
18 Risk Management Fund	416,063	227,310	580,762	586,951	221,121
19 Colorado Preschool Fund	46,563	46,910	347,540	130,839	263,612
Total General Funds	7,337,849	8,746,182	14,680,042	13,238,662	10,187,562
Special Revenue Funds					
21 Nutrition Services	1,700,951	1,598,684	172,905	316,646	1,454,942
22 Grants Fund	-	-	433,214	557,104	(123,889)
Total Special Revenue Funds	1,700,951	1,598,684	606,119	873,750	1,331,053
Debt Service Funds					
31 Bond Redemption Fund	4,162,953	5,368,215	5,674	-	5,373,889
Total Debt Service Funds	4,162,953	5,368,215	5,674	-	5,373,889
Capital Project Funds					
41 Building Fund	-	-	-	-	-
43 Capital Reserve Fund	1,135,123	6,765,592	4,813,003	7,384,505	4,194,090
Total Capital Project Funds	1,135,123	6,765,592	4,813,003	7,384,505	4,194,090
Totals	14,336,876	22,478,672	20,104,838	21,496,917	21,086,594



GENERAL OPERATING FUND EXPENDITURE AND TRANSFER DETAIL
For the Quarter Ended September 30, 2016

	FY 2014-15 Audited	FY 2015-16 Unaudited	FY 2016-17 Original Budget	FY 2016-17 Actual	% Actual/Budget
EXPENDITURES					
Current					
Instruction	\$ 40,371,736	\$ 42,301,641	\$ 45,925,300	\$ 7,658,016	17%
Support Services					
Student Support Services	2,601,221	2,707,964	2,708,413	243,517	9%
Instructional Staff Support Services	2,541,493	2,644,657	2,966,187	677,034	23%
General Administration Services	2,783,631	2,652,551	2,752,897	159,997	6%
School Administration Services	4,663,599	4,791,487	4,818,718	958,912	20%
Business Services	2,294,103	2,352,066	2,512,342	216,563	9%
Operations & Maintenance	4,995,365	5,230,053	5,299,804	1,183,391	22%
Student Transportation	1,948,910	2,093,783	2,097,920	342,442	16%
Other Support Services	3,056,359	3,932,141	3,700,694	1,081,001	29%
TOTAL EXPENDITURES	65,256,417	68,706,344	72,782,275	12,520,872	17%
Excess of Revenues					
Over (Under) Expenditures	4,030,731	4,593,655	1,503,430	2,698,340	
OTHER FINANCING SOURCES (USES)					
Transfers Out					
Charter Payments		-	-	-	
Capital Reserve	(2,340,600)	(1,390,000)	(960,050)	(600,000)	62%
Insurance Reserve	(400,000)	(300,000)	(350,000)	(520,000)	149%
Preschool	(1,226,467)	(1,285,776)	(1,312,030)	(347,473)	26%
Food Service	(80,000)	(21,140)	(40,000)	-	0%
Grant Transfer			-		
TOTAL OTHER FINANCING SOURCES (USES)	(4,047,067)	(2,996,916)	(2,662,080)	(1,467,473)	55%
NET CHANGE IN FUND BALANCE	(16,336)	1,596,739	(1,158,650)	1,230,867	
Fund Balance Beginning	6,891,558	6,875,223	8,471,961	8,471,961	
Fund Balance Ending	\$ 6,875,223	\$ 8,471,961	\$ 7,313,311	\$ 9,702,829	133%



GENERAL OPERATING FUND REVENUE DETAIL
For the Quarter Ended September 30, 2016

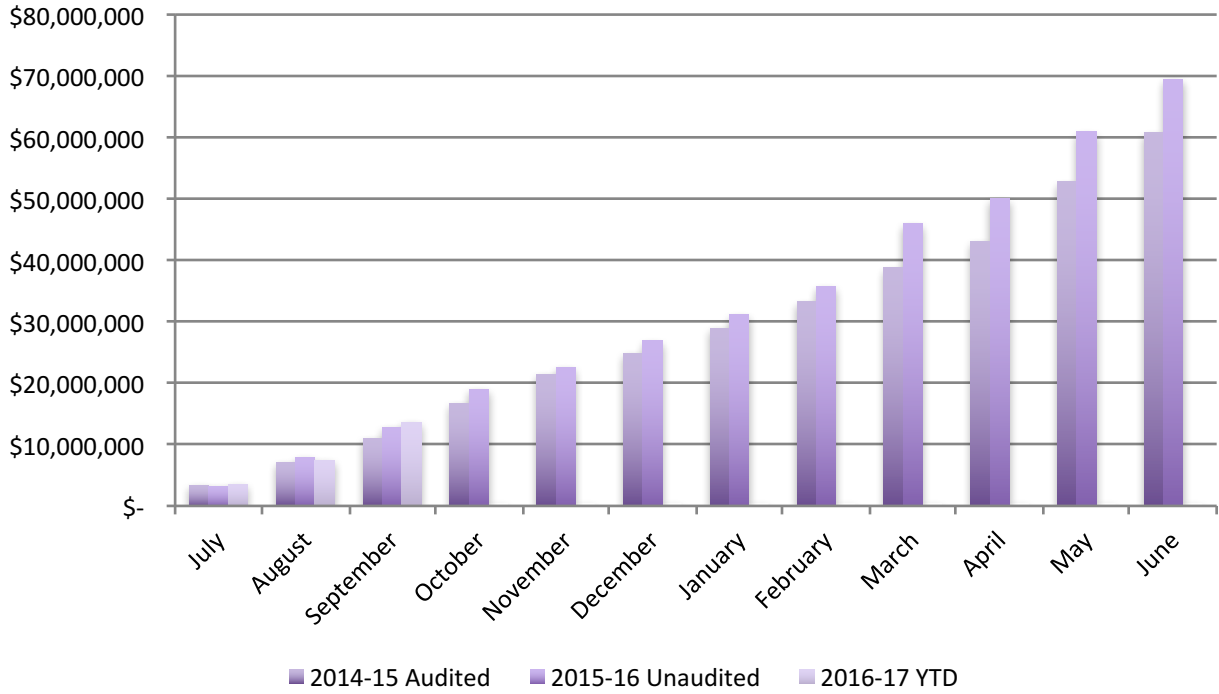
	FY 2014-15 Audited	FY 2015-16 Unaudited	FY 2016-17 Original Budget	FY 2016-17 Actual	% Actual/Budget
REVENUES					
Local Sources					
Property Taxes	12,597,663	13,337,925	13,113,540	-	0%
Property Taxes- Override	4,670,000	4,670,000	4,670,000	-	0%
Property Tax Hold Harmless	213,912	214,000	214,000	-	0%
Specific Ownership Tax	1,502,015	1,908,133	1,600,000	313,535	20%
Delinquent Property Tax/Penalty/Interest	50,546	82,257	105,000	22,532	21%
Admin Fee from Contract School	776,160	825,203	875,068	219,115	25%
Payroll Reimbursements	271,988	401,154	250,000	184,588	74%
Credit Recovery	41,075	45,522	20,000	-	0%
Other	591,419	883,216	686,320	70,322	10%
Total Local Revenue	20,714,778	22,367,410	21,533,928	810,091	4%
State Sources					
State Equalization	44,457,398	46,363,130	48,081,574	11,845,163	25%
Full Day Kindergarten Hold Harmless	88,196	92,015	92,015	-	0%
ECEA	1,443,441	1,579,631	1,636,660	1,450,620	89%
ELPA	248,207	457,494	913,898	321,951	35%
Transportation	473,508	501,878	490,000	-	0%
Other State Revenue	679,916	835,909	419,061	791,388	189%
Total State Revenue	47,390,666	49,830,058	51,633,208	14,409,121	28%
Federal Sources					
Title I	1,181,703	1,102,530	1,118,569	-	0%
Total Federal Revenue	1,181,703	1,102,530	1,118,569	-	0%
TOTAL REVENUES	\$ 69,287,148	\$ 73,299,998	\$ 74,285,705	\$ 15,219,212	20%



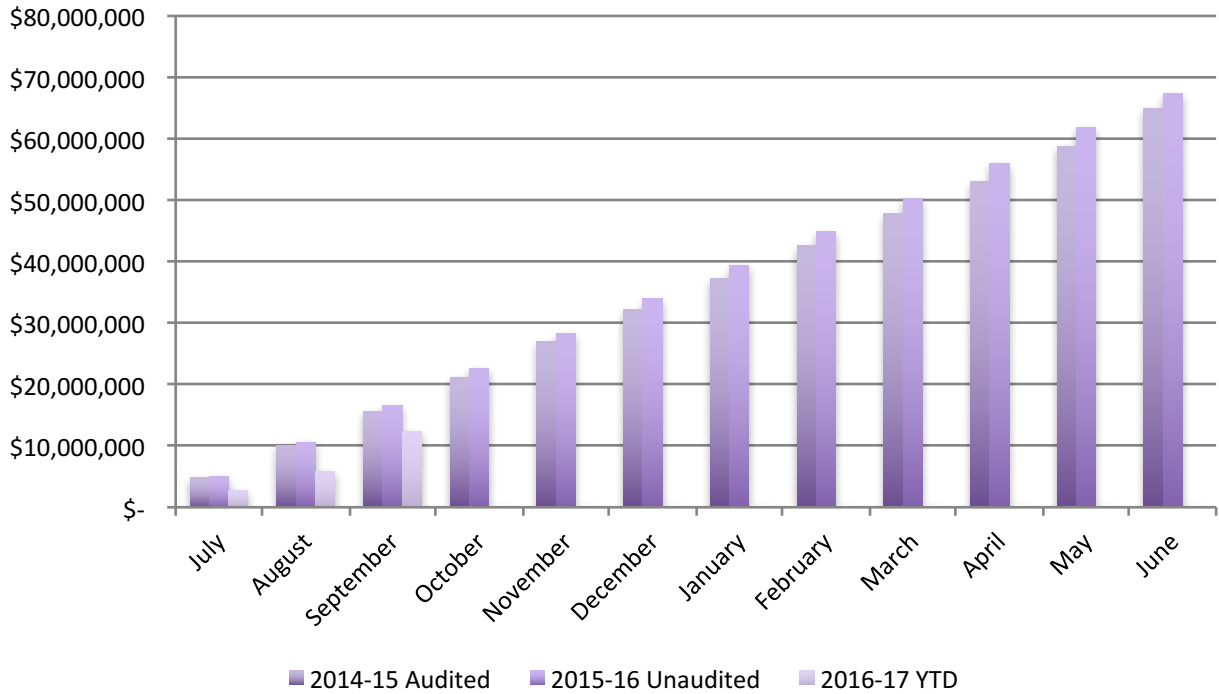
**SUMMARY OF RESOURCES, EXPENDITURES, RESERVES AND TRANSFERS
2016-17 GENERAL OPERATING FUND BY OBJECT
For the Quarter Ended September 30, 2016**

	FY 2014-15 Audited	FY 2015-16 Unaudited	FY 2016-17 Original Budget	FY 2016-17 Actual	% Actual/Budget
REVENUES					
Local Sources	\$ 20,660,195	\$ 22,367,410	\$ 21,533,928	\$ 810,091	4%
State Sources	47,390,666	49,830,058	51,633,208	14,409,121	28%
Federal Sources	1,181,703	1,102,530	1,118,569	-	0%
TOTAL REVENUES	69,232,565	73,299,998	74,285,705	15,219,213	20%
EXPENDITURES					
Salaries	33,607,554	35,333,249	35,079,098	4,900,987	14%
Benefits	9,690,982	10,198,426	10,846,183	1,400,914	13%
Purchased Services	10,372,304	11,502,020	12,987,001	5,254,617	40%
Supplies and Materials	11,172,955	11,006,022	13,502,680	847,214	6%
Property	348,472	531,520	311,528	103,514	33%
Other	64,150	135,106	55,785	13,626	24%
TOTAL EXPENDITURES	65,256,417	68,706,344	72,782,275	12,520,872	17%
TOTAL TRANSFERS	(3,992,484)	(2,996,916)	(2,662,080)	(1,467,473)	55%
TOTAL EXPENDITURES/TRANSFERS	61,263,933	65,709,427	70,120,195	11,053,398	16%
TOTAL BEGINNING BALANCES AND RESERVES	6,891,558	6,875,223	8,471,961	8,471,961	
ENDING FUND BALANCE	6,875,223	8,471,961	7,313,311	9,702,829	133%

General Operating Fund Revenues



General Operating Fund Expenditures

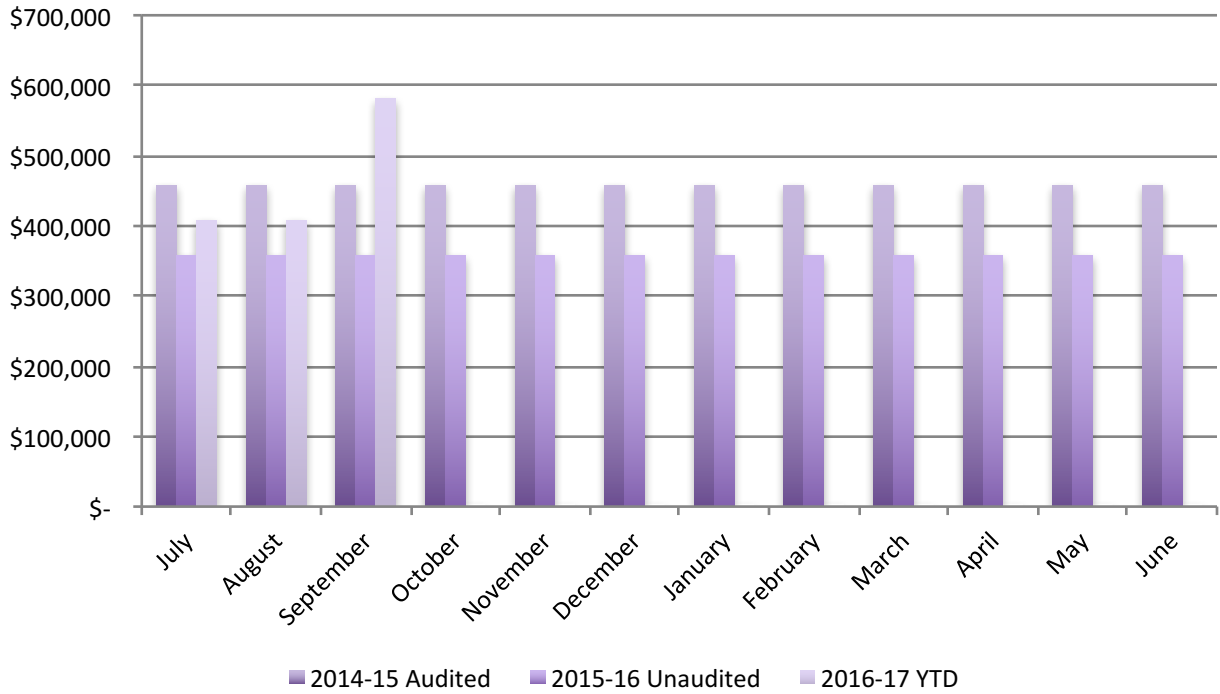




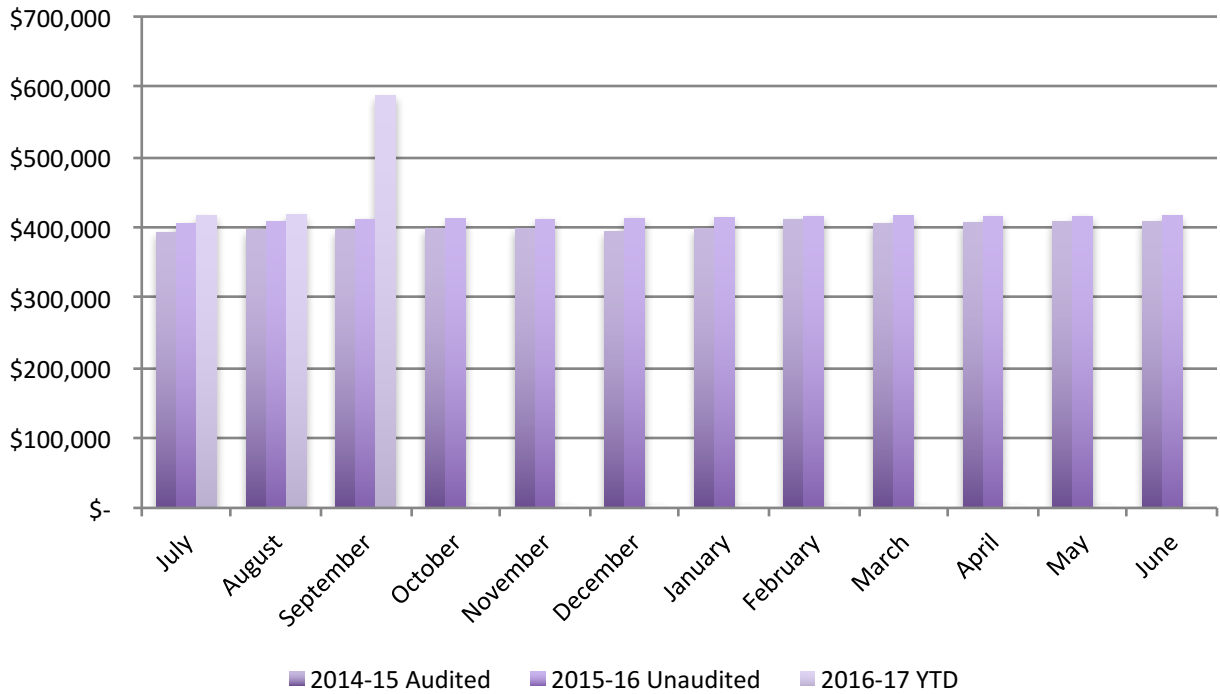
Mapleton Public Schools
 INSURANCE RESERVE FUND
 EXPENDITURE AND TRANSFER DETAIL
 For the Quarter Ended September 30, 2016

	FY 2014-2015 Audited	FY 2015-16 Unaudited	FY 2016-17 Original Budget	YTD Actual	Variance	% Actual/Budget
REVENUES						
Allocation from General Fund Property Tax	\$ 400,000	\$ 300,000	\$ 350,000	\$ 520,000	\$ 170,000	149%
Miscellaneous Income	57,965	57,965	57,965	60,701	2,736	105%
Interest	(125,474)	(129,673)	100	61	(39)	61%
Total Revenues	<u>332,491</u>	<u>228,292</u>	<u>408,065</u>	<u>580,762</u>	<u>172,697</u>	<u>142%</u>
EXPENDITURES						
Bank Fees	6	9	10	1	(9)	13%
Risk Management Salary	-	-	-	-	-	0%
Risk Management Benefits	-	-	-	-	-	0%
Repairs/Replacement	14,580	11,942	20,000	2,699	(17,301)	13%
Property Insurance	29,143	32,150	36,260	53,170	16,910	147%
Equipment Insurance (Boiler)	-	-	-	-	-	0%
Liability Insurance	34,872	31,044	39,609	61,581	21,972	155%
Fidelity Bond Premium	-	-	-	-	-	0%
BOCES Pool Worker's Comp	328,723	341,899	339,192	469,499	130,307	138%
Contingency Reserve	-	-	25,055	-	(25,055)	0%
Total Expenditures	<u>407,324</u>	<u>417,045</u>	<u>460,126</u>	<u>586,951</u>	<u>126,825</u>	<u>128%</u>
Net Change in Fund Balance	(74,832)	(188,752)	(52,061)	(6,189)	45,872	
BOCES Equity Adjustment	431,079		-	-	-	
FUND BALANCE - Beginning of Year	59,816	416,063	227,310	227,310		
FUND BALANCE - End of Year	<u>\$ 416,063</u>	<u>\$ 227,310</u>	<u>\$ 175,249</u>	<u>\$ 221,121</u>	<u>\$ 45,872</u>	

Insurance Reserve Fund Revenues



Insurance Reserve Fund Expenditures

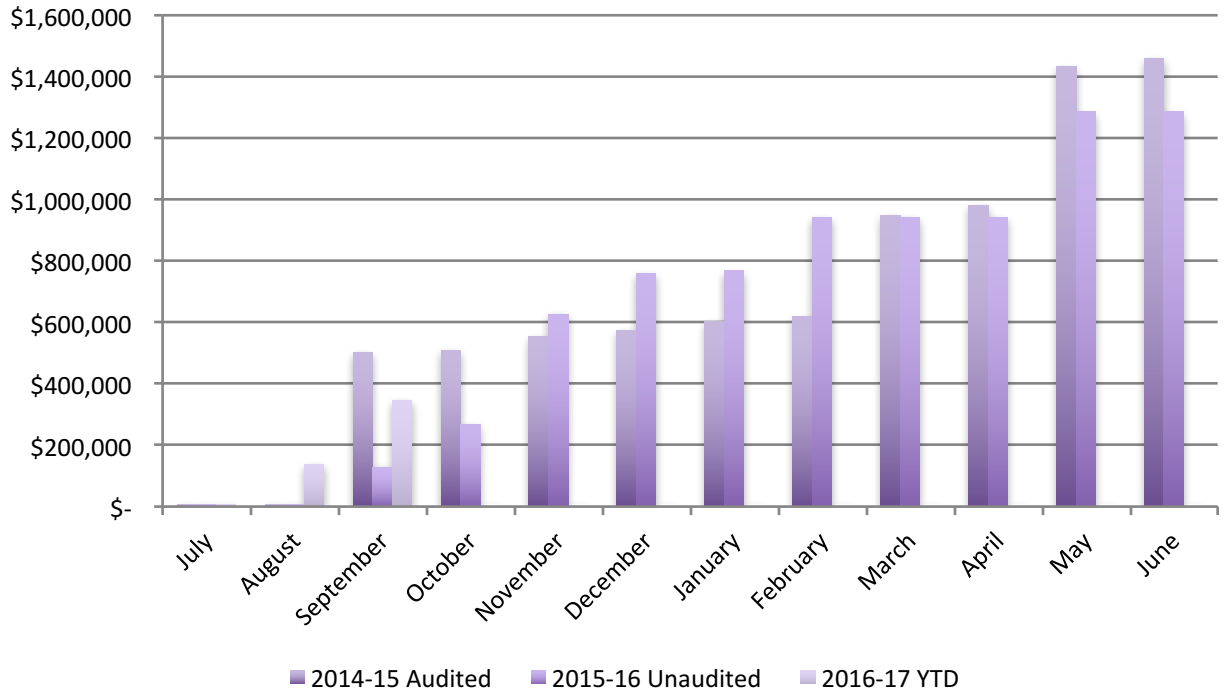




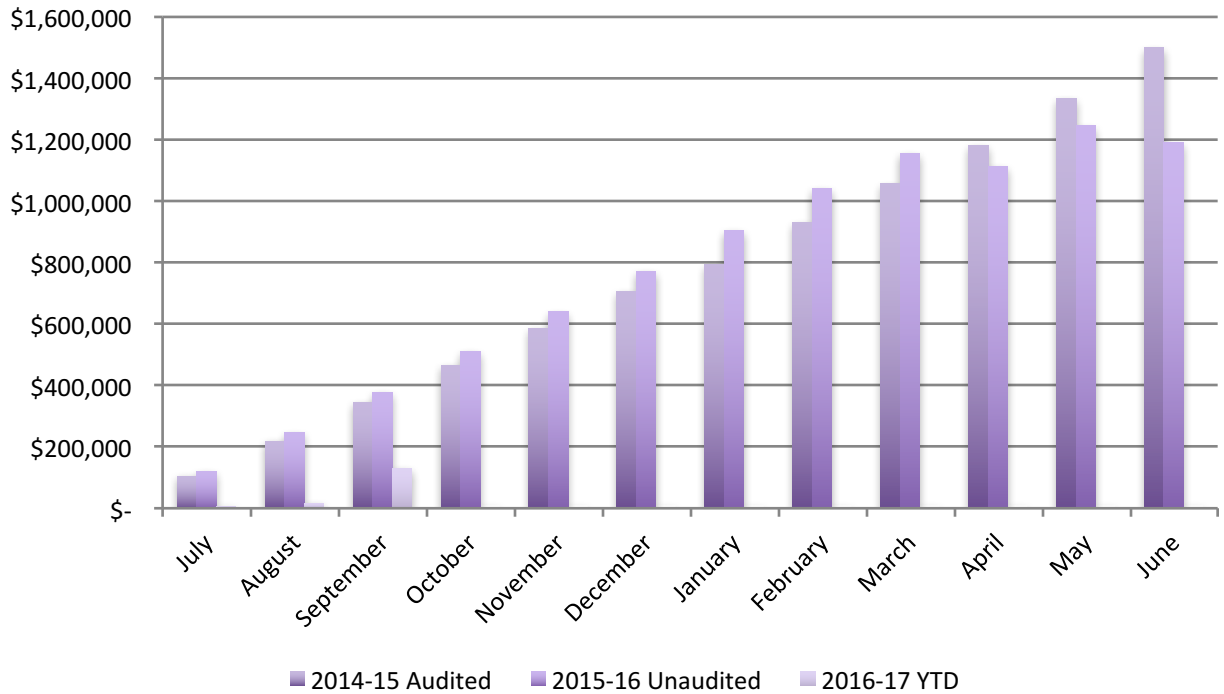
Mapleton Public Schools
 PRESCHOOL FUND
 EXPENDITURE AND TRANSFER DETAIL
 For the Quarter Ended September 30, 2016

	FY 2014-2015 Audited	FY 2015-16 Unaudited	FY 2016-17 Original Budget	YTD Actual	Variance	% Actual/Budget
REVENUES						
Allocation from General Fund Property Tax	1,226,467	1,285,776	1,312,030	347,473	(964,557)	26%
Allocation from General Fund (Hold Harmless Kinder)	-	-	-	-	-	0%
Tuition Revenue	228,810	-	-	-	-	0%
New America Custodial Reimbursement	-	-	-	-	-	0%
Interest/Miscellaneous	281	348	200	67	(133)	34%
Total Revenues	<u>1,455,558</u>	<u>1,286,124</u>	<u>1,312,230</u>	<u>347,540</u>	<u>(964,690)</u>	<u>26%</u>
EXPENDITURES						
CPP Expenditures, Preschool, Kindergarten	1,033,010	1,137,747	1,166,534	100,936	(1,065,598)	9%
CPP Administration	127,993	148,030	155,159	29,904	(125,255)	19%
Tuition Preschool	339,683	-	-	-	-	0%
Operations and Maintenance	-	-	-	-	-	0%
Reserves	-	-	-	-	-	0%
Total Expenditures	<u>1,500,686</u>	<u>1,285,777</u>	<u>1,321,693</u>	<u>130,839</u>	<u>(1,190,854)</u>	<u>10%</u>
Net Change in Fund Balance	(45,127)	347	(9,463)	216,701	226,164	
BEGINNING FUND BALANCE	<u>91,690</u>	<u>46,563</u>	<u>46,910</u>	<u>46,910</u>	<u>37,447</u>	
FUND BALANCE - End of Year	<u>\$ 46,563</u>	<u>\$ 46,910</u>	<u>\$ 37,447</u>	<u>\$ 263,612</u>	<u>\$ 263,612</u>	

Preschool Fund Revenues



Preschool Fund Expenditures

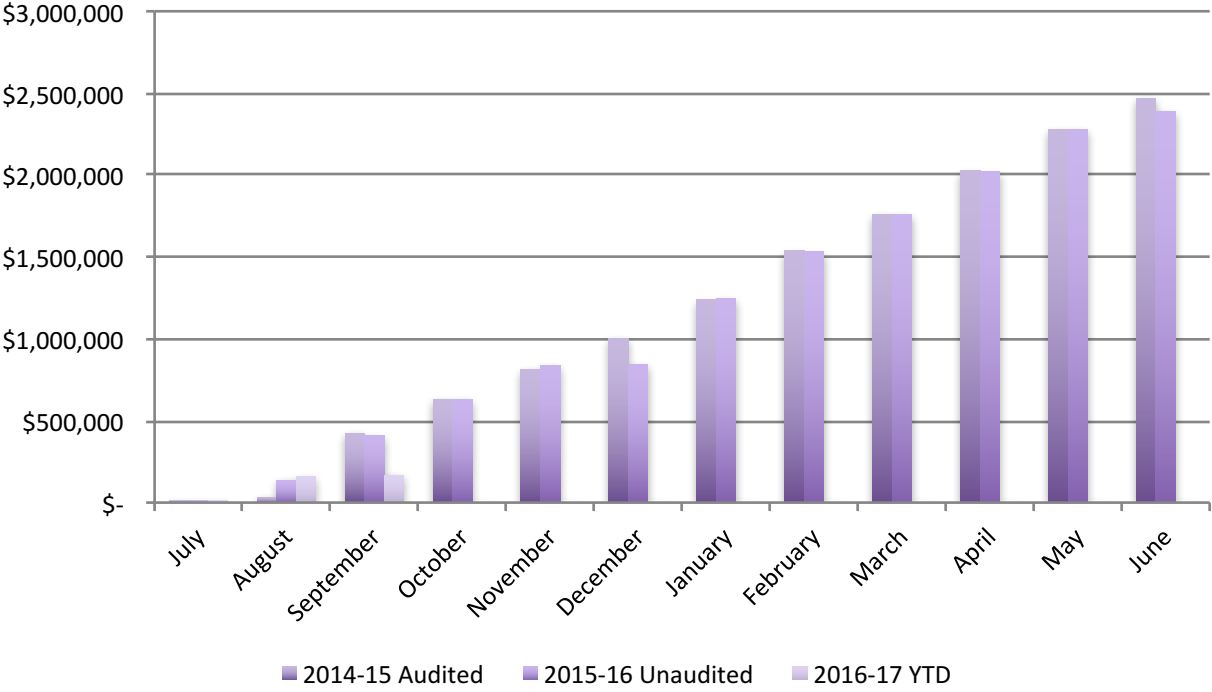




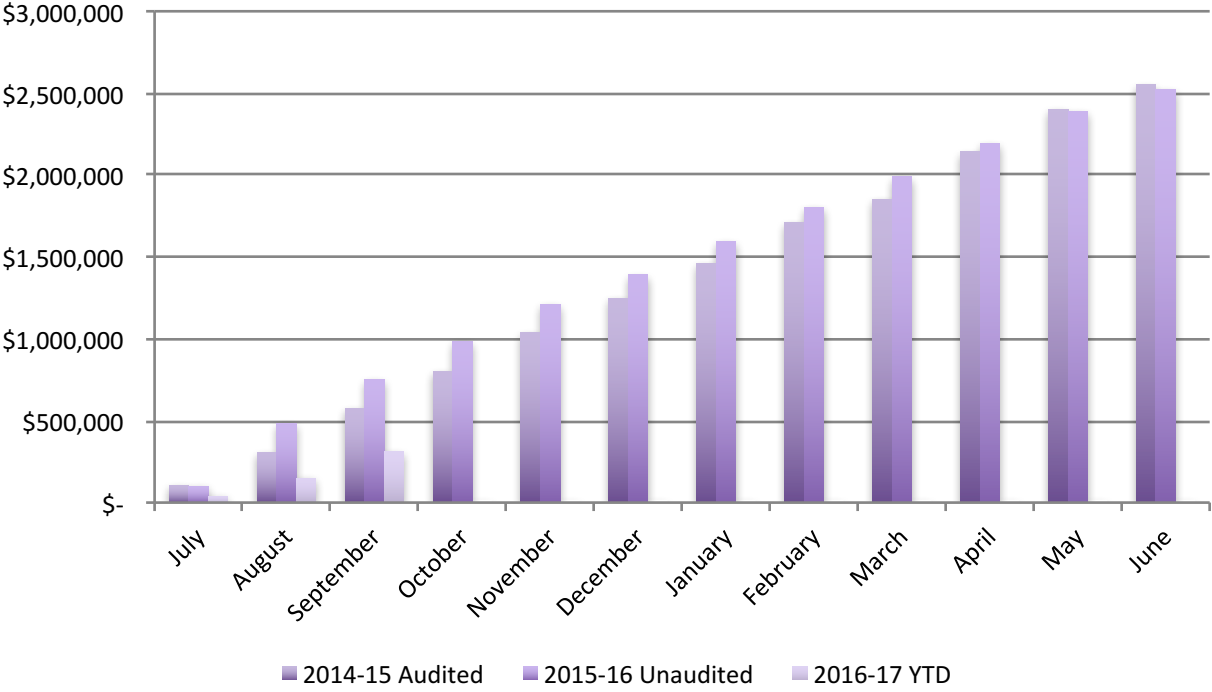
Mapleton Public Schools
 FOOD SERVICE FUND
 EXPENDITURE AND TRANSFER DETAIL
 For the Quarter Ended September 30, 2016

	FY 2014-2015 Audited	FY 2015-16 Unaudited	FY 2016-17 Original Budget	YTD Actual	Variance	% Actual/Budget
REVENUES						
Local Sources	\$ 328,052	\$ 347,049	\$ 269,251	\$ 31,096	\$ (238,155)	12%
State Sources	54,585	55,552	53,204	2,137	(51,067)	4%
Federal Sources	2,102,317	2,150,555	2,120,403	139,672	(1,980,731)	7%
Transfers In	80,000	21,140	40,000	-	(40,000)	0%
Total Revenues	<u>2,564,954</u>	<u>2,574,296</u>	<u>2,482,858</u>	<u>172,905</u>	<u>(2,309,953)</u>	<u>7%</u>
EXPENDITURES						
Salaries	\$ 1,058,178	\$ 1,016,304	\$ 633,793	\$ 132,195	\$ (501,598)	21%
Benefits	295,141	300,442	183,872	37,895	(145,977)	21%
Purchased Services	42,664	45,127	74,750	16,375	(58,375)	22%
Supplies and Materials	1,210,951	1,119,917	1,358,800	115,671	(1,243,129)	9%
Equipment	4,217	194,774	85,500	14,510	(70,990)	17%
Depreciation	-	-	-	-	-	0%
Contingency Reserve	-	-	300,000	-	(300,000)	0%
Total Expenditures	<u>2,611,152</u>	<u>2,676,564</u>	<u>2,636,715</u>	<u>316,646</u>	<u>(2,320,069)</u>	<u>12%</u>
NET INCOME (LOSS)	<u>(46,198)</u>	<u>(102,268)</u>	<u>(153,857)</u>	<u>(143,741)</u>	<u>10,116</u>	
SPECIAL REVENUE FUND ADJUSTMENT*	(405,945)					
FUND BALANCE - Beginning of Year	<u>2,153,094</u>	<u>1,700,951</u>	<u>1,598,684</u>	<u>1,598,684</u>	<u>-</u>	
FUND BALANCE - End of Year	<u>\$ 1,700,951</u>	<u>\$ 1,598,684</u>	<u>\$ 1,444,828</u>	<u>\$ 1,454,942</u>	<u>\$ 10,114</u>	

Food Service Fund Revenues



Food Service Fund Expenditures

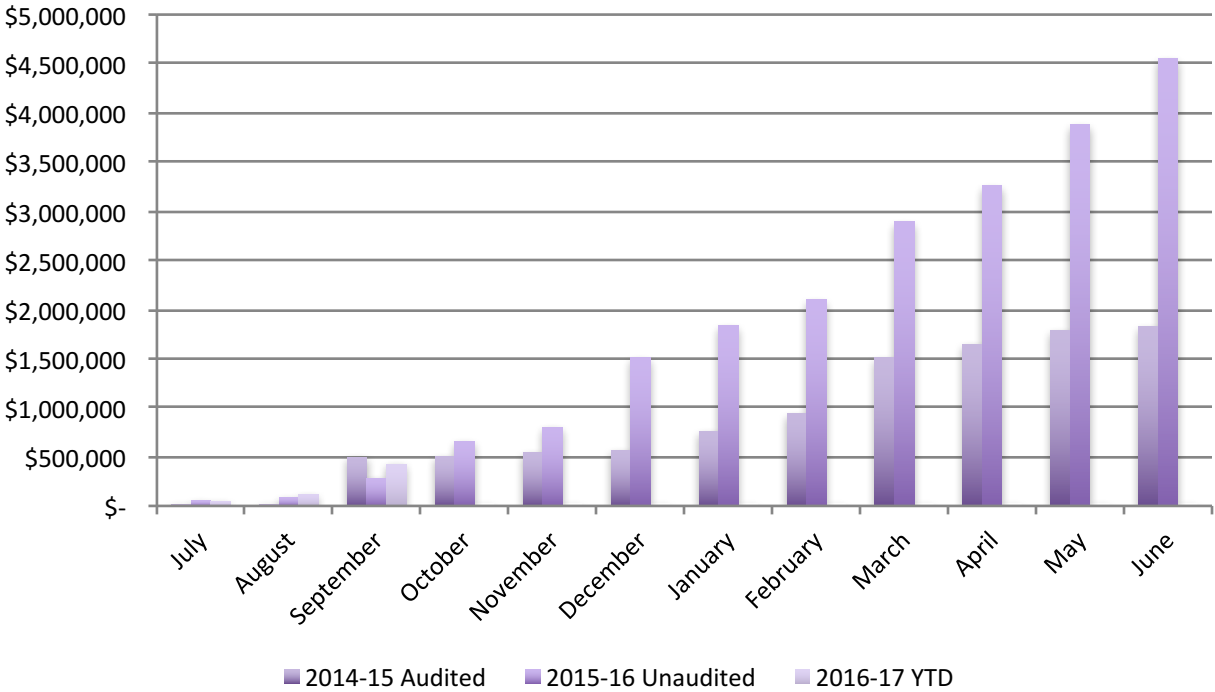




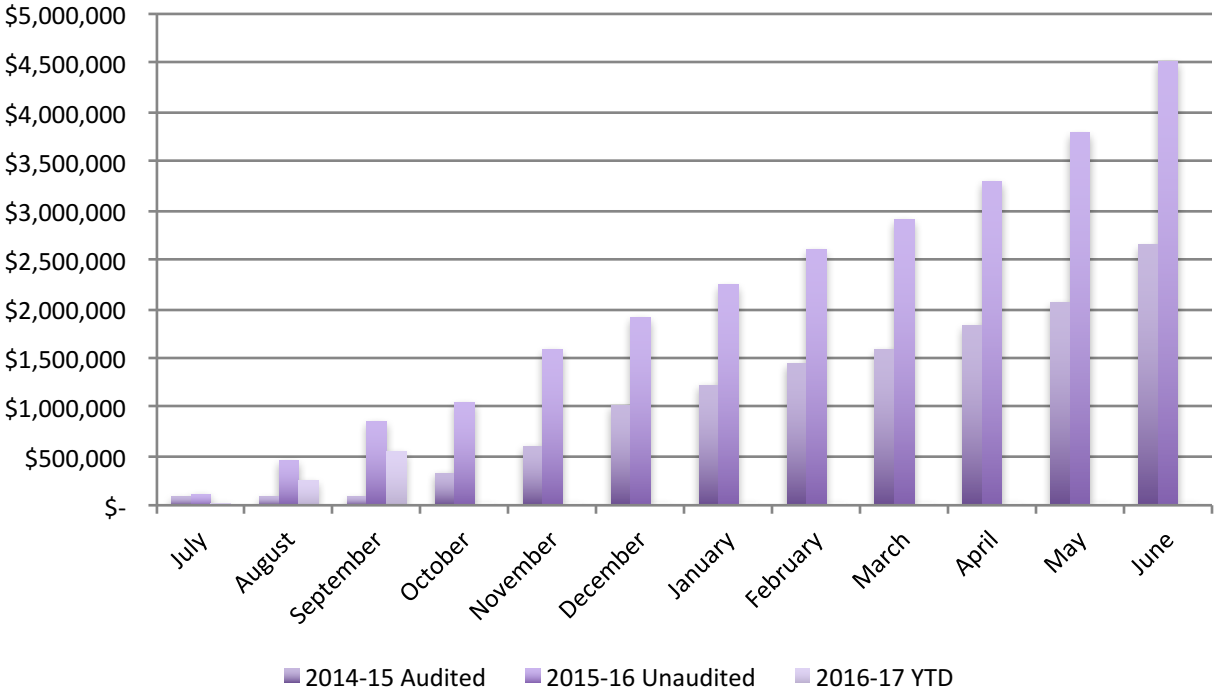
Mapleton Public Schools
GRANT FUND
Expenditure and Transfer Detail
For the Quarter Ended September 30, 2016

	FY 2014-2015 Audited	FY 2015-16 Unaudited	FY 2016-17 Original Budget	YTD Actual	Variance	% Actual/Budget
REVENUES						
Local Sources	\$ 1,052,971	\$ 2,143,046	\$ 1,656,580	\$ 407,104	\$ (1,249,476)	25%
State Sources	265,729	174,877	-	26,110	26,110	0%
Federal Sources	1,815,376	2,386,634	210,199	-	(210,199)	0%
TOTAL REVENUES	<u>3,134,076</u>	<u>4,704,557</u>	<u>1,866,779</u>	<u>433,214</u>	<u>(1,433,565)</u>	<u>23%</u>
EXPENDITURES						
Salaries	\$ 1,300,131	\$ 1,527,404	\$ 137,137	\$ 112,641	\$ (24,496)	82%
Benefits	336,219	391,401	14,686	30,847	16,161	210%
Purchased Services	914,361	1,898,210	1,431,548	407,263	(1,024,285)	28%
Supplies & Materials	93,626	334,106	248,481	6,352	(242,129)	3%
Property	473,080	518,752	24,873	-	(24,873)	0%
Other	16,660	34,685	10,054	-	(10,054)	0%
TOTAL EXPENDITURES	<u>3,134,076</u>	<u>4,704,557</u>	<u>1,866,779</u>	<u>557,104</u>	<u>(1,309,676)</u>	<u>30%</u>
EXCESS OF REVENUES OVER (UNDER) EXPENDITURES	-	-	0	(123,889)	(123,889)	
OTHER FINANCING SOURCES (USES)						
General Fund	-	-	-	-	-	
TOTAL OTHER FINANCING SOURCES (USES)	<u>-</u>	<u>-</u>	<u>-</u>	<u>-</u>	<u>-</u>	
Net Change in Fund Balance	\$ -	\$ -	\$ 0	\$ (123,889)	\$ (123,889)	
BEGINNING FUND BALANCE	<u>-</u>	<u>-</u>	<u>-</u>	<u>-</u>	<u>-</u>	
FUND BALANCE - End of Year	<u>\$ -</u>	<u>\$ -</u>	<u>\$ 0</u>	<u>\$ (123,889)</u>	<u>\$ (123,889)</u>	

Grants Fund Revenues



Grants Fund Expenditures

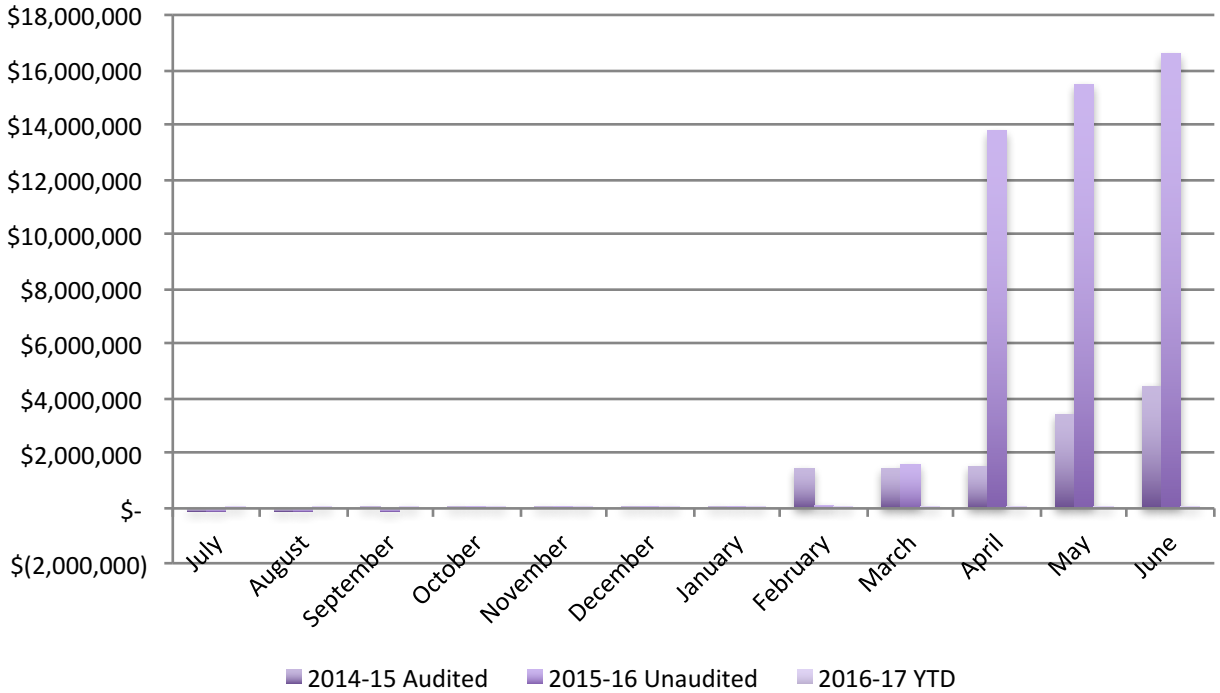




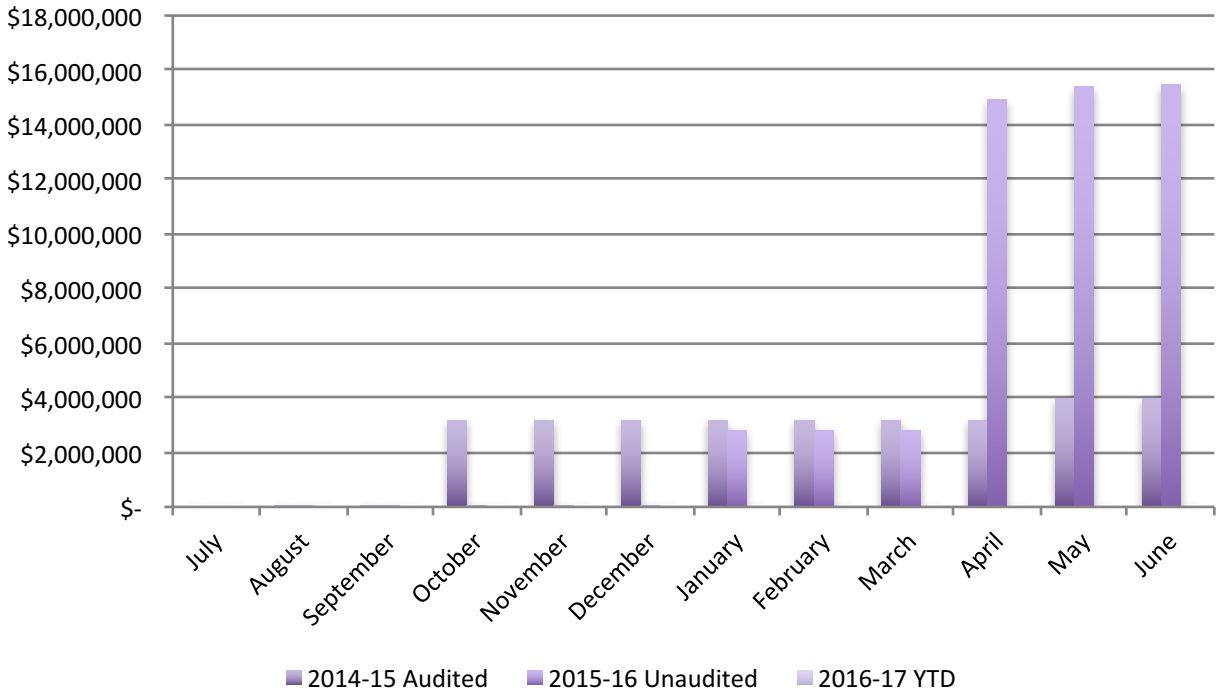
Mapleton Public Schools
 BOND REDEMPTION FUND
 EXPENDITURE AND TRANSFER DETAIL
 For the Quarter Ended September 30, 2016

	FY 2014-2015 Audited	FY 2015-16 Unaudited	FY 2016-17 Original Budget	YTD Actual	Variance	% Actual/Budget
REVENUES						
Property Taxes	\$ 4,509,702	\$ 4,568,885	\$ 4,521,772	\$ 5,674	\$ (4,516,098)	0%
Refunding Bond Proceeds	-	12,101,232	-	-	-	0%
Miscellaneous	-	-	-	-	-	0%
Investment Earnings	32	(981)	3,000	-	(3,000)	0%
Total Revenues	<u>4,509,734</u>	<u>16,669,136</u>	<u>4,524,772</u>	<u>5,674</u>	<u>(4,519,098)</u>	<u>0%</u>
EXPENDITURES						
Principal	2,363,157	2,025,840	2,550,062	-	(2,550,062)	0%
Interest and Fiscal Charges	1,637,356	1,255,910	875,600	-	(875,600)	0%
Payment to Refunding Escrow	-	12,182,124	900,022	-	(900,022)	0%
Contingency Reserve	-	-	500,000	-	-	0%
Total Expenditures	<u>4,000,513</u>	<u>15,463,874</u>	<u>4,825,684</u>	<u>-</u>	<u>(4,825,684)</u>	<u>0%</u>
Net Change in Fund Balance	509,220	1,205,262	(300,912)	5,674	306,587	
BEGINNING FUND BALANCE	<u>\$ 3,653,732</u>	<u>\$ 4,162,953</u>	<u>\$ 5,368,215</u>	<u>\$ 5,368,215</u>	<u>\$ -</u>	
FUND BALANCE - End of Year	<u>\$ 4,162,953</u>	<u>\$ 5,368,215</u>	<u>\$ 5,067,302</u>	<u>\$ 5,373,889</u>	<u>\$ 306,587</u>	

Bond Redemption Fund Revenues



Bond Redemption Fund Expenditures

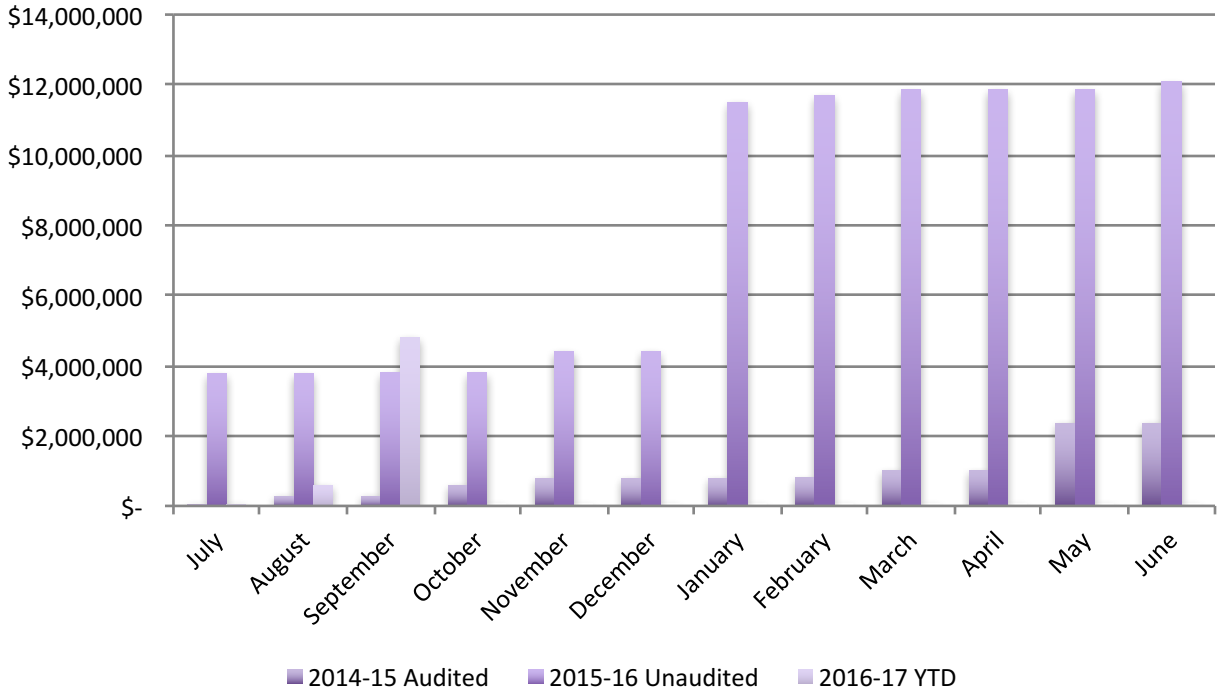




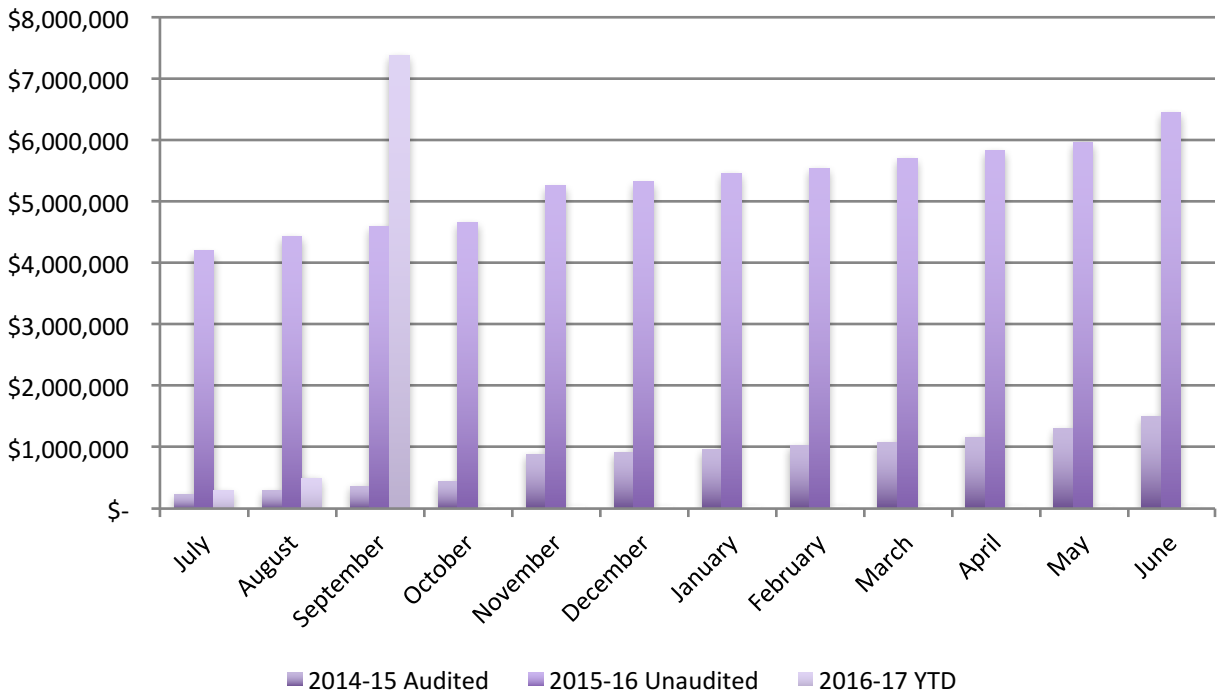
Mapleton Public Schools
 CAPITAL RESERVE FUND
 Expenditure and Transfer Detail
 For the Quarter Ended September 30, 2016

	FY 2014-2015 Audited	FY 2015-16 Unaudited	FY 2016-17 Original Budget	YTD Actual	Variance	% Actual/Budget
REVENUES						
Local Sources						
Investment Earnings	\$ 26,251	\$ 39,062	\$ 8,500	\$ 7,228	\$ (1,272)	85%
Cell Tower Lease	33,115	34,650	33,000	5,775	(27,225)	18%
Other	3,874	6,810	-	-	-	0%
State Source	-	164,257	-	-	-	0%
Sale of Property	-	7,083,164	-	-	-	0%
Lease Proceeds	-	-	-	-	-	0%
COPS Proceeds	-	3,265,000	-	4,200,000	4,200,000	0%
COPS Premium	-	98,010	-	-	-	0%
TOTAL REVENUES	<u>63,240</u>	<u>10,690,954</u>	<u>41,500</u>	<u>4,213,003</u>	<u>4,171,503</u>	<u>10152%</u>
EXPENDITURES						
Capital Outlay	410,180	1,605,511	1,029,661	7,051,176	6,021,515	685%
Principal	882,048	939,989	460,319	225,569	(234,750)	49%
Interest and Fiscal Charges	216,476	232,108	100,406	107,760	7,354	107%
Contingency Reserve	-	-	-	-	-	0%
Refunding Escrow Payment	-	3,672,878	-	-	-	0%
TOTAL EXPENDITURES	<u>1,508,704</u>	<u>6,450,486</u>	<u>1,590,386</u>	<u>7,384,505</u>	<u>5,794,119</u>	<u>464%</u>
EXCESS OF REVENUES OVER (UNDER) EXPENDITURES	(1,445,465)	4,240,468	(1,548,886)	(3,171,502)	(1,622,616)	
OTHER FINANCING SOURCES (USES)						
General Fund	2,340,600	1,390,000	960,050	600,000	(360,050)	
TOTAL OTHER FINANCING SOURCES (USES)	<u>2,340,600</u>	<u>1,390,000</u>	<u>960,050</u>	<u>600,000</u>	<u>(360,050)</u>	
Net Change in Fund Balance	\$ 895,135	\$ 5,630,468	\$ (588,837)	\$ (2,571,502)	\$ (1,982,665)	
BEGINNING FUND BALANCE	<u>239,988</u>	<u>1,135,123</u>	<u>6,765,592</u>	<u>6,765,592</u>	<u>804,849</u>	
FUND BALANCE - End of Year	<u>\$ 1,135,123</u>	<u>\$ 6,765,592</u>	<u>\$ 6,176,755</u>	<u>\$ 4,194,090</u>	<u>\$ (1,982,665)</u>	

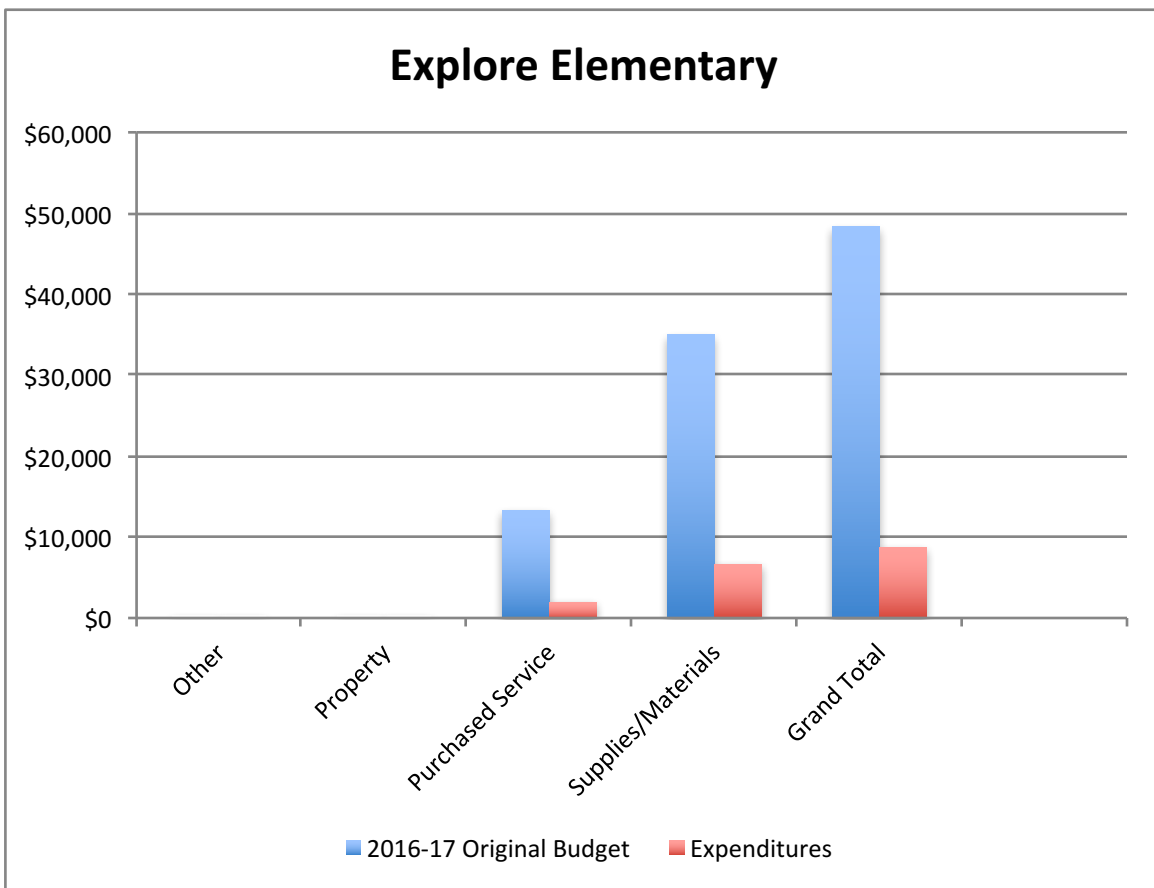
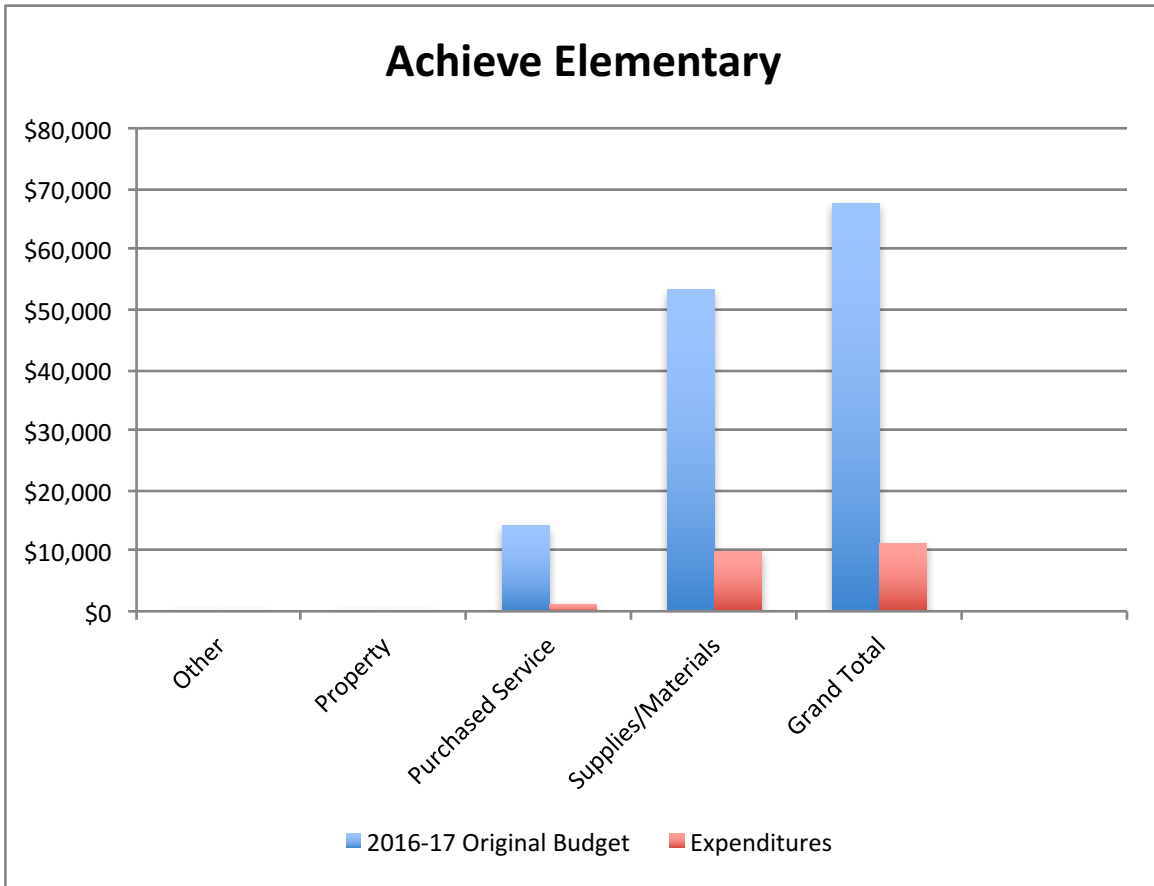
Capital Reserve Fund Revenues



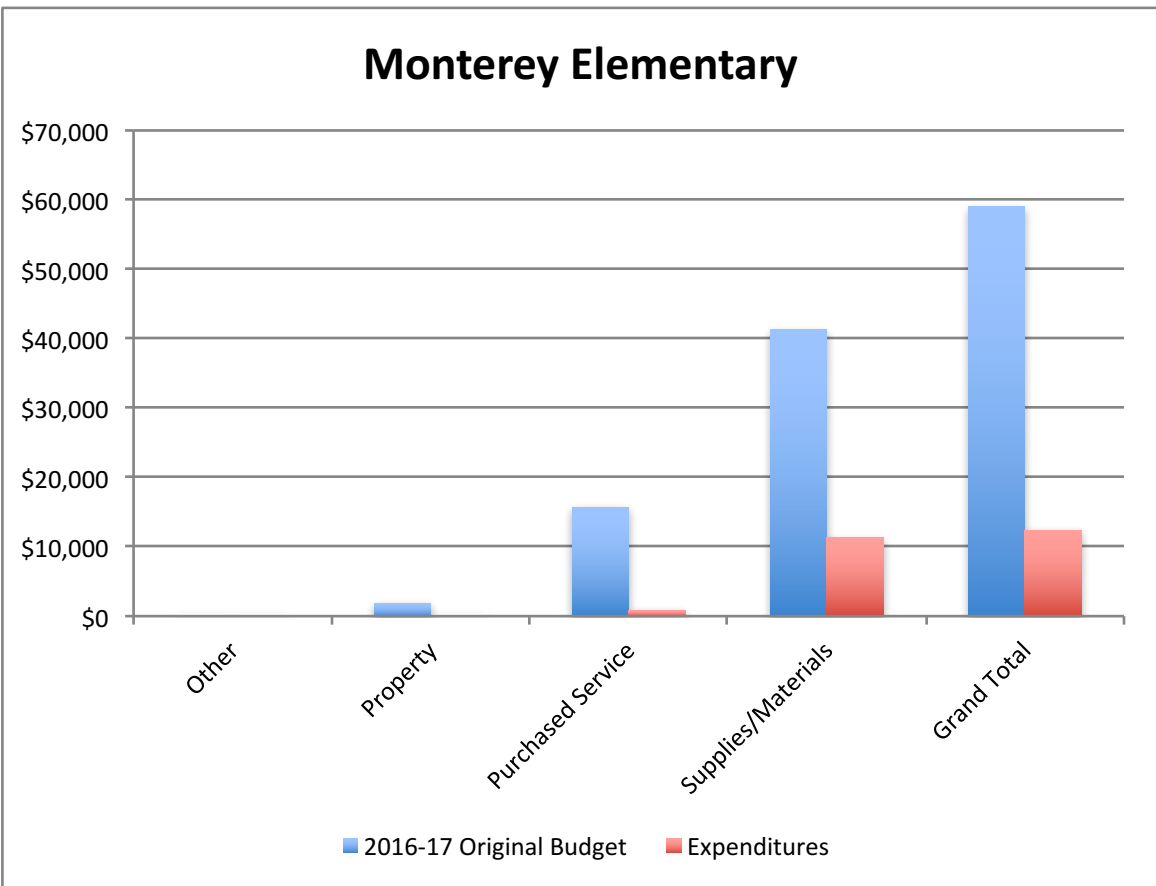
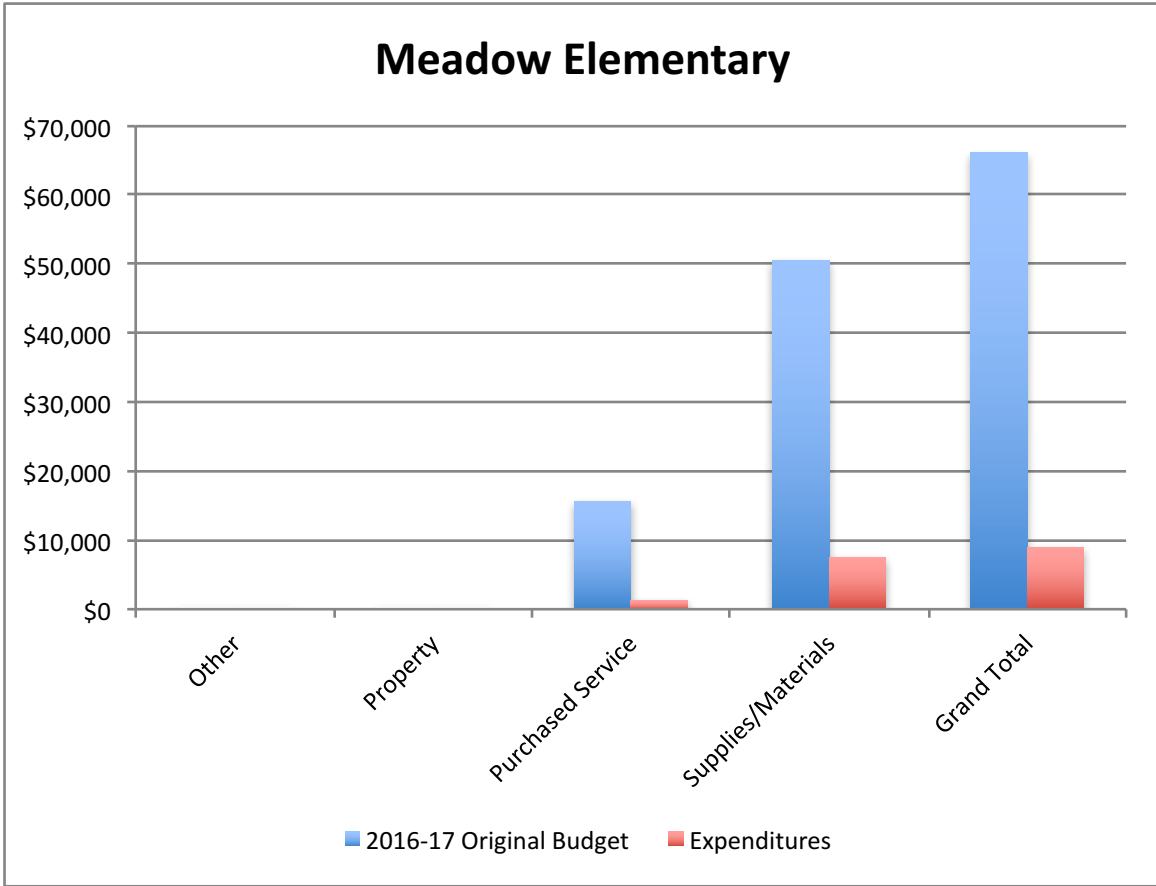
Capital Reserve Fund Expenditures



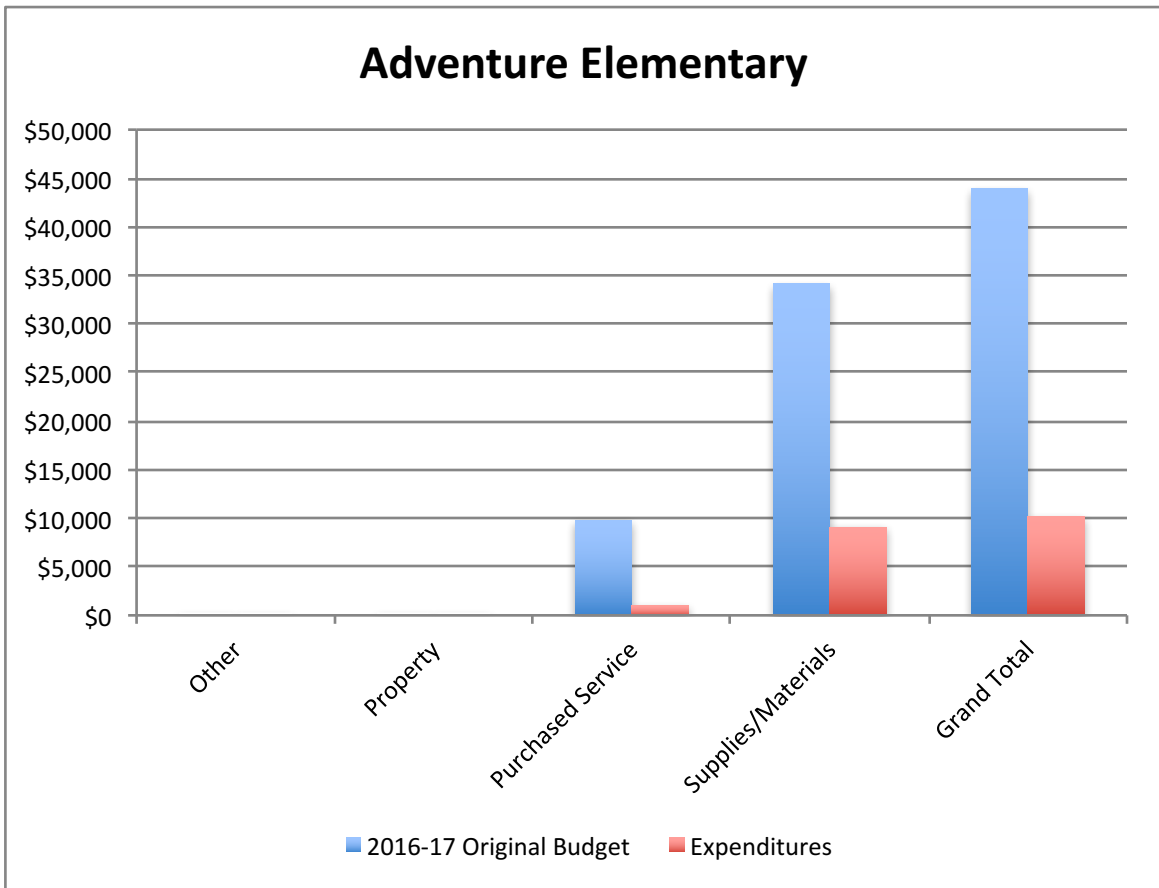
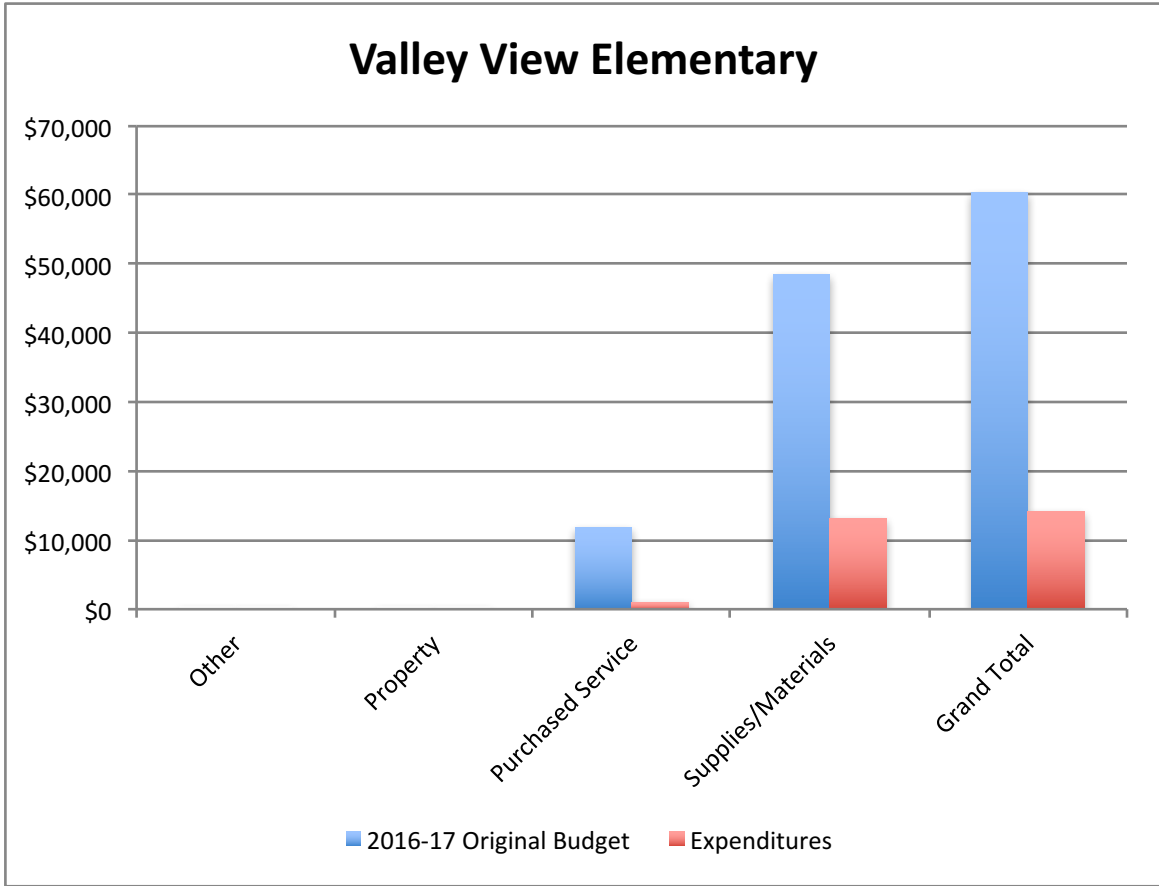
Mapleton Public Schools
 School/Location Expenditure Budget vs. Actual
 For the Quarter Ended September 30, 2016



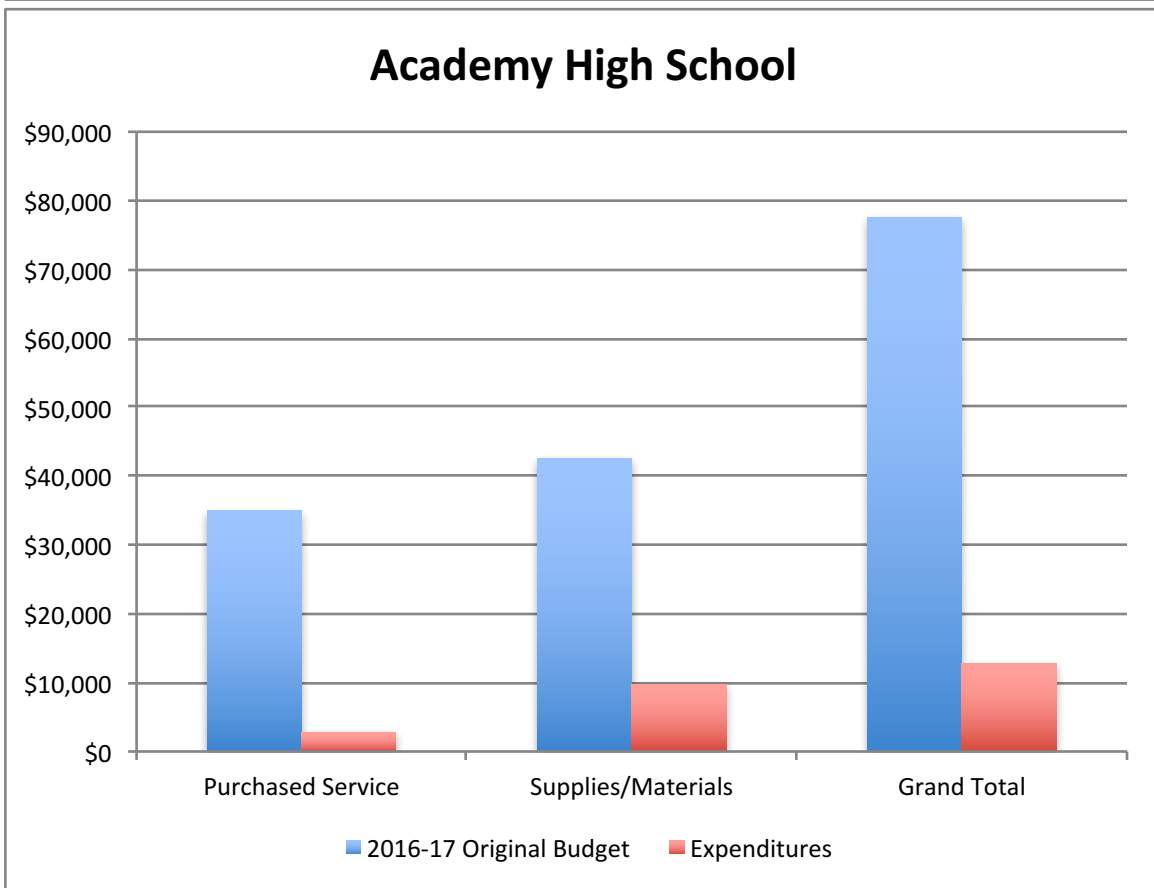
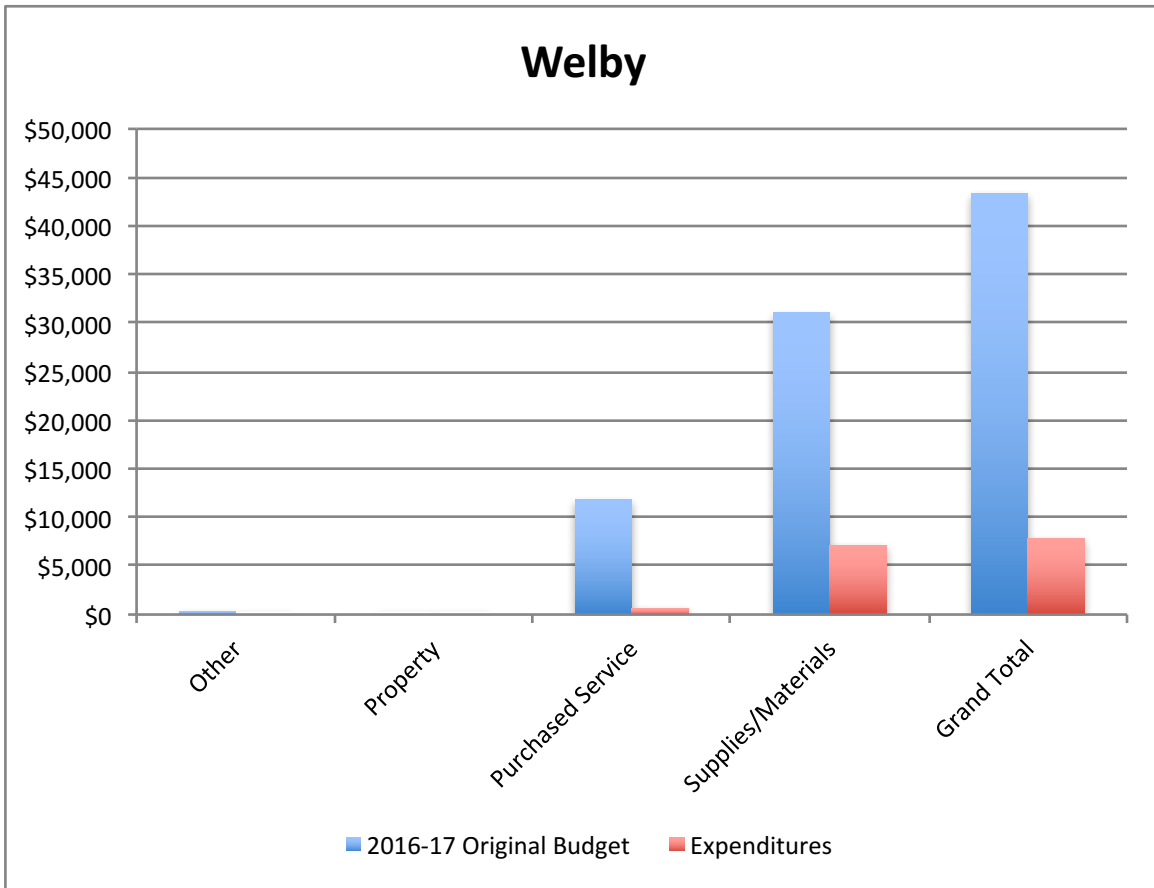
Mapleton Public Schools
 School/Location Expenditure Budget vs. Actual
 For the Quarter Ended September 30, 2016



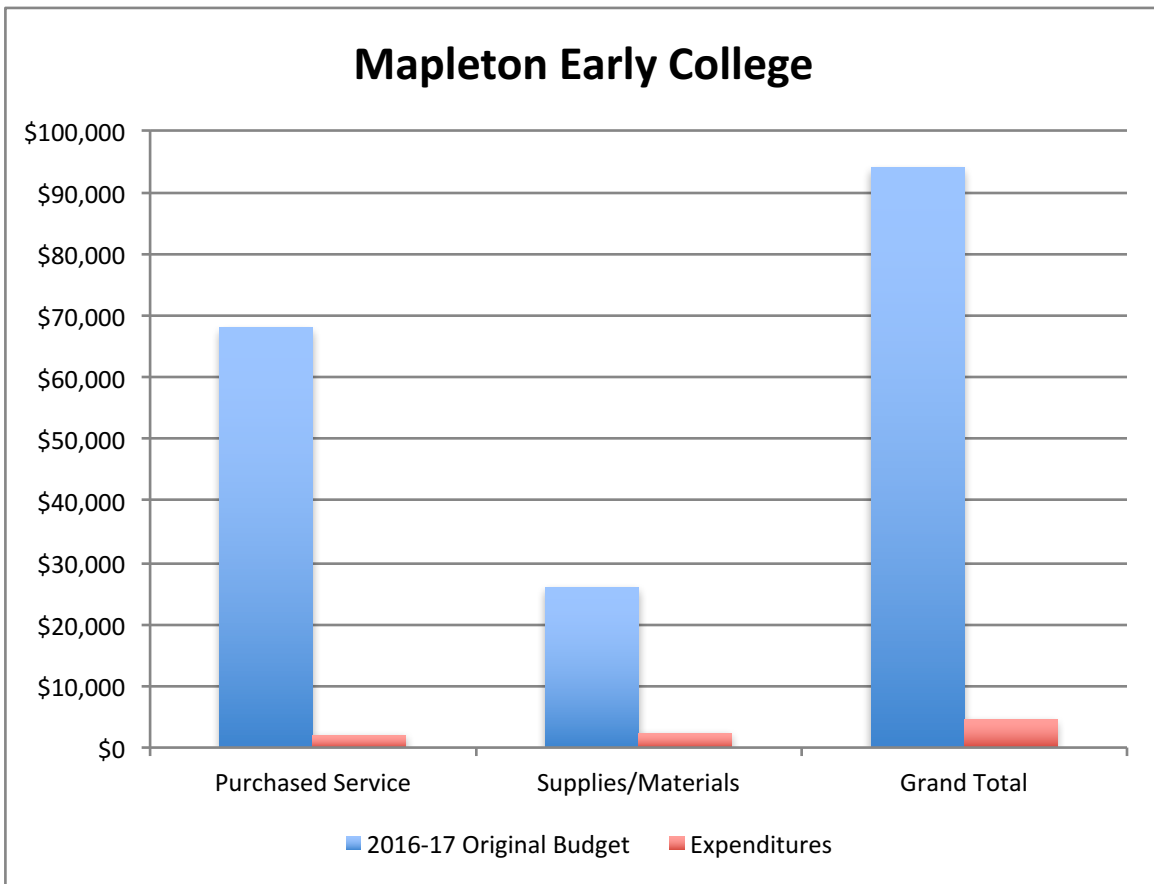
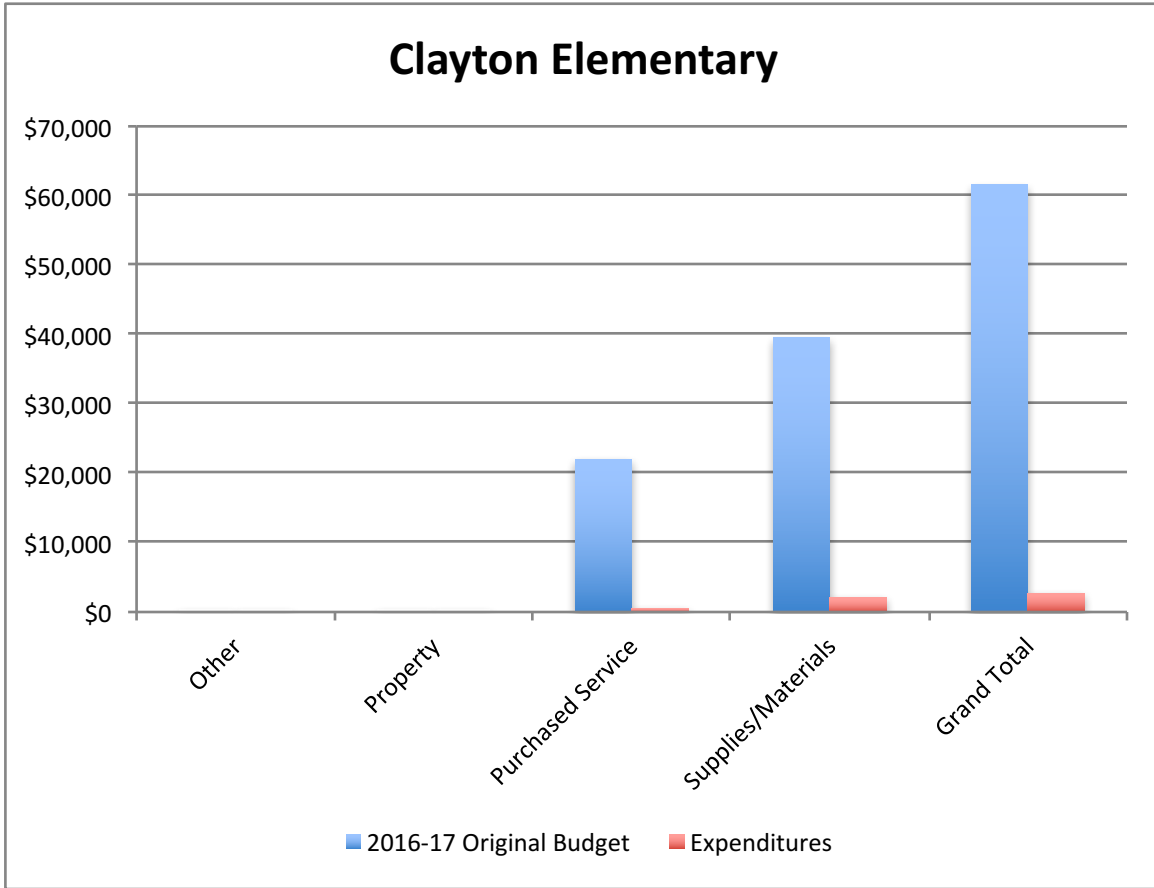
Mapleton Public Schools
 School/Location Expenditure Budget vs. Actual
 For the Quarter Ended September 30, 2016



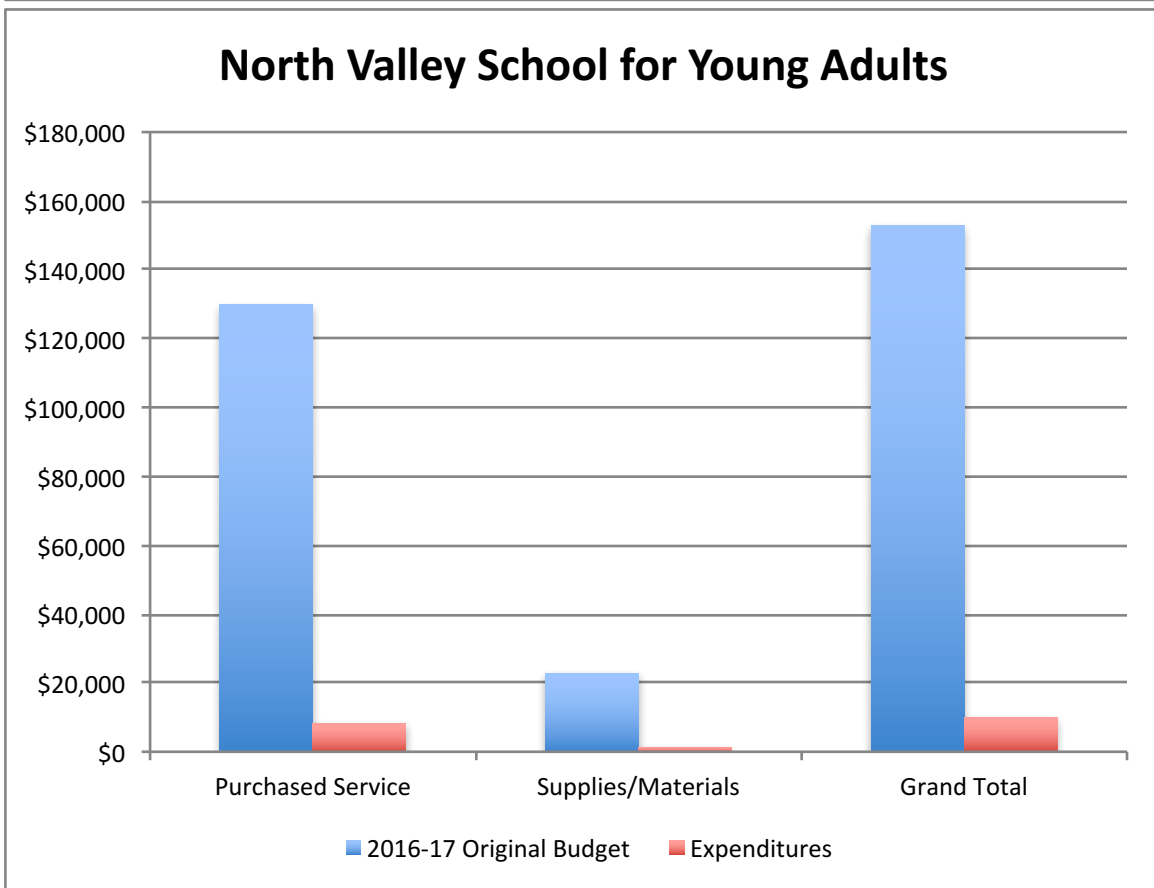
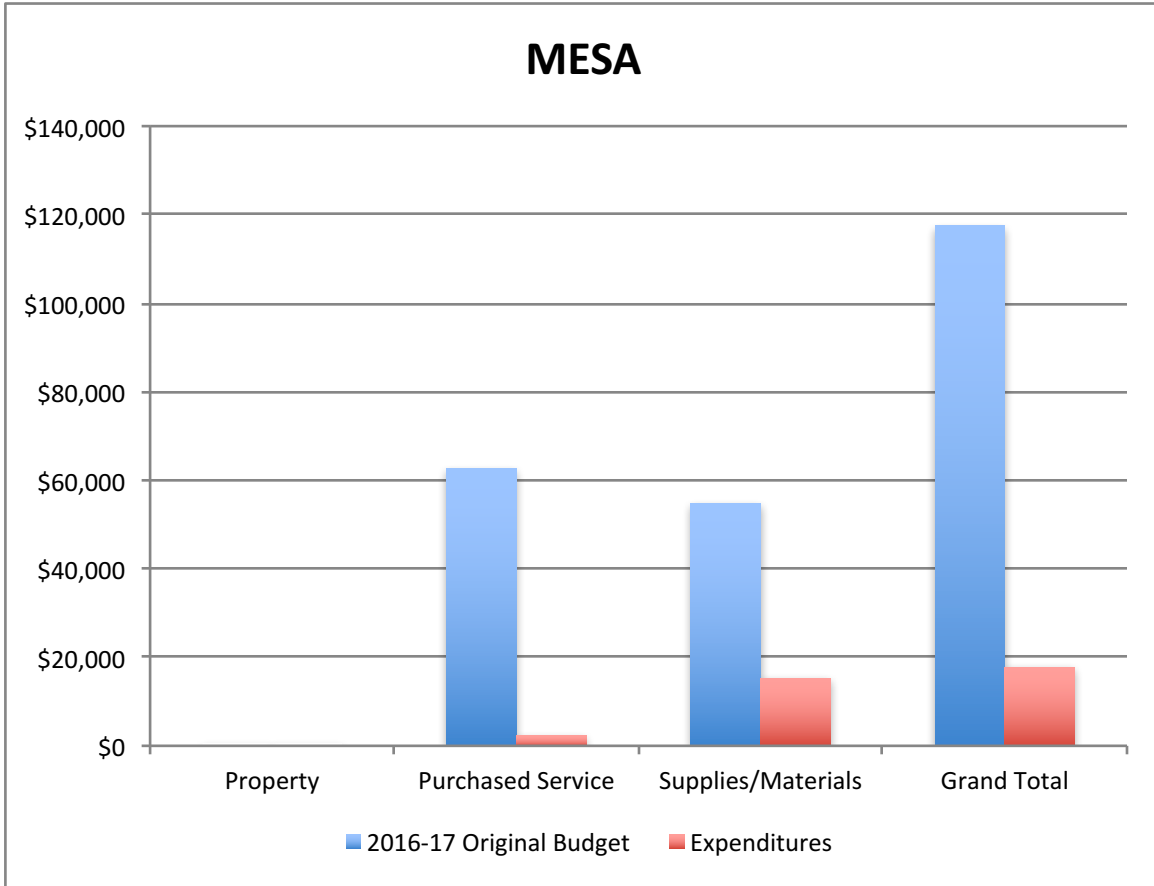
Mapleton Public Schools
 School/Location Expenditure Budget vs. Actual
 For the Quarter Ended September 30, 2016



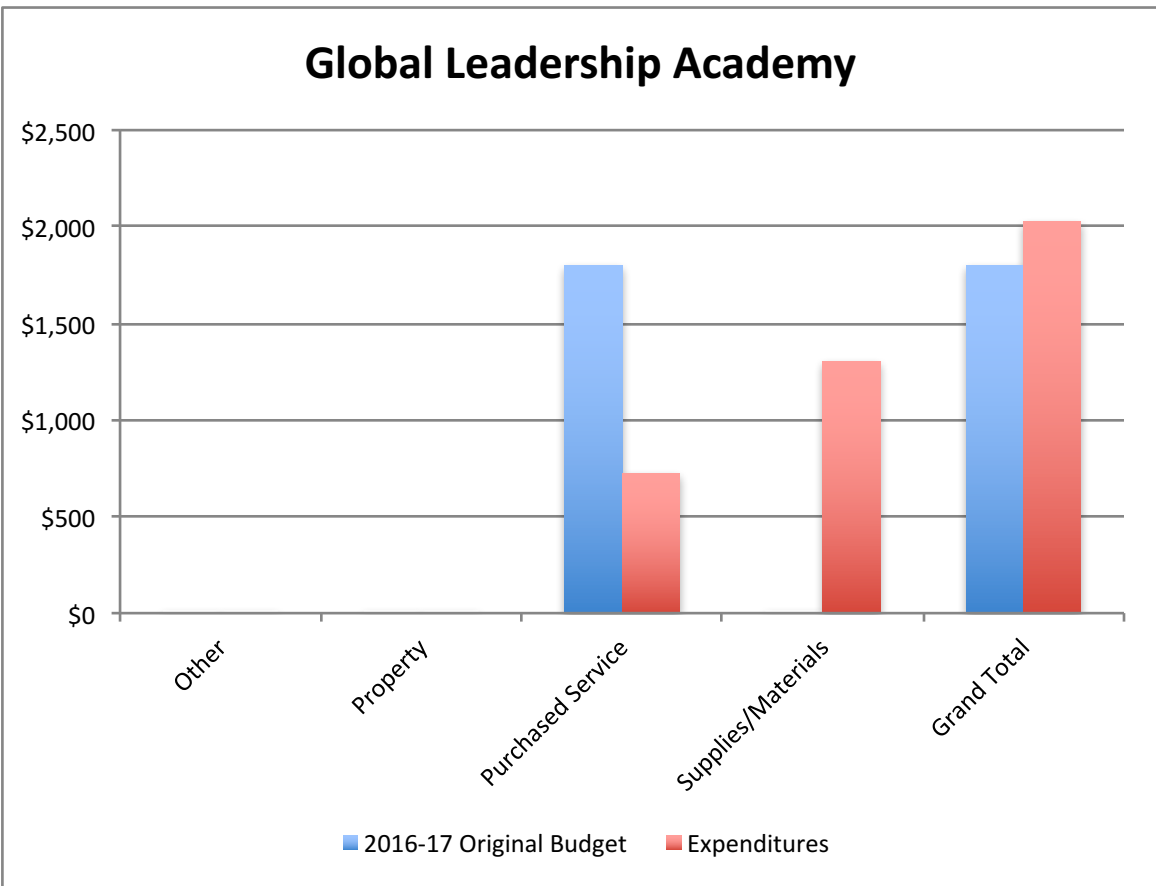
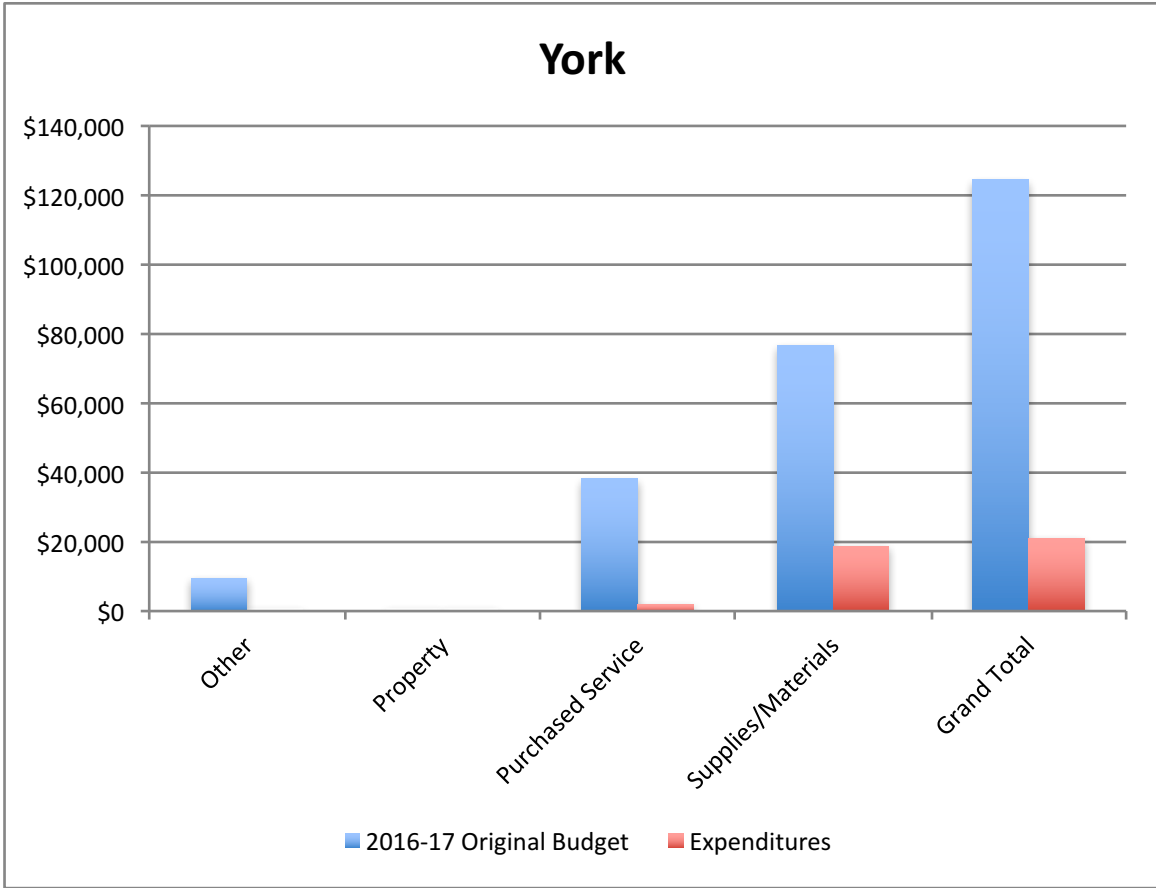
Mapleton Public Schools
 School/Location Expenditure Budget vs. Actual
 For the Quarter Ended September 30, 2016



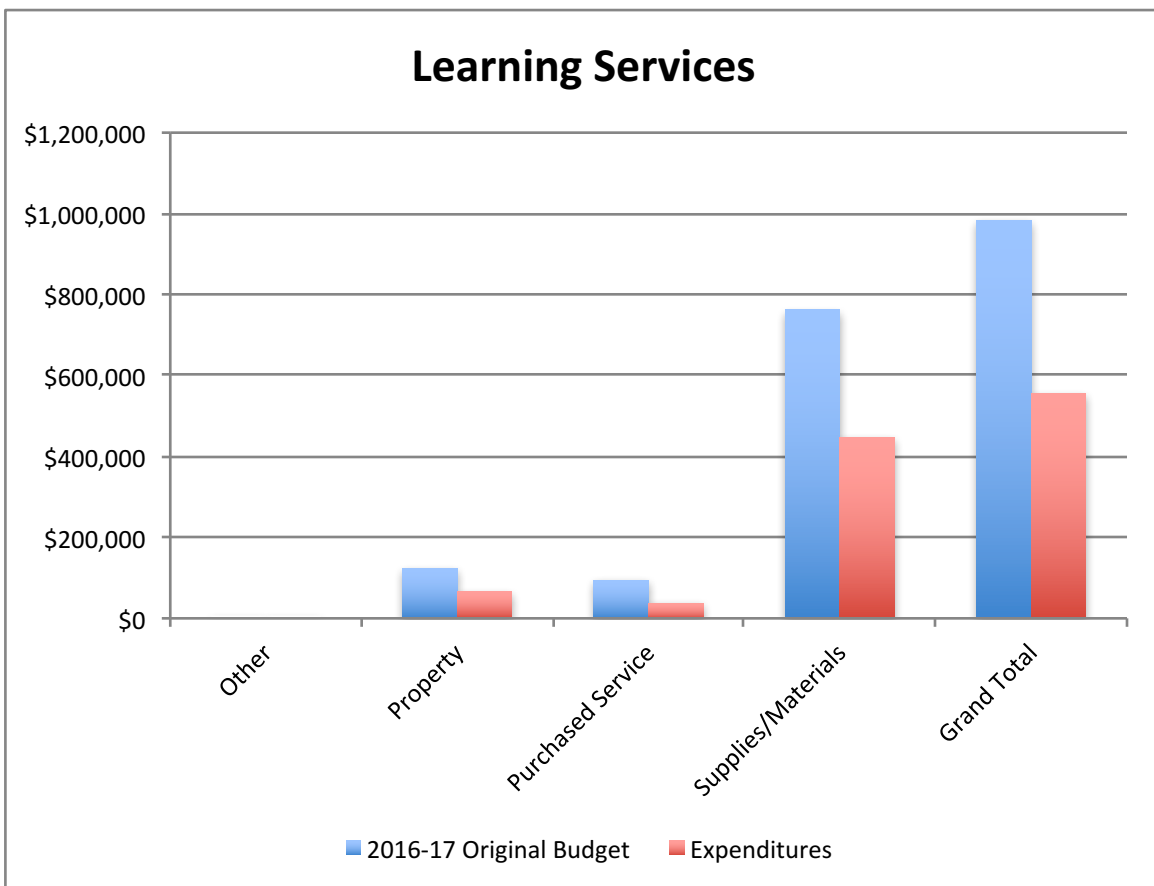
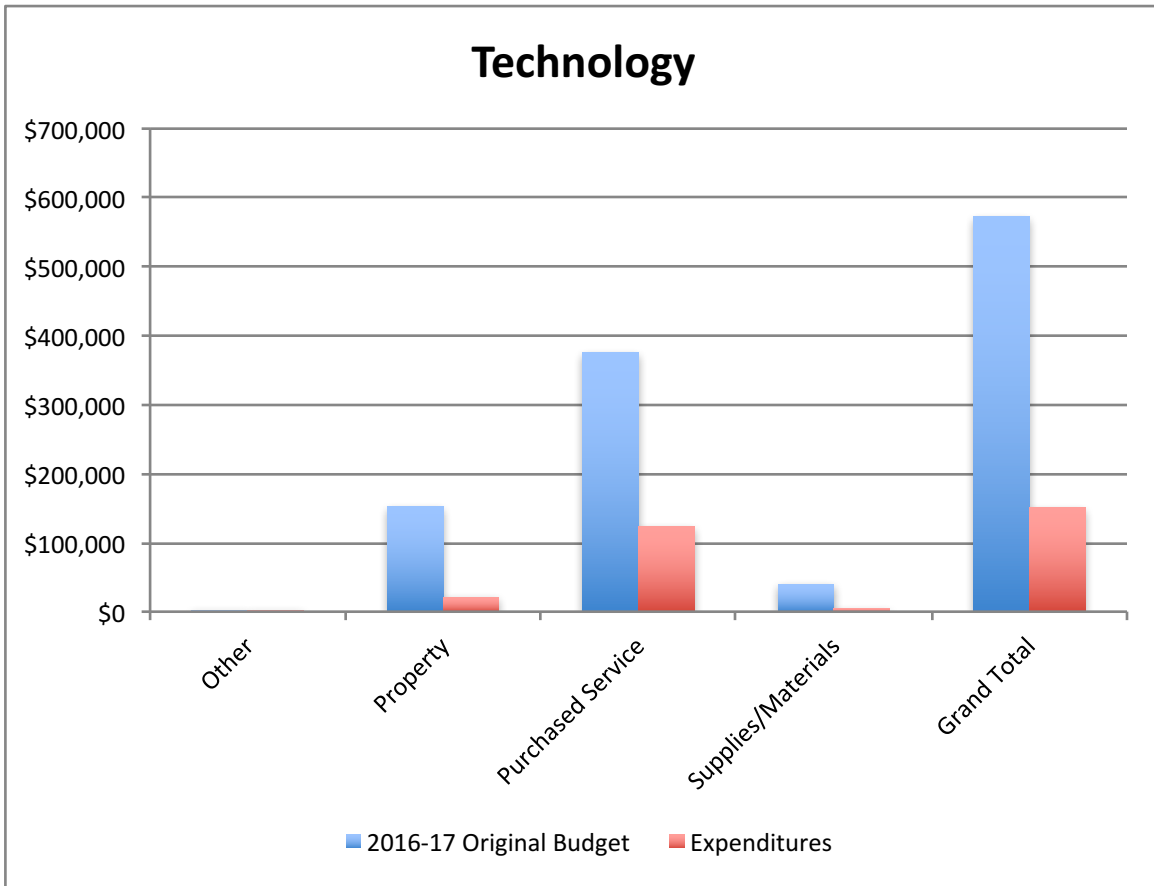
Mapleton Public Schools
 School/Location Expenditure Budget vs. Actual
 For the Quarter Ended September 30, 2016



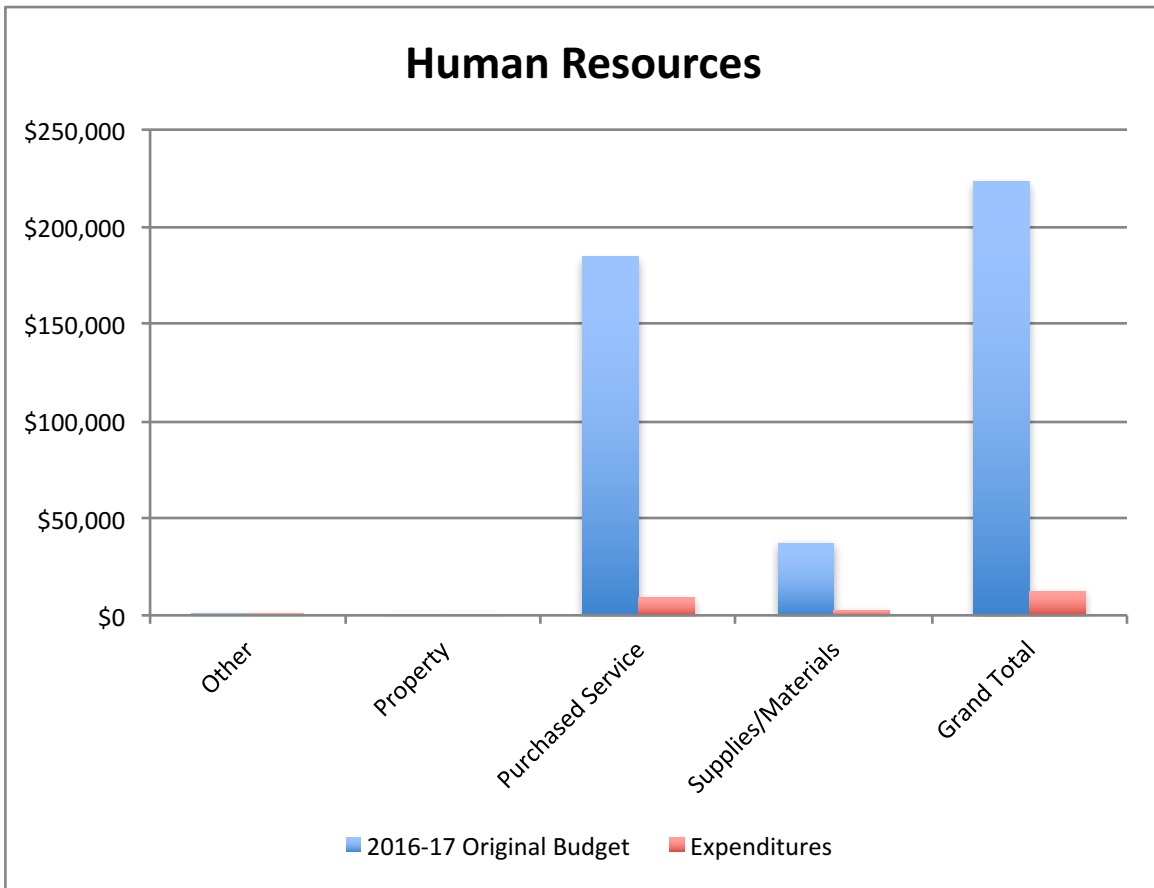
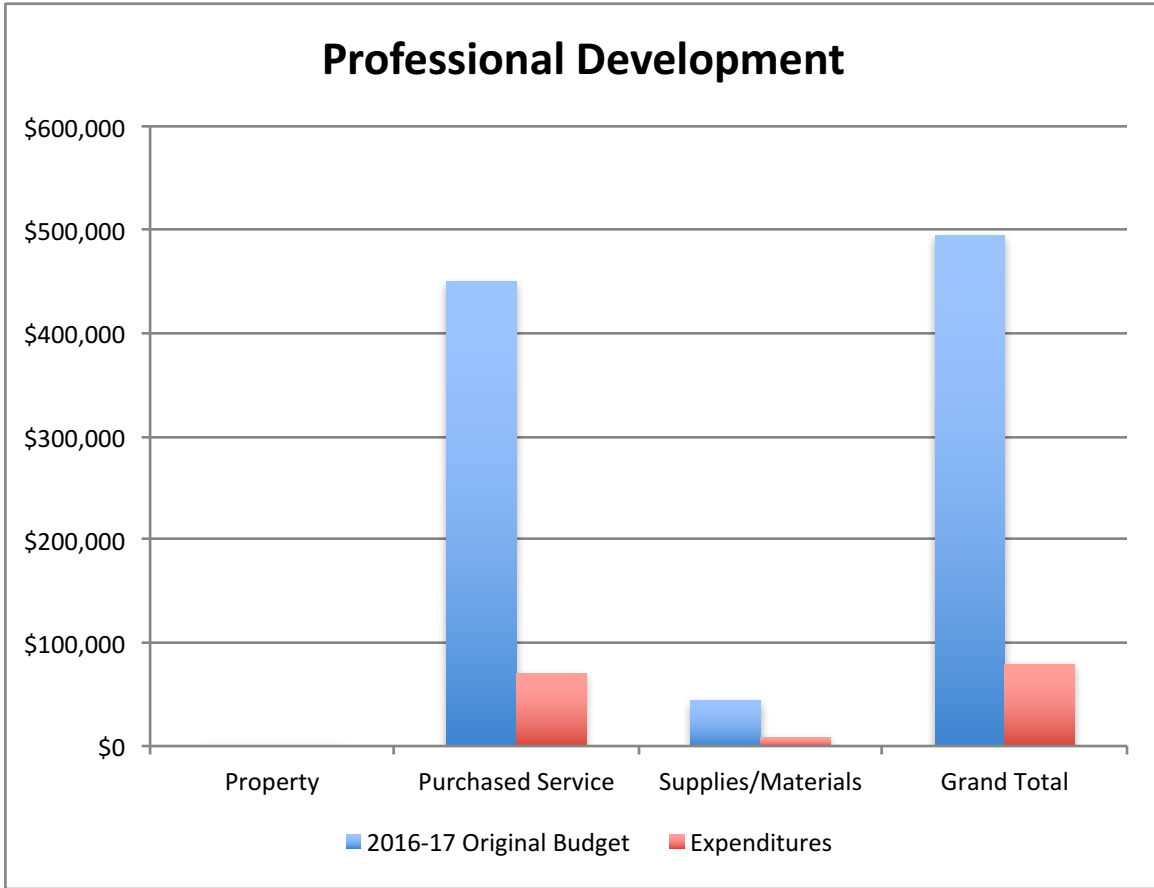
Mapleton Public Schools
 School/Location Expenditure Budget vs. Actual
 For the Quarter Ended September 30, 2016



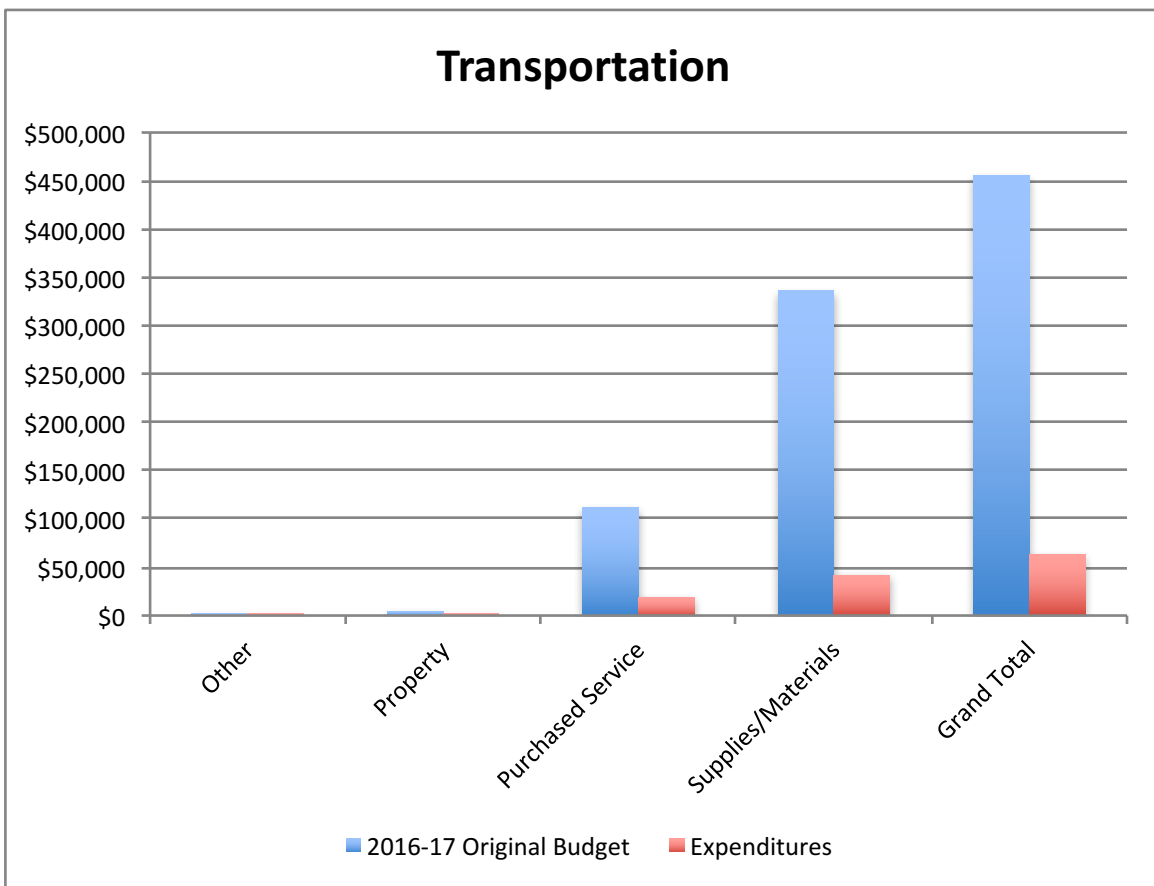
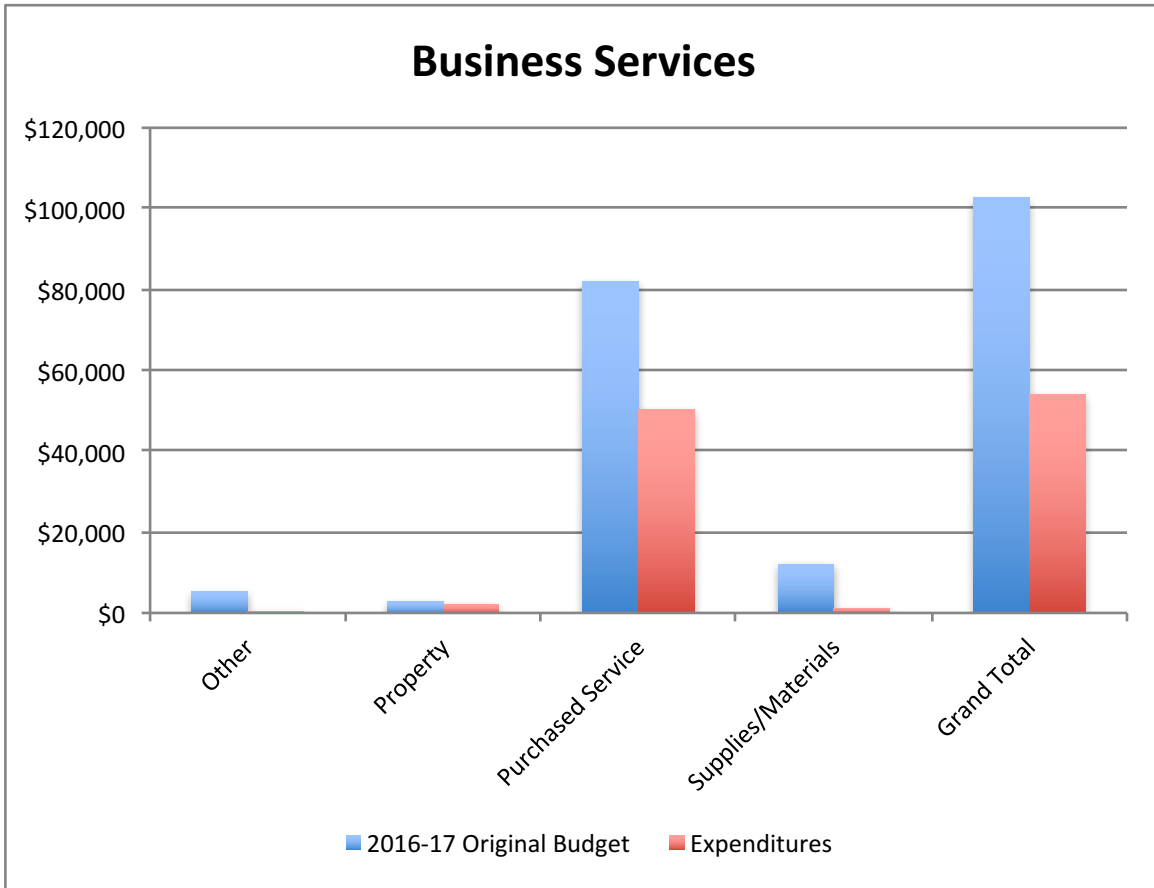
Mapleton Public Schools
 School/Location Expenditure Budget vs. Actual
 For the Quarter Ended September 30, 2016



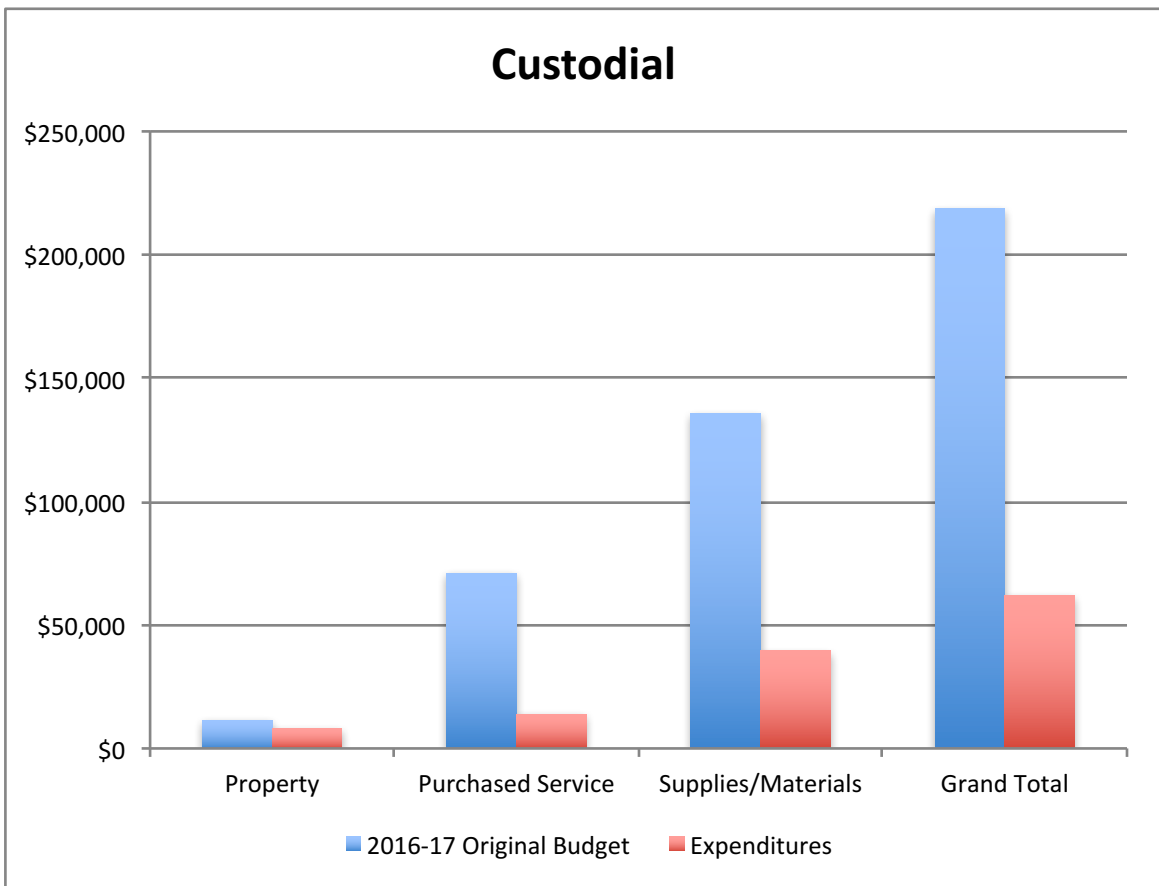
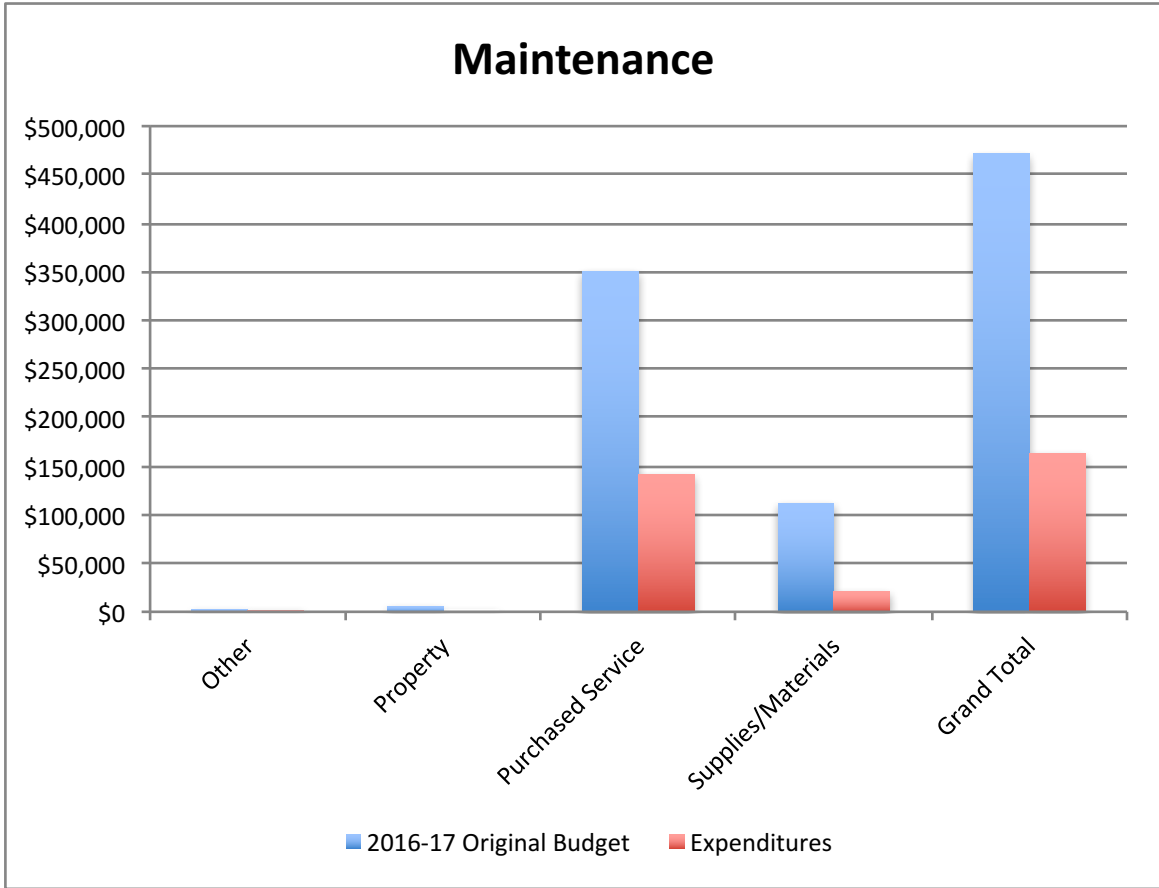
Mapleton Public Schools
 School/Location Expenditure Budget vs. Actual
 For the Quarter Ended September 30, 2016



Mapleton Public Schools
 School/Location Expenditure Budget vs. Actual
 For the Quarter Ended September 30, 2016



Mapleton Public Schools
 School/Location Expenditure Budget vs. Actual
 For the Quarter Ended September 30, 2016



**MAPLETON PUBLIC SCHOOLS
ADAMS COUNTY SCHOOL DISTRICT NO 1
REVENUES & EXPENDITURES**

GENERAL FUND

	Period* <u>Sep 1 - Sep 30</u>	Year to Date** <u>2016-17</u>	Budget*** <u>2016-17</u>
REVENUES			
Total Local Revenue	359,453	805,394	21,526,173
Total Intermediate Revenue	4,697	4,697	7,755
Total County Revenue	0	0	0
Total State Revenue	6,183,685	14,409,121	51,633,208
Total Federal Revenue	0	0	1,118,569
Total Transfers	(377,454)	(1,467,473)	(2,662,080)
Total Loan Revenue	0	0	0
Total General Fund Revenue	<u>6,170,381</u>	<u>13,751,739</u>	<u>71,623,625</u>
EXPENDITURES			
Total Salaries	3,019,395	4,900,987	35,079,098
Total Benefits	898,851	1,400,914	10,846,183
Total Purchased Professional Services	448,067	673,661	10,115,633
Total Purchased Property Services	141,379	550,018	1,361,157
Total Other Purchased Services	1,388,764	4,030,937	1,510,211
Supplies & Materials	575,373	847,214	13,502,680
Property	29,448	103,514	311,528
Other Objects	4,009	13,626	55,785
Other Uses of Funds	0	0	0
Other	0	0	0
Total General Fund Expenditures	<u>6,505,286</u>	<u>12,520,872</u>	<u>72,782,275</u>
Beginning Fund Balance		8,471,961	
Fund Balance Year to Date		9,702,829	

* Revenue and Expenditures for the month.

**Revenue and Expenditures from July 1, 2016

*** Based on Original FY 2017 Budget

**MAPLETON PUBLIC SCHOOLS
ADAMS COUNTY SCHOOL DISTRICT NO 1
REVENUES & EXPENDITURES**

GENERAL FUND

	Percent of <u>2016-17</u>	Prior Year to Date <u>2015-16</u>	Percent of <u>2015-16</u>
REVENUES			
Total Local Revenue	3.74%	700,392	3.21%
Total Intermediate Revenue	60.57%	7,755	100.00%
Total County Revenue	0.00%	0	0.00%
Total State Revenue	27.91%	13,074,104	26.28%
Total Federal Revenue	0.00%	0	0.00%
Total Transfers	55.13%	(844,150)	27.99%
Total Loan Revenue	0.00%		0.00%
Total General Fund Revenue	<u>19.20%</u>	<u>12,938,102</u>	<u>18.54%</u>
EXPENDITURES			
Total Salaries	13.97%	8,347,370	23.56%
Total Benefits	12.92%	2,378,167	21.69%
Total Purchased Professional Services	6.66%	1,749,629	19.46%
Total Purchased Property Services	40.41%	487,908	35.22%
Total Other Purchased Services	266.91%	1,529,114	117.60%
Supplies & Materials	6.27%	2,011,665	17.36%
Property	33.23%	92,152	19.52%
Other Objects	24.43%	22,847	19.98%
Other Uses of Funds	0.00%	0	0.00%
Other	0.00%	0	0.00%
Total General Fund Expenditures	<u>17.20%</u>	<u>16,618,852</u>	<u>23.66%</u>

**MAPLETON PUBLIC SCHOOLS
ADAMS COUNTY SCHOOL DISTRICT NO 1
REVENUES & EXPENDITURES**

OTHER FUNDS

	Period* <u>Sep 1 - Sep 30</u>	Year to Date** <u>2016-17</u>	Budget*** <u>2016-17</u>
REVENUES			
CPP/Preschool Fund	207,475	347,540	1,312,230
Governmental Grants Fund	309,647	433,214	1,866,779
Capital Reserve Fund	4,202,931	4,813,003	5,490,041
Insurance Reserve Fund	172,738	580,762	408,065
Bond Redemption Fund	1,225	5,674	4,524,772
Food Service Fund	10,709	172,905	2,482,858
Building Fund			
Total Revenue, Other Funds	<u>4,904,725</u>	<u>6,353,099</u>	<u>16,084,745</u>
EXPENDITURES			
CPP/Preschool Fund	111,293	130,839	1,321,693
Governmental Grants Fund	300,460	557,104	1,866,779
Capital Reserve Fund	6,875,603	7,384,505	12,255,632
Insurance Reserve Fund	169,299	586,951	460,126
Bond Redemption Fund	-	-	4,825,684
Food Service Fund	163,744	316,646	2,633,715
Building Fund			0
Total Expenditures, Other Funds	<u>7,620,399</u>	<u>8,976,045</u>	<u>23,363,629</u>

* Revenue and Expenditures for the month.
 **Revenue and Expenditures from July 1, 2016
 *** Based on Original FY 2017 Budget

**MAPLETON PUBLIC SCHOOLS
ADAMS COUNTY SCHOOL DISTRICT NO 1
REVENUES & EXPENDITURES**

OTHER FUNDS

	Percent of <u>2016-17</u>	Prior Year to Date <u>2015-16</u>	Percent of <u>2015-16</u>
REVENUES			
CPP/Preschool Fund	15.81%	130,763	10.17%
Governmental Grants Fund	0.00%	131,281	2.07%
Capital Reserve Fund	76.56%	3,802,555	31.54%
Insurance Reserve Fund	42.33%	357,994	99.99%
Bond Redemption Fund	0.03%	(36)	-0.00%
Food Service Fund	0.43%	406,134	16.82%
Buidling Fund	0.00%		0.00%
Total Revenue, Other Funds	<u>39.50%</u>	<u>4,828,691</u>	<u>12.36%</u>
EXPENDITURES			
CPP/Preschool Fund	9.90%	378,852	28.43%
Governmental Grants Fund	0.00%	716,687	11.30%
Capital Reserve Fund	60.25%	4,600,814	34.88%
Insurance Reserve Fund	127.56%	411,371	81.76%
Bond Redemption Fund	0.00%	550	0.00%
Food Service Fund	12.02%	753,708	21.84%
Building Fund	0.00%		0.00%
Total Expenditures, Other Funds	<u>38.42%</u>	<u>6,861,982</u>	<u>16.82%</u>

Connections Academy

	Period Jul-Sep	Period Oct-Dec	Period Jan-Mar	Period Apr-June	Year to Date 2015-16	Budget 2015-16	Percent of 2015-16
Beginning Fund Balance	-	1,755,269	1,755,269	1,755,269	-	-	-
REVENUES							
Per Pupil Funding	4,015,745					17,055,023	0.00%
READ Act Funding	40,659					78,811	0.00%
ECEA Funding	309,605					368,216	0.00%
IDEA VI B	27,441					226,752	0.00%
Misc Rev							0.00%
Total Revenue	4,393,450	-	-	-	0	17,728,803	0.00%
EXPENDITURES							
Instructional							
Salaries/Benefits	433,541					4,053,041	0.00%
Purchased Services	98,389					821,570	0.00%
Supplies & Materials	1,323,359					8,629,706	0.00%
Equipment	-					-	0.00%
Other	-					-	0.00%
Total Instructional	1,855,289	-	-	-	0	13,504,317	0.00%
Support							
Salary and Benefits	466,362					2,743,568	0.00%
Purchased Services	313,153					1,455,706	0.00%
Supplies and Materials	3,367					12,526	0.00%
Equipment	-					-	0.00%
Other	10					12,685	0.00%
Total Support	782,892	-	-	-	0	4,224,485	0.00%
Total Expenditures	2,638,181	-	-	-	0	17,728,802	0.00%
Fund Balance to date	1,755,269	1,755,269	1,755,269	1,755,269	-	-	

Mapleton Public Schools

Account Level Balance Sheet As of 09/30/2016

Fiscal Year: 2016-2017

Year To Date

10	General Fund	YTD
ASSET		
LineDesc		YTD
10.000.00.0000.8101.000.0000.00	Cash-US Bank	\$7,457,128.40
10.000.00.0000.8103.000.0000.01	Petty Cash-Academy High School	\$600.00
10.000.00.0000.8103.000.0000.02	Petty Cash-Student Activities & Safety	\$250.00
10.000.00.0000.8103.000.0000.03	Petty Cash-MESA	\$1,000.00
10.000.00.0000.8103.000.0000.04	Petty Cash-BPCCA	\$300.00
10.000.00.0000.8103.000.0000.05	Petty Cash-Explore Elem	\$500.00
10.000.00.0000.8103.000.0000.08	Petty Cash-SPED	\$150.00
10.000.00.0000.8103.000.0000.11	Petty Cash-Achieve	\$400.00
10.000.00.0000.8103.000.0000.12	Petty Cash-Adventure	\$500.00
10.000.00.0000.8103.000.0000.13	Petty Cash-Clayton Partnership	\$400.00
10.000.00.0000.8103.000.0000.15	Petty Cash-Valley View	\$500.00
10.000.00.0000.8103.000.0000.16	Petty Cash-Welby Montessori	\$400.00
10.000.00.0000.8103.000.0000.17	Petty Cash-Meadow Community	\$600.00
10.000.00.0000.8103.000.0000.18	Petty Cash-Monterey Community	\$500.00
10.000.00.0000.8103.000.0000.19	Petty Cash-Preschool	\$400.00
10.000.00.0000.8103.000.0000.21	Petty Cash-York Intl	\$800.00
10.000.00.0000.8103.000.0000.31	Petty Cash-Welcome Center	\$850.00
10.000.00.0000.8103.000.0000.35	Petty Cash-MEC	\$500.00
10.000.00.0000.8103.000.0000.36	Petty Cash-GLA	\$1,000.00
10.000.00.0000.8103.000.0000.37	Petty Cash-NVSYA	\$400.00
10.000.00.0000.8103.000.0000.46	Petty Cash-Learning Services	\$500.00
10.000.00.0000.8103.000.0000.48	Petty Cash-Professional Dev	\$300.00
10.000.00.0000.8103.000.0000.50	Petty Cash-Communications	\$250.00
10.000.00.0000.8103.000.0000.51	Petty Cash-Technology	\$200.00
10.000.00.0000.8103.000.0000.53	Petty Cash-Office of Superintendent	\$350.00
10.000.00.0000.8103.000.0000.57	Petty Cash-Human Resources	\$500.00
10.000.00.0000.8103.000.0000.61	Petty Cash-Finance Office	\$200.00
10.000.00.0000.8103.000.0000.62	Petty Cash-Evaluation	\$200.00
10.000.00.0000.8103.000.0000.66	Petty Cash-Maintenance	\$400.00
10.000.00.0000.8103.000.0000.67	Petty Cash-Custodial	\$200.00
10.000.00.0000.8103.000.0000.68	Petty Cash-Athletics	\$200.00
10.000.00.0000.8111.000.0000.01	Investment-ColoTrust	\$1,348,749.43
10.000.00.0000.8121.000.0000.00	Property Taxes Receivable	\$408,630.19
10.000.00.0000.8132.000.0000.21	Due To/From Food Service Fund	\$309,955.39
10.000.00.0000.8132.000.0000.22	Due To/From Gov't Grants Fund	\$321,491.18
10.000.00.0000.8132.000.0000.73	Due To/From ECPAC	\$62,720.98
10.000.00.0000.8132.000.0000.85	Due To/From MEF	\$3,856.79
10.000.00.0000.8153.000.0000.01	Accounts Receivable	\$6,914.38
10.000.00.0000.8153.000.0000.02	Accounts Receivable-Retired	\$8,586.35
10.000.95.0000.8142.000.4010.00	Consolidated Title I Receivable	\$318,503.00
	ASSET	\$10,259,886.09

LIABILITY

LineDesc		YTD
10.000.00.0000.7421.000.0000.01	Prior Yrs Accounts Payable	\$1,193.55
10.000.00.0000.7421.000.0000.02	US Bank P-Card Payable	\$53,122.14
10.000.00.0000.7471.000.0000.00	Direct Deposit Payable	(\$3,140.68)
10.000.00.0000.7471.000.0000.01	Payable-PERA	\$622.38
10.000.00.0000.7471.000.0000.05	Payable-Kaiser	\$41,989.97
10.000.00.0000.7471.000.0000.06	Payable-Disab Adm/Class	(\$12.64)
10.000.00.0000.7471.000.0000.12	Payable-Group Life	(\$18.28)
10.000.00.0000.7471.000.0000.20	Payable-Cancer Care	\$2,207.72
10.000.00.0000.7471.000.0000.22	Payable-Garnishment W/H	(\$250.00)
10.000.00.0000.7471.000.0000.23	Payable-Dental	\$39,175.69

Mapleton Public Schools

Account Level Balance Sheet As of 09/30/2016

Fiscal Year: 2016-2017

		<u>Year To Date</u>
10.000.00.0000.7471.000.0000.24	Payable-Vision-VSP	(\$4,945.04)
10.000.00.0000.7471.000.0000.29	Payable-Disab Certified	\$12.64
10.000.00.0000.7471.000.0000.30	FSA	(\$144.00)
10.000.00.0000.7471.000.0000.34	Payable-Transporation FSA	(\$96.00)
10.000.00.0000.7481.000.0000.00	Deferred Revenue	(\$569,918.00)
10.585.00.0000.7481.000.3139.00	ELL Deferred Revenue	(\$116,856.66)
	LIABILITY	(\$557,057.21)

FUND BALANCE

LineDesc		YTD
10.000.00.0000.6721.000.0000.00	Restricted for Tabor 3% Reserve	(\$2,091,129.00)
10.000.00.0000.6722.000.0000.00	Restricted for Multi-Yr Contracts	(\$993,550.00)
10.000.00.0000.6750.000.0000.00	Committed Fund Balance	(\$1,371,100.00)
10.000.00.0000.6770.000.0000.00	Unassigned fund balance	(\$4,016,182.31)
	FUND BALANCE	(\$8,471,961.31)

Total Liability & Fund Balance	(\$9,029,018.52)
Total (Income)/Loss	(\$1,230,867.57)
Total Liability and Equity	(\$10,259,886.09)

Memo

TO: Charlotte Ciancio, Superintendent
FROM: Lynn Setzer, Chief Communications Officer
DATE: October 20, 2016

Policy: Funding Proposals, Grants and Special Projects, Policy DD
Report Type: Decision Making
SUBJECT: Request to Accept Grant Funds – Noble Energy – RAQC Grant

Policy Wording: The District is encouraged to pursue all available sources of funding consistent with achieving the District's objectives.

Further, the policy stipulates that District administration must formally seek Board approval before accepting supplemental or special project funds if the amount is \$50,000 or greater.

Decision Requested: District administration is requesting Board approval to accept \$169,600 to support the purchase of two compressed natural gas school buses.

Report: This summer, District administration submitted a grant proposal to Noble Energy in partnership with the Regional Air Quality Council, or RAQC, to support the purchase of two more compressed natural gas (CNG) school buses. The goal of the Noble-RAQC grant expansion is to add school buses to Adams County that have fewer emissions, resulting in better air quality for children and reduced fuel costs to help budgets that are already strained. These buses offer the latest CNG technology and are proven to be effective and efficient for school fleets.

CNG buses currently cost approximately \$140,000 each. Noble Energy is donating \$120,000, while the Regional Air Quality Council is contributing \$49,600. The District will cover the remaining costs of the two buses – \$55,203 each, which is far less than the cost of a diesel bus. With the addition of these two buses, the District will now have six CNG buses in its fleet.

District administration recommends approval of this grant.

Memo

TO: Charlotte Ciancio, Superintendent
FROM: Brian Fuller, Chief Information Officer
DATE: October 25, 2016

Policy: Accountability/Commitment to Accomplishment, Policy AE
Report Type: Monitoring
SUBJECT: 2016-17 DAAC Update

Policy Wording: In accordance with State law, the Board shall appoint a School District Accountability Committee. The District Accountability Advisory Committee (DAAC) shall have those powers and duties prescribed by State law. The Board and the DAAC shall, at least annually, cooperatively determine the areas of study, in addition to budget preparation, that the DAAC shall provide input, and on which it may make recommendations to the Board.

Decision Requested: District administration and the DAAC Co-Chair are providing this report for information only. No decision is requested this evening.

Report: In October, 25 members of the DAAC convened to review the District Wellness Committee policies and regulations, elect Co-Chairs for the 2016-17 DAAC, review and discuss the charges the Board of Education has assigned to the DAAC and learn about the Infinite Campus parent portal and mobile application. Lindsay Hull, Director of Nutrition Services, presented the Wellness policy to the DAAC, led a discussion surrounding the policy and how it is currently implemented and answered questions the DAAC had surrounding the Wellness policy. Comments and feedback were collected from the DAAC team members.

The DAAC elected three Co-Chairs to represent the DAAC for the 2016-17 school year: Marilou Romero, Cindy Wood and Linda Kerst.

The next DAAC meeting will be held on December 6, 2016, from 4:30 to 6:00 P.M. in the Boardroom. The focus of the December meeting will be to continue the review of the Wellness policy and to review attendance data as part of the District Attendance Initiative. Additional meeting dates will be added when DAAC participants request additional time to understand and comment on specific topics.