


B Pelahatchie Elementary School Rankin County School District

 213-B Brooks Street
Pelahatchie, MS 39145

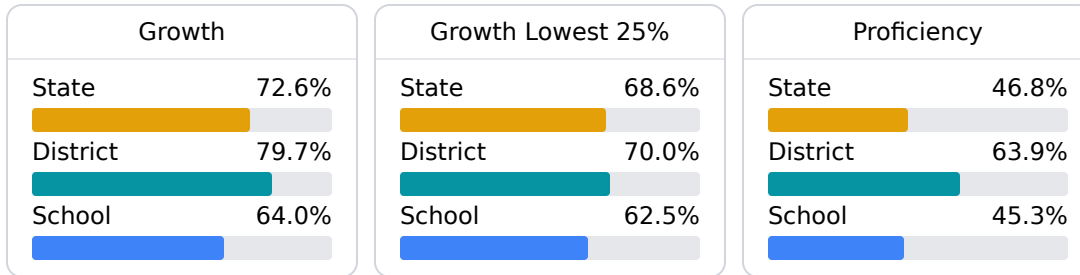
 Robin Sanders
robin.sanders@rcsd.ms

School Accountability Grade Components

Mississippi's accountability system assigns "A" through "F" letter grades for schools and districts. Grades are based on student achievement, student growth, student participation in testing, and other academic measures. COVID-19 pandemic disruptions continue to be reflected in 2021-2022 accountability data, particularly growth data. Growth calculations for some high school students required measuring growth from the 2018-2019 school year, and overall student performance on assessments improved since the first full year of pandemic-era schooling in 2020-2021. Additionally, students did not have to pass end-of-course high school assessments in 2020-2021, which affected the 2021-22 graduation rate.

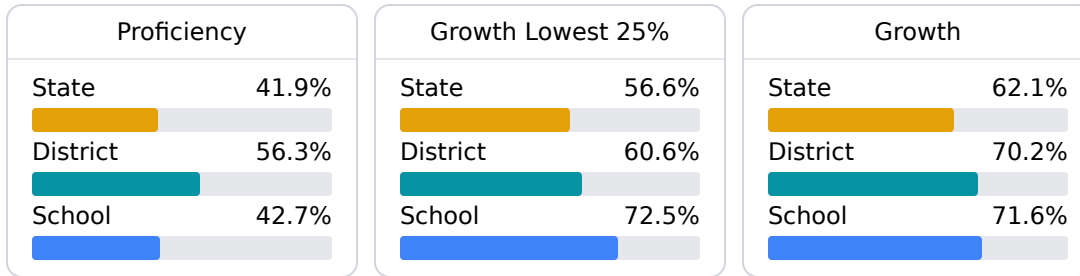
Math

Measurements of student performance on the statewide math assessment.



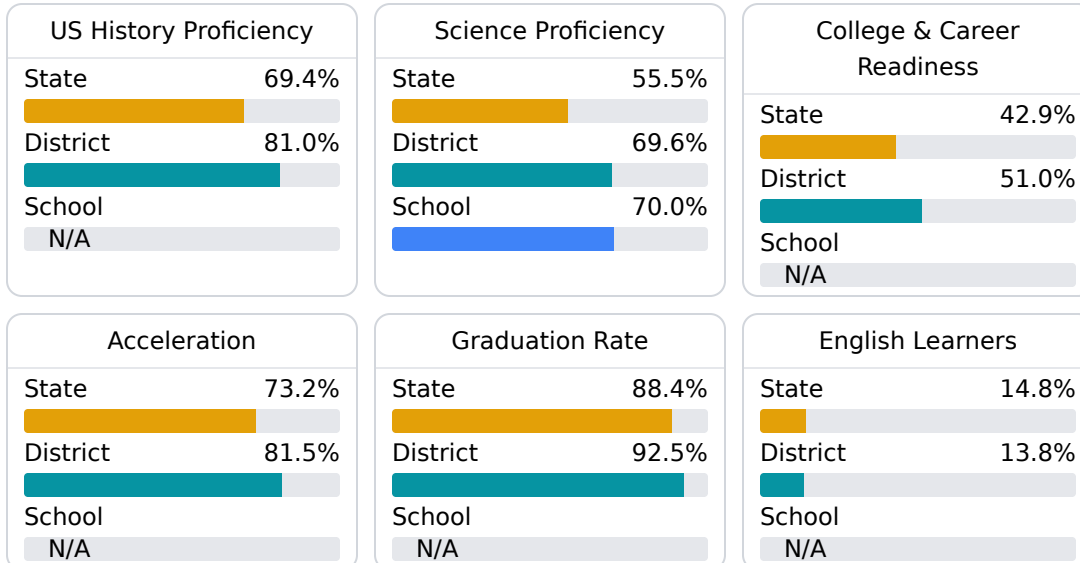
English

Measurements of student performance on the statewide English language arts (ELA) assessment.



Other Measures

Other measurements of student performance that factor into the accountability grade.



Teacher Data

30.7

Teachers



64.2%

Experienced Teachers

0.0%

Provisional Teachers

100.0%

In-Field Teachers

Detailed Assessment and Other Data

Student Performance

The following information shows each level of student performance on statewide assessments.

Math

Level 1		Level 2		Level 3		Level 4		Level 5	
State	7.0%	State	19.3%	State	27.3%	State	31.5%	State	15.0%
District	0-10%	District	11-20%	District	21-30%	District	31-40%	District	21-30%
School	0-10%	School	11-20%	School	31-40%	School	31-40%	School	11-20%
Minimal		Basic		Passing		Proficient		Advanced	

English

Level 1		Level 2		Level 3		Level 4		Level 5	
State	8.6%	State	18.9%	State	31.3%	State	29.1%	State	12.1%
District	0-10%	District	11-20%	District	21-30%	District	31-40%	District	11-20%
School	0-10%	School	21-30%	School	31-40%	School	31-40%	School	11-20%
Minimal		Basic		Passing		Proficient		Advanced	

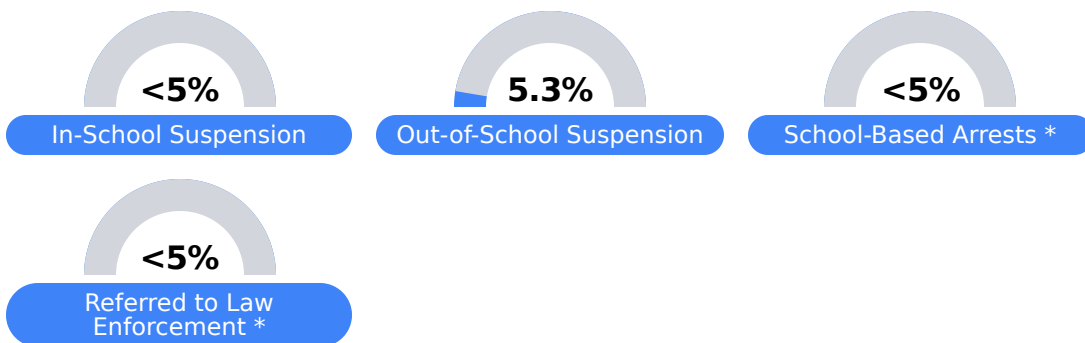
Science

Level 1		Level 2		Level 3		Level 4		Level 5	
State	11.0%	State	12.4%	State	22.5%	State	34.7%	State	19.4%
District	5.4%	District	8.0%	District	18.7%	District	41.1%	District	26.8%
School	0-10%	School	0-10%	School	11-20%	School	31-40%	School	31-40%
Minimal		Basic		Passing		Proficient		Advanced	

Student Assessment Participation



Discipline



* Source: 2017-2018 Civil Rights Data Collection

Other Data



12.1%

Chronic Absenteeism