

# Current Families: Activate Your ParentVUE Account

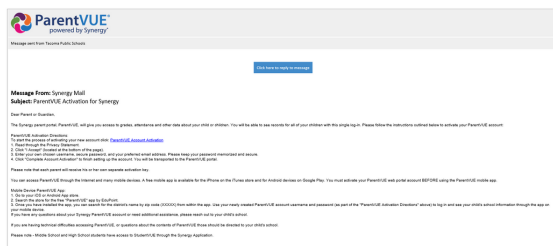
Families will use ParentVUE to view their student's attendance, grades, schedule, documents, and report an absence.

**TIP! We recommend doing this on a laptop or desktop computer.**



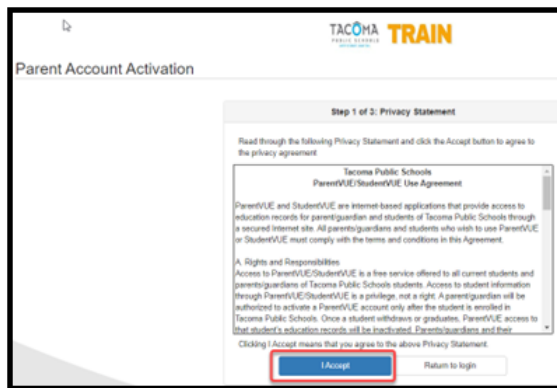
## Step 1

Check your email for your activation code. The subject line is "ParentVUE Activation for Synergy". Please check your junk folder.



## Step 2

Click on the link in the email that says "ParentVUE Account Activation".

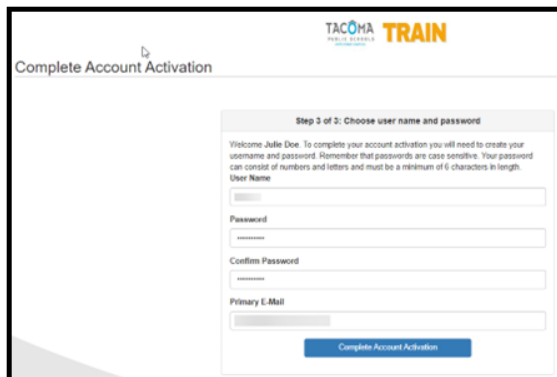


## Step 3

Read through the Privacy Statement and click "I Accept".

## Step 4

Enter your own chosen username, secure password, and your preferred email address. Please keep your password memorized and secure.



## Step 5

Click "Complete Account Activation" to finish setting up the account. You will be transported to the ParentVUE portal.