

RCS New Teacher Induction

Office of Technology

James Marshall, Robin Coutts and Courtney Nipper



Office of Technology Team

- James Marshall – Supervisor of Technology
- Robin Coutts – Instr. Technology Coordinator
- Courtney Nipper – Instr. Technology Coordinator
- Michele Carpenter – Administrative Assistant
- Sherri Traughber – Help Desk/Hotline Support
- Judy King – Digital Learning Specialist
- Priscilla Simpson – Digital Learning Specialist
- Rodney Hopper – System Administrator
- James Kiggans – Laptop Leader
- Justin Willson – Lead Low Voltage
- Jeff Crawford – Laptop Technician
- Bobby Edmunds – PC Technician
- Joe Swann – Mac Technician
- Danny Witt – Food Service/Mac Technician

Office of Technology Team

School Based 1:1 Technicians

- Steve Mars – Coopertown/Jo Byrns Schools
- Izaiah Leavell – ER Schools
- Patrick Cunningham – Greenbrier Schools
- Eric Routzan – Springfield Schools
- Dane Weightman – Springfield Schools
- Ray Mitchell – White House

Webmaster & Digital Media Developer


- Jesse Castillo

A large orange circle is positioned on the left side of the slide, partially cut off by the edge.

1:1 Teacher Laptop Distribution/Training

- Tuesday, August 1 8:30 –11:30 (CO Technology Lab)

or

- Wednesday, August 2 12:30 – 3:30
(CO Technology Lab)
(register in SchoolStation)
- 
- A series of four yellow dashed line segments are arranged in a curved, upward-pointing arc in the bottom right corner of the slide.

Office of Technology Contact Info

Website: www.rcstn.net/departments/technology

Phone: 615-382-2318

Help Desk/Hotline: 615-382-4685

Office of System Data Team

Lewis Walling –
Supervisor of System Data

Office Phone: 615-382-8924

Melinda Thompson – Administrative
Assistant (SSMS/EIS 6-12)

Christy Bundy – Administrative
Assistant (SSMS/EIS K-5)

What is ISTE?

The International Society for Technology in Education

THE ISTE STANDARDS FOR EDUCATORS

1 Learner

Educators continually improve their practice by learning from and with others and exploring proven and promising practices that leverage technology to improve student learning. Educators:

[VIEW INDICATORS](#) [+](#)

2 Leader

Educators seek out opportunities for leadership to support student empowerment and success and to improve teaching and learning. Educators:

[VIEW INDICATORS](#) [+](#)

3 Citizen

Educators inspire students to positively contribute to and responsibly participate in the digital world. Educators:

[VIEW INDICATORS](#) [+](#)

4 Collaborator

Educators dedicate time to collaborate with both colleagues and students to improve practice, discover and share resources and ideas, and solve problems. Educators:

[VIEW INDICATORS](#) [+](#)

5 Designer

Educators design authentic, learner-driven activities and environments that recognize and accommodate learner variability. Educators:

[VIEW INDICATORS](#) [+](#)

6 Facilitator

Educators facilitate learning with technology to support student achievement of the ISTE Standards for Students. Educators:

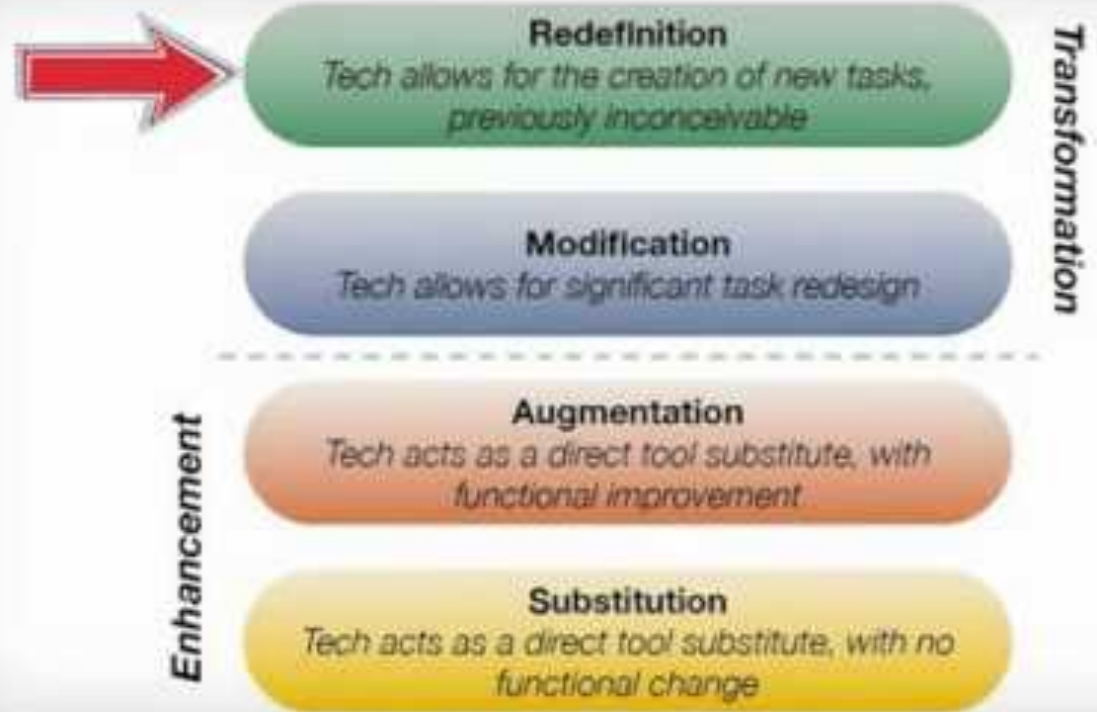
[VIEW INDICATORS](#) [+](#)

7 Analyst

Educators understand and use data to drive their instruction and support students in achieving their learning goals. Educators:

[VIEW INDICATORS](#) [+](#)

SAMR



District Technology Resources



PowerSchool – This is our Student Information System. Parents, teachers, students, and administrators use this product.



Office 365 – <http://portal.office.com> Accounts are provided for all staff and students in grades preK-12 . Email for 5-12, cloud storage, collaboration tools, online Office products, and Microsoft Teams.



Websites (FinalSite) – schoolinitials.rcstn.net (e.g. ges.rcstn.net) Teachers are expected to create a basic teacher webpage by September 1.



ClassLink – <https://launchpad.classlink.com/rcstn> Single sign-on for all RCS online resources



Note - District accounts are created as part of the onboarding process with the Human Resources department.

FAQ – How do I
login at school?

Login to the
computer using
your new RCS
login credentials



CTRL + ALT + DEL



Do you know your login
credentials?

Can I change my RCS password?

Yes! If you believe your password has been compromised, you should reset it immediately. Go to ClassLink from any computer and go to the Recovery Tab (see help video).

1

2
Technology Help
Videos!

HOW TO CHANGE YOUR
PASSWORD IN OFFICE 365

HOW TO SETUP YOUR
PASSWORD RECOVERY
OPTIONS IN CLASSLINK

Robin Coutts
RCS Instructional Technology Coordinator

Student Office 365 Accounts

Students in grades PreK-12 have O365 accounts!

Naming protocol:

- <1st 5 characters of student's first name><student's middle initial><1st 5 characters of student's last name>numeric tiebreaker if needed>@k12.rcstn.net
 - Example: Emily Suzanne Walling = emilyswalli@k12.rcstn.net
 - All special characters and spaces in the names have been removed.
- Temporary Password = 2023#Students
- Who can students send email to and receive from???
 - *Anyone who has an @rcstn.net or @k12.rcstn.net email account*
- Note: preK - 4th grade student accounts do not have access to email.
 - *What is the "Super Secret Password" (don't send this out in writing please)*
- How can teachers find student usernames?
 1. *ClassLink backpack*
 2. *RCS Student Login Report in PowerSchool! Allows teachers to print student login information:*

Name: Walling, Emily Suzanne
Log-in ID: emilyswalli
Student E-mail: emilyswalli@k12.rcstn.net
Office 365 URL: portal.office.com

Grade: 12

Wireless Connection

- **Guest** is a public network open to all and should be used for all phones and personal devices.
- **RCS-Staff** is a hidden network used for school-owned instructional devices only – including 1:1 laptops and iPads.
- **RCS** is a visible network accessible by users. Your login is your username and password.
- All district provided machines should have automatic connection to the district network.
- Need help connecting? Help Desk and Tech Coaches are always happy to assist.

LineWize – Internet Filter

- Our district Internet filter ensures that we are CIPA compliant.
- The filter prevents some content from being accessed in our network.
- All Internet access is logged.
- Contact the Technology Help Desk or submit a SchoolDude Work Request if you need help accessing blocked content.

Security

Please be careful not to click on crazy stuff!

Do you know what Phishing is?

Why can't I install?

Tech Coaches

- Tech Coach in each school
- Tech Coach serves as the first responder for basic technology needs
- You submit a work order via SchoolDude app in ClassLink. Tech Coach will work with you to resolve the issue if possible
- If not able to resolve issue, Tech Coach will forward your work request to the Technology office via SchoolDude

Note: Tech Coaches are paid a small stipend, but also have full-time teaching responsibilities 😊



New website coming August 1!!!

More Info Coming Soon



District Website –
<http://www.rcstn.net>

Online Logon
Information/Resources




Create Your Teacher Webpage by September 1

How can I get started?

1. Watch for an email from your Tech Coach . . .
coming soon . . .

Online Logon
Information/Resources
(cont.)



ClassLink (your single sign on dashboard)

- launchpad.classlink.com/rcstn (outside)
- Username: firstname.lastname
- Password: (the password you created)
- Training will be provided:
 - ClassLink Coffee Breaks (SchoolStation)
 - On Demand in ClassLink
 - By your Tech Coach at a faculty mtg

Online Logon
Information/Resources
(cont.)

- Backup for Office 365/Email Website
– <http://portal.office.com>
- Username:
firstname.lastname@rcstn.net
- Password: (the password you created)
- Training will be provided:
 - Online Help at
www.rcstn.net/technology (Office 365)
 - One-on-one with tech coach
 - Temp Student pw 2023#Students

Office 365 Intro Video

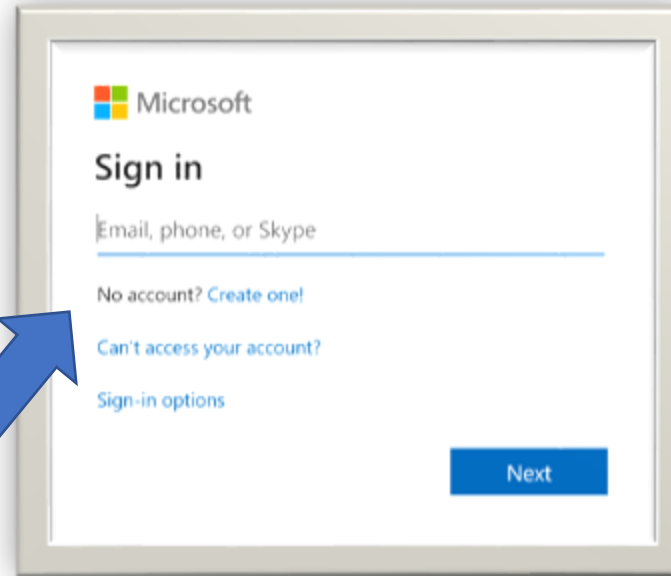


Logging In

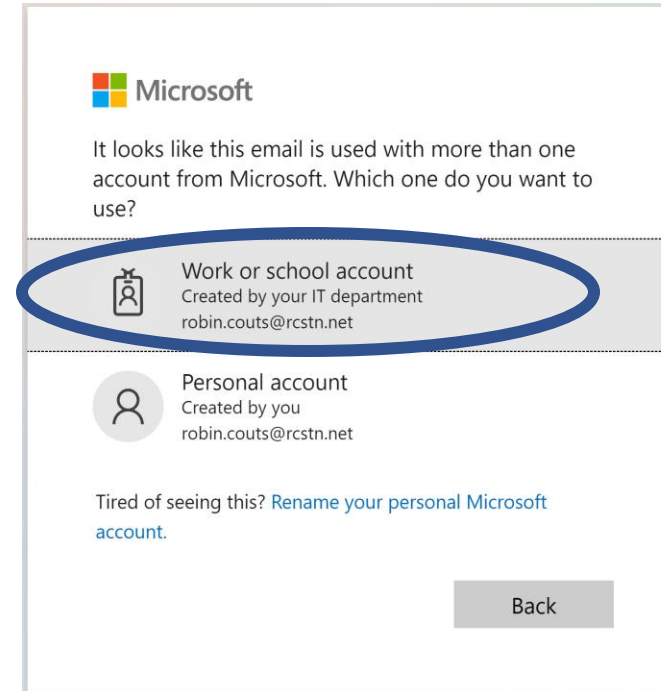
<https://portal.office.com>

- Enter your full email address
- Choose Work or School account
- Enter your RCS password

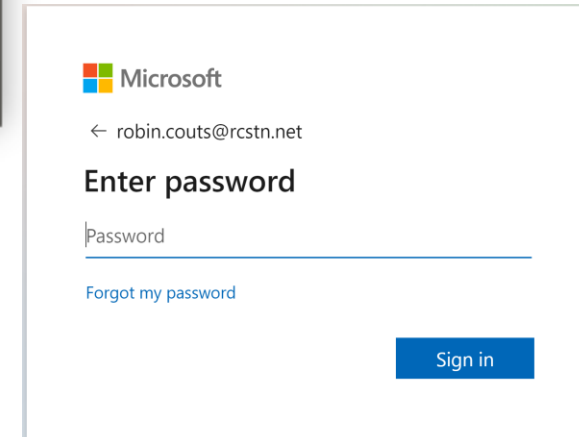
(e.g. robin.couts@rcstn.net)



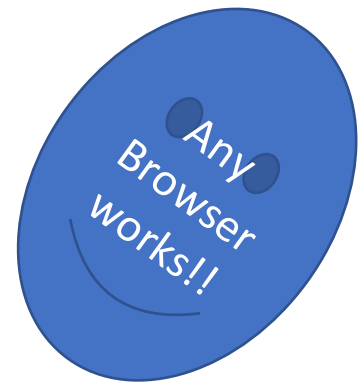
Microsoft
Sign in
Email, phone, or Skype
No account? [Create one!](#)
Can't access your account?
Sign-in options
Next



Microsoft
It looks like this email is used with more than one account from Microsoft. Which one do you want to use?
Work or school account
Created by your IT department
robin.couts@rcstn.net
Personal account
Created by you
robin.couts@rcstn.net
Tired of seeing this? [Rename your personal Microsoft account.](#)
Back



Microsoft
← robin.couts@rcstn.net
Enter password
Password
Forgot my password
Sign in



Online Logon Information/Resources (cont.)

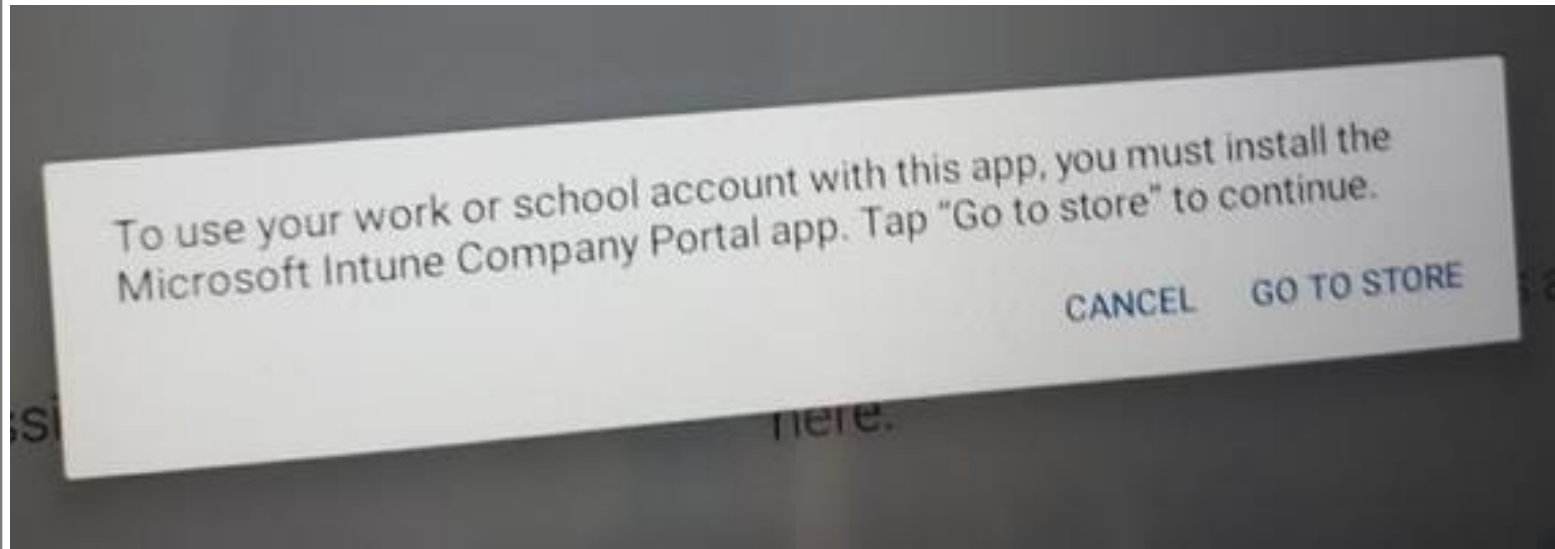
- Computer Logon (For PC or Mac)
- Username: firstname.lastname
- Password: (the password you created)

Troubleshooting:

- To log into your computer use your full email address.
Example robin.couts@rcstn.net, If your Windows computer says that there are “No logon servers” when trying to login, check that your computer is connected to the network with an Ethernet cable.
- If your Apple computer shakes when trying to login, check that your computer is connected to the network with an Ethernet cable.
- Many times, restarting your computer will resolve technical issues – TRY THIS FIRST
- You should restart your computer AT LEAST once a week to receive the latest updates.



Using Your Phone for Email



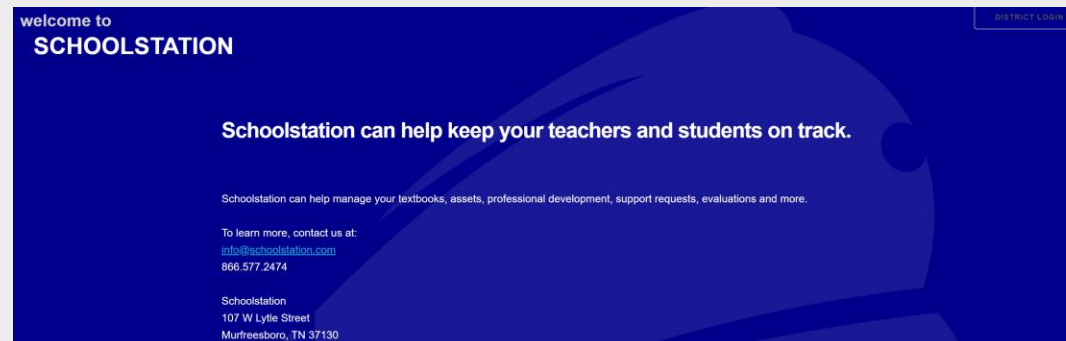


Online Logon Information/Resources (cont.)

- PowerSchool/PowerTeacher Pro
- Website – <https://powerschool.rcstn.net/teachers>
- Username: Refer to Mr. Walling's info
- Password: Refer to Mr. Walling's info

Online Logon Information/Resources (cont.)

- SchoolStation (For Professional Development) Website – <http://schoolstation.com/ss5>
- Username: firstname.lastname
- Password: changeme



Online Logon Information/Resources (cont.)


- Five Points (For Pay Stubs and W-2s) Website - <https://mybenefitschannel.com>
- Click “Register Here” and enter your information to gain access to your account.

Online Logon Information/Resources (cont.)

- SmartFind (Automated phone system used to secure substitutes to fill in for teachers' absences)
- Website - <https://robertsoncounty.eschoolsolutions.com/>
- Call (615) 212-2603 to register – You will need your Access ID when you call.
- Access ID: This is your 7-digit phone number
- PIN: You will create your own PIN when you call to register your account

Online Logon Information/Resources (cont.)

- SearchSoft (District Application/Transfer Program)
- Website - https://ats4.searchsoft.net/ats/app_login?COMPANY_ID=IA000024
- Username: Previously created by you (click having trouble logging in? if you need help)




Reminder: All Software and Online Resources that require a login or download must be approved for use in RCS.

Go to rcstn.net > departments > technology > Software & Online Resources Approval for more information

2023-24 Tech Coach/School

- Chelsey Moore, Bransford Elem
- Dawn Rideout, Cheatham Park Elem
- Kaitlyn Goostree, Coopertown Elem
- Jared Cumberbatch, Coopertown Middle
- Lesli White, Crestview Elem
- Becca Gregory, East Robertson Elem
- Lea Keith, East Robertson High
- Rebecca Morrison, Greenbrier Elem
- Kenton Coleman, Greenbrier High
- Marcus Sholar, Greenbrier Middle
- Marci Eberle, Innovation Academy of Robertson Co.
- Josh Vaden, Innovation Academy of Robertson Co.
- Logen Bennett, Jo Byrns Elem
- Mark Stone, Jo Byrns High
- Desinda Whitehead, Krisle Elem
- Heather Treier, Robert F Woodall Elem
- Samantha Kirby, Robertson Co Phoenix Academy
- Nancy June Damer Springfield High
- Michael Lamb, Springfield High
- Chelsea Emery, Watauga Elem
- Jennifer Velazquez, Westside Elem
- Sharon Burchett, White House Heritage Elem
- Emily Milam, White House Heritage High



We look forward to supporting
you as you integrate technology
into your instruction!

Join at **kahoot.it**

with Game PIN:

884399



0
Players

Kahoot!

Start



Waiting for players...

