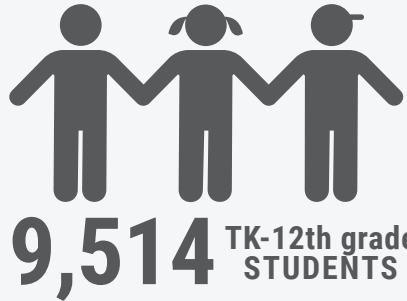


Local Control and Accountability Plan



DISTRICT STORY



18
SCHOOLS

6
DISTINGUISHED
Schools

909
EMPLOYEES

STUDENT GROUPS



60%
Low Income



15%
English Learners



1%
Foster Youth



66%
High Need

Wide Range of Student Programs

Middle & High School opportunity classes & specialists support bilingual, migrant, gifted & special needs students.



Cooperative & Collaborative Atmosphere

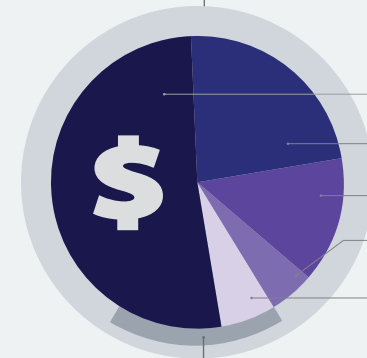
Win-win negotiations & problem solving are institutionalized at all levels

District Mission

Committed to District-wide actions which lead students to develop the skills, knowledge, & character traits necessary to become responsible, thriving, & contributing members of society



BUDGET



General Fund Expenditures:
\$165,553,419

General Fund expenditures are broken down into the following categories:

- Salaries:** 52%
- Benefits:** 23%
- Services:** 14%
- Books:** 5%
- Other:** 6%


LCAP Expenditures:
\$27,460,854

Specified LCAP expenditures make up **17%** of General Fund expenditures.

GOAL

#1

INVESTING
\$17,119,455



Maximize Academic Achievement

HIGHLIGHTED EXPECTED OUTCOMES

	IMPROVE PERFORMANCE ON ELA SBAC	44% meeting or exceeding standard
	IMPROVE PERFORMANCE ON MATH SBAC	30% meeting or exceeding standard
	INCREASE AP COURSE ENROLLMENT RATE	20%
	IMPROVE EL PROGRESS TOWARD ENGLISH PROFICIENCY	15% scoring at Level 4 on ELPAC
	INCREASE CTE ENROLLMENT RATE	55% enrolled in 1 or more CTE course

HIGHLIGHTED ACTIONS, EXPENDITURES & TARGETS

1.1 - Provide enhanced instructional services with dedicated specialists, focusing on literacy & multilingual support.	\$2,835,310	
1.5 - Implement comprehensive guidance programs, support academic growth, enhance college readiness initiatives, and subsidize key standardized tests.	\$3,135,776	
1.6 - Fund experiential learning programs, STEAM events, and enrichment activities, while ensuring physical education and sports initiatives across all school levels.	\$1,510,928	
1.13 - Provide support to homeless and foster youth through case management, resource connection, staff training, etc.	\$268,829	

Local Control and Accountability Plan

GOAL

#2

INVESTING
\$830,131



Promote Engagement of All Educational Partners

HIGHLIGHTED EXPECTED OUTCOMES

	INCREASE PARENTS ON PARENT SQUARE	↑ 99%
	INCREASE PARENTS RESPONDING TO SURVEYS	↑ 1,000
	INCREASE PARENT ATTENDANCE AT DISTRICT COMMITTEE MEETINGS	↑ 75%


HIGHLIGHTED ACTIONS, EXPENDITURES & TARGETS

2.1 - Amplify multilingual parent outreach via digital communications and updated district webpages.	\$63,827	
2.3 - Provide a variety of opportunities for feedback from educational partners.	No Cost	
2.4 - Host parent workshops and meetings.	\$45,800	

GOAL

#3

INVESTING
\$9,236,268



Provide a Safe, Respectful Learning Environment

HIGHLIGHTED EXPECTED OUTCOMES

	INCREASE ATTENDANCE RATE	↑ 95%
	INCREASE GRADUATION RATE	↑ 95%
	REDUCE SUSPENSION RATE	↓ 3.5%

HIGHLIGHTED ACTIONS, EXPENDITURES & TARGETS

3.6 - Offer monthly training for special ed teachers and behaviorists.	\$632,648	
3.7 - Enhance cleanliness and maintenance of high-use, older city schools through additional custodial and grounds staff.	\$1,592,345	
3.8 - Purchase supplies for homeless youth.	\$104,603	

GOAL

#4

INVESTING
\$275,000



Support Inclusivity for Students with Disabilities

HIGHLIGHTED EXPECTED OUTCOME

	INCREASE LEAST RESTRICTIVE ENVIRONMENT (LRE) FOR STUDENTS WITH DISABILITIES	↑ 60%
--	---	-------

of students with an IEP were in the general education setting for 80% or more of the time.

HIGHLIGHTED ACTIONS, EXPENDITURES & TARGETS

4.1 - Form Special Education Council to advance inclusion and equity for students with disabilities.	\$10,000	
4.2 - Implement a two-year professional development plan for inclusive practices and strategies, targeting students with disabilities.	\$250,000	
4.3 - Develop co-teaching strategies for students with unique needs.	\$15,000	

