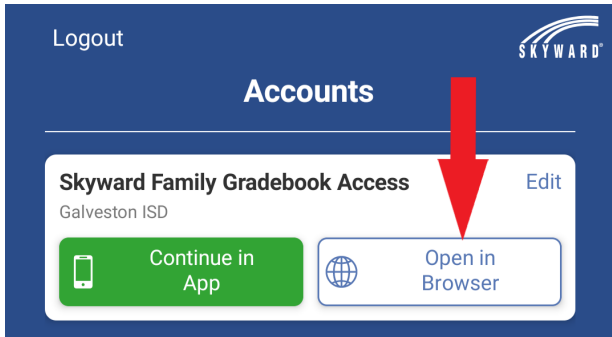
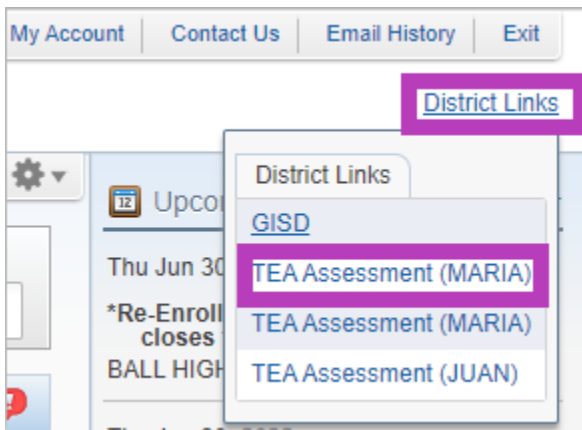


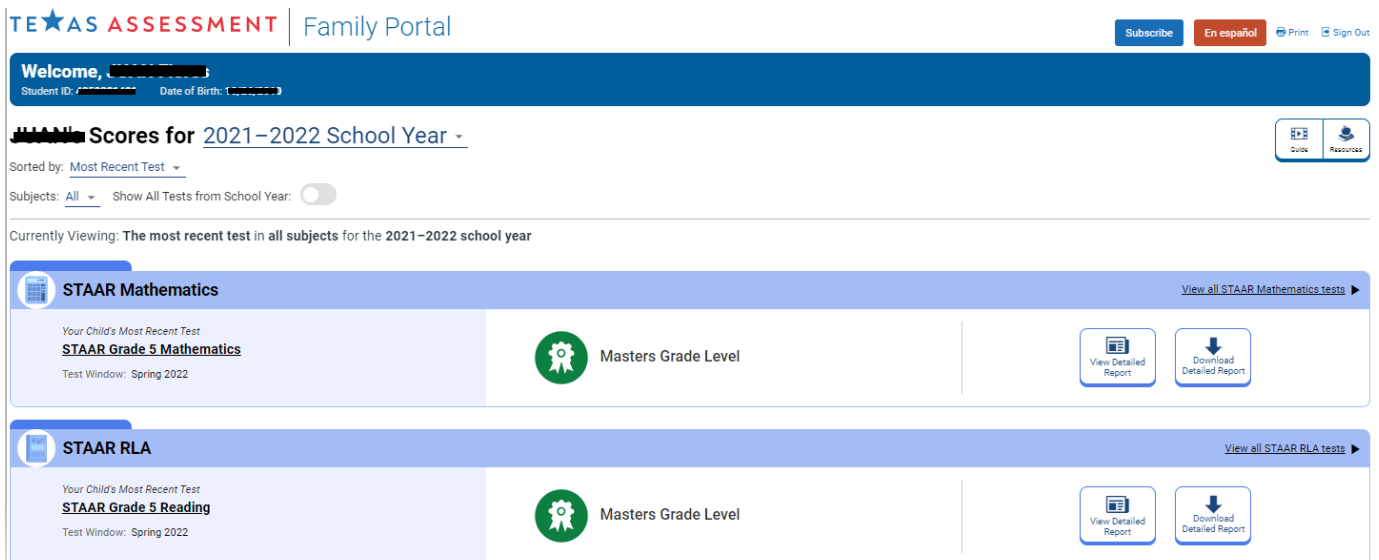
1. Log in to [Skyward](#) using a desktop/laptop or mobile device. Click on *Open in Browser* if using the Skyward App.



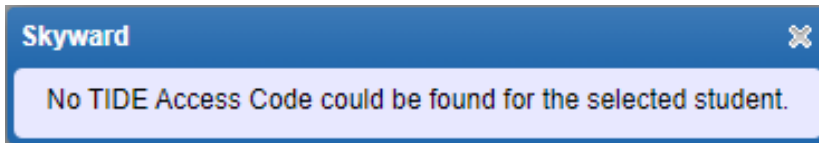
2. Click on the "District Links" link, located at the top right of the home screen and then click on the "TEA Assessment" link. Families with more than one student will be able to view each child's results by clicking on the child's name. See the example below.



3. A new window will open, and you will automatically be logged into your child's Texas Assessment account. You can click a specific test to learn more about your child's results.



4. If your child's results are not available, you will see the following message:



Please visit www.TXFamilyPortal.org and manually enter the student's first name, TSDS #, and DOB to access STAAR results.