







INSTRUCTIONS

FRANCIS HOWELL SCHOOL DISTRICT STUDENT DATA TO BE MONITORED

Teacher Name _____  de/Subject _____ 
School Year _____  Formative Yr 1 Yr 2 Or Summative 
Building _____  Evaluator _____ 

Instructions: All teachers should fill out this form and present it to their supervising administrator for approval no later than the end of 1st Quarter. The form should be completed and submitted to the supervising administrator prior to April 30 or prior to the Summative Evaluation Conference.

Priority Standards to Be Monitored/Rationale for Choice of Priority Standards


--


Student Population

Describe student population	#HISP	#AA	#IEP	#ELL	#FRL
	Or #HUSG				

Improvement Goal and How and When Progress Will Be Measured

--

Teacher's Signature/Date 


Administrator Signature/Date 


--

State Tested Areas Only—Results from previous spring


BUILDING GRADE LEVEL DATA FOR TESTED AREAS

(for secondary, use one subject taught; for elementary, record data for ELA and MA-each on a separate grid)

Subject (Secondary) _____ **ELA for Elementary**

Level	% of Students	Level	% of Students	
Advanced		Basic		
Proficient		Below Basic		

MA for Elementary

Level	% of Students	Level	% of Students	
Advanced		Basic		
Proficient		Below Basic		

Teacher's Signature/Date_____
Administrator's Signature/Date

The teacher should fill in the building state test results, above, as follows:

Secondary: the subject taught should be listed in the space provided and state testing data (percent of students scoring Advanced, Proficient, Basic, and Below Basic) should be entered in the indicated section on the form if the teacher teaches in a state tested grade/subject.

Elementary: State testing data (percent of students scoring Advanced, Proficient, Basic, and Below Basic) for ELA and MA should be entered in the indicated sections on the form.