

WILLIAMSON CENTRAL SCHOOL DISTRICT

BASIC FINANCIAL STATEMENTS

For Year Ended June 30, 2020

MENGEL METZGER BARR & CO. LLP

RAYMOND F. WAGER, CPA, P.C. DIVISION

TABLE OF CONTENTS

	Pages
Independent Auditors' Report	1 - 3
Management's Discussion and Analysis (Unaudited)	4 - 13
Basic Financial Statements:	
Statement of Net Position	14
Statement of Activities and Changes in Net Position	15
Balance Sheet - Governmental Funds	16
Statement of Revenues, Expenditures, and Changes in Fund Balances - Governmental Funds	17
Reconciliation of Governmental Funds Statement of Revenues, Expenditures, and Changes in Fund Balances to Statement of Activities	18
Statement of Fiduciary Net Position and Statement of Changes in Fiduciary Net Position	19
Notes to the Basic Financial Statements:	20 - 49
Required Supplementary Information:	
Schedule of Changes in District's Total OPEB Liability and Related Ratio (Unaudited)	50
Schedule of the District's Proportionate Share of the Net Pension Liability (Unaudited)	51
Schedule of District Contributions (Unaudited)	52
Schedule of Revenues, Expenditures and Changes in Fund Balance - Budget (Non-GAAP Basis) and Actual - General Fund (Unaudited)	53 - 54
Supplementary Information:	
Schedule of Change from Adopted Budget to Final Budget and Real Property Tax Limit - General Fund	55
Schedule of Capital Projects Fund - Project Expenditures and Financing Resources	56
Combining Balance Sheet - Nonmajor Governmental Funds	57
Combining Statement of Revenues, Expenditures and Changes in Fund Balances - Nonmajor Governmental Funds	58
Net Investment in Capital Assets	59
Schedule of Expenditures of Federal Awards	60
Report on Internal Control Over Financial Reporting and on Compliance and Other Matters Based on an Audit of Financial Statements Performed in Accordance with Government Auditing Standards	61 - 62

INDEPENDENT AUDITORS' REPORT

To the Board of Education
Williamson Central School District, New York

Report on the Financial Statements

We have audited the accompanying financial statements of the governmental activities, each major fund, and the aggregate remaining fund information of the Williamson Central School District, New York, as of and for the year ended June 30, 2020, and the related notes to the financial statements, which collectively comprise the District's basic financial statements as listed in the table of contents.

Management's Responsibility for the Financial Statements

Management is responsible for the preparation and fair presentation of these financial statements in accordance with accounting principles generally accepted in the United States of America; this includes the design, implementation, and maintenance of internal control relevant to the preparation and fair presentation of financial statements that are free from material misstatement, whether due to fraud or error.

Auditor's Responsibility

Our responsibility is to express opinions on these financial statements based on our audit. We conducted our audit in accordance with auditing standards generally accepted in the United States of America and the standards applicable to financial audits contained in *Government Auditing Standards* issued by the Comptroller General of the United States. Those standards require that we plan and perform the audit to obtain reasonable assurance about whether the financial statements are free from material misstatement.

An audit involves performing procedures to obtain audit evidence about the amounts and disclosures in the financial statements. The procedures selected depend on the auditor's judgment, including the assessment of the risks of material misstatement of the financial statements, whether due to fraud or error. In making those risk assessments, the auditor considers internal control relevant to the District's preparation and fair presentation of the financial statements in order to design audit procedures that are appropriate in the circumstances, but not for the purpose of expressing an opinion on the effectiveness of the District's internal control. Accordingly, we express no such opinion. An audit also includes evaluating the appropriateness of accounting policies used and the reasonableness of significant accounting estimates made by management, as well as evaluating the overall presentation of the financial statements.

We believe that the audit evidence we have obtained is sufficient and appropriate to provide a basis for our audit opinions.

Opinions

In our opinion, the financial statements referred to above present fairly, in all material respects, the respective financial position of the governmental activities, each major fund, and the aggregate remaining fund information of the Williamson Central School District, New York, as of June 30, 2020, and the respective changes in financial position and, where applicable, cash flows thereof for the year then ended in accordance with accounting principles generally accepted in the United States of America.

Required Supplementary Information

Accounting principles generally accepted in the United States of America require that the management's discussion and analysis, schedule of funding progress postemployment benefit plan, schedule of the District's proportionate share of the net pension liability, schedule of District contributions, and budgetary comparison information on pages 4–13 and 50–51 be presented to supplement the basic financial statements. Such information, although not a part of the basic financial statements, is required by the Governmental Accounting Standards Board who considers it to be an essential part of financial reporting for placing the basic financial statements in an appropriate operational, economic, or historical context. We have applied certain limited procedures to the required supplementary information in accordance with auditing standards generally accepted in the United States of America, which consisted of inquiries of management about the methods of preparing the information and comparing the information for consistency with management's responses to our inquiries, the basic financial statements, and other knowledge we obtained during our audit of the basic financial statements. We do not express an opinion or provide any assurance on the information because the limited procedures do not provide us with sufficient evidence to express an opinion or provide any assurance.

Other Information

Our audit was conducted for the purpose of forming opinions on the financial statements that collectively comprise the Williamson Central School District, New York's basic financial statements. The accompanying supplemental information as listed in the table of contents and schedule of expenditures of federal awards, as required by the Title 2 U.S. Code of Federal Regulations Part 200, Uniform Administrative Requirements, Cost Principles, and Audit Requirements for Federal Awards are presented for purposes of additional analysis and are not a required part of the basic financial statements.

The accompanying supplemental information as listed in the table of contents and schedule of expenditures of federal awards, as required by the Title 2 U.S. Code of Federal Regulations Part 200, Uniform Administrative Requirements, Cost Principles, and Audit Requirements for Federal Awards is the responsibility of management and was derived from and relates directly to the underlying accounting and other records used to prepare the basic financial statements. Such information has been subjected to the auditing procedures applied in the audit of the basic financial statements and certain additional procedures, including comparing and reconciling such information directly to the underlying accounting and other records used to prepare the basic financial statements or to the basic financial statements themselves, and other additional procedures in accordance with auditing standards generally accepted in the United States of America. In our opinion, the accompanying supplemental information as listed in the table of contents and schedule of expenditures of federal awards, as required by the Title 2 U.S. Code of Federal Regulations Part 200, Uniform Administrative Requirements, Cost Principles, and Audit Requirements for Federal Awards is fairly stated, in all material respects, in relation to the basic financial statements as a whole.

Other Reporting Required by *Government Auditing Standards*

In accordance with *Government Auditing Standards*, we have also issued our report dated October 9, 2020 on our consideration of the Williamson Central School District, New York's internal control over financial reporting and on our tests of its compliance with certain provisions of laws, regulations, contracts, and grant agreements and other matters. The purpose of that report is solely to describe the scope of our testing of internal control over financial reporting and compliance and the results of that testing, and not to provide an opinion on the effectiveness of the District's internal control over financial reporting or on compliance. That report is an integral part of an audit performed in accordance with *Government Auditing Standards* in considering Williamson Central School District, New York's internal control over financial reporting and compliance.

Rochester, New York
October 9, 2020

Mengel, Metzger, Barw & Co. LLP

Williamson Central School District
Management's Discussion and Analysis
For the Fiscal Year Ended June 30, 2020

The following is a discussion and analysis of the School District's financial performance for the fiscal year ended June 30, 2020. This section is a summary of the School District's financial activities based on currently known facts, decisions, and/or conditions. It is also based on both the government-wide and fund-based financial statements. The results of the current year are discussed in comparison with the prior year, with an emphasis placed on the current year. This section is only an introduction and should be read in conjunction with the School District's financial statements, which immediately follow this section.

Financial Highlights

At the close of the fiscal year, the total assets plus deferred outflows (what the district owns) exceeded its total liabilities plus deferred inflows (what the district owes) by \$28,611,837 (net position) a decrease of \$352,847 from the prior year.

As of the close of the fiscal year, the School District's governmental funds reported combined fund balances of (\$332,686) a decrease of \$7,806,529 in comparison with the prior year.

New York State Law limits the amount of unreserved fund balance that can be retained by the General Fund to 4% the ensuing year's budget, exclusive of the amount designated for the subsequent year's budget. At the end of the current fiscal year, the unassigned fund balance of the General Fund was \$966,403. This amount was within the statutory limit.

General revenues which includes Federal and State Aid, Real Property Taxes, Non Property Taxes, Investment Earnings, Compensation for Loss, and Miscellaneous accounted for \$23,870,104 or 93% of all revenues. Program specific revenues in the form of Charges for services, Operating Grants and Contributions, and Capital Grants and Contributions accounted for \$1,727,658 or 7% of total revenues.

Overview of the Financial Statements

This discussion and analysis is intended to serve as an introduction to the School District's basic financial statements. The School District's basic financial statements are comprised of three components: (1) government-wide financial statements, (2) fund financial statements and (3) notes to the financial statements. This report also contains individual fund statements and schedules in addition to the basic financial statements.

Government-Wide Financial Statements

The *government-wide financial statements* are designed to provide readers with a broad overview of the School District's finances, in a manner similar to a private-sector business.

The *statement of net position* presents information on all of the School District's assets plus deferred outflow of resources and liabilities plus deferred inflow of resources, with the difference between the two reported as *net position*. Over time, increases or decreases in net position may serve as a useful indicator of whether the financial position of the School District is improving or deteriorating.

The *statement of activities* presents information showing how the government's net position changed during the most recent fiscal year. All changes in net position are reported as soon as the underlying event giving rise to the change occurs, regardless of the timing of related cash flows.

The *governmental* activities of the School District include instruction, pupil transportation, cost of food sales, general administrative support, community service, and interest on long-term debt.

The government-wide financial statements can be found on the pages immediately following this section as the first two pages of the basic financial statements.

Fund Financial Statements

A *fund* is a grouping of related accounts that is used to maintain control over resources that have been segregated for specific activities or objectives. The School District, like other state and local governments, uses fund accounting to ensure and demonstrate compliance with finance related legal requirements. All of the funds of the School District can be divided into two categories: governmental funds and fiduciary funds.

Governmental funds are used to account for essentially the same functions reported as *governmental activities* in the government-wide financial statements. However, unlike the government-wide financial statements, governmental fund financial statements focus on *near-term inflows and outflows of spendable resources*, as well as on *balances of spendable resources* available at the end of the fiscal year. Such information may be useful in evaluating the School District's near-term financing requirements.

Because the focus of governmental funds is narrower than that of the government-wide financial statements, it is useful to compare the information presented for *governmental funds* with similar information presented for *governmental activities* in the government-wide financial statements. By doing so, readers may better understand the long-term impact of the government's near term financing decisions. Both the governmental fund balance sheet and the governmental fund statement of revenues, expenditures, and changes in fund balances provide a reconciliation to facilitate this comparison between *governmental funds* and *governmental activities*.

The School District maintains five individual governmental funds; General Fund, Special Aid Fund, School Lunch Fund, Debt Service Fund and Capital Projects Fund. Information is presented separately in the governmental fund balance sheet and in the governmental fund statement of revenues, expenditures and changes in fund balances for the general fund and the capital projects fund which are reported as major funds. Data for the special aid fund, the school lunch fund and the debt service fund are aggregated into a single column and reported as non-major funds.

The School District adopts and voters approve an annual budget for its General Fund. A budgetary comparison statement has been provided for the General Fund within the basic financial statements to demonstrate compliance with the budget.

The *Fiduciary Funds* are used to account for assets held by the School District in an agency capacity which accounts for assets held by the School District on behalf of others. Fiduciary funds are not reflected in the government-wide financial statement because the resources of these funds are *not* available to support the School District's programs.

The financial statements for the governmental and fiduciary funds can be found in the basic financial statement section of this report.

<u>Major Feature of the District-Wide and Fund Financial Statements</u>			
	Government-Wide Statements	Fund Financial Statements	
		<u>Governmental Funds</u>	<u>Fiduciary Funds</u>
Scope	Entire District (except fiduciary funds)	The activities of the School District that are not proprietary or fiduciary, such as special education and building maintenance	Instances in which the School District administers resources on behalf of someone else, such as scholarship programs and student activities monies
Required financial statements	Statement of net position Statement of activities	Balance sheet Statement of revenues, expenditures, and changes in fund balance	Statement of fiduciary net position statement of changes in fiduciary net position
Accounting basis and measurement focus	Accrual accounting and economic resources focus	Modified accrual accounting and current financial focus	Accrual accounting and economic resources focus
Type of asset/liability information	All assets and liabilities, both financial and capital, short-term and long-term	Generally, assets expected to be used up and liabilities that come due during the year or soon thereafter; no capital assets or long-term liabilities included	All assets and liabilities, both short-term and long-term; funds do not currently contain capital assets, although they can
Type of inflow/outflow information	All revenues and expenses during year, regardless of when cash is received or paid	Revenues for which cash is received during or soon after the end of the year; expenditures when goods or services have been received and the related liability is due and payable	All additions and deductions during the year, regardless of when cash is received or paid

Notes to the Financial Statements

The notes provide additional information that is essential to a full understanding of the data provided in the government-wide and fund financial statements. The notes to the financial statements can be found following the basic financial statement section of this report.

Government-Wide Statements

The government-wide statements report information about the District as a whole using accounting methods similar to those used by private-sector companies. The statement of net position includes all the School District's assets and liabilities. All of the current year's revenues and expenses are accounted for in the statement of activities regardless of when cash is received or paid.

The two government-wide statements report the District's net position and how they have changed. Net position, the difference between the District's assets plus deferred outflow of resources and liabilities plus deferred inflow of resources, is one way to measure the District's financial health or position. Over time, increases or decreases in the District's net position are an indicator of whether its financial position is improving or deteriorating, respectively. Additional non-financial factors such as changes in the District's property tax base and the condition of the school buildings and facilities must also be considered to assess the District's overall health.

All of the District's services are reported in the government-wide financial statements as governmental activities. Most of the District's basic services are included here, such as regular and special education, transportation and administration. Property taxes, federal and state aid, and investment earnings finance most of these activities.

Financial Analysis of the School District As A Whole

Net Position

The District's combined net position were less on June 30, 2020, than they were the year before, decreasing to \$28,611,837 as shown in table below.

	<u>Governmental Activities</u>		<u>Total</u>
	<u>2020</u>	<u>2019</u>	<u>Variance</u>
<u>ASSETS:</u>			
Current and Other Assets	\$ 13,454,868	\$ 10,883,178	\$ 2,571,690
Capital Assets	38,244,179	30,352,734	7,891,445
Total Assets	<u>\$ 51,699,047</u>	<u>\$ 41,235,912</u>	<u>\$ 10,463,135</u>
<u>DEFERRED OUTFLOWS OF RESOURCES:</u>			
Deferred Outflows of Resources	<u>\$ 7,277,028</u>	<u>\$ 6,407,284</u>	<u>\$ 869,744</u>
<u>LIABILITIES:</u>			
Long-Term Debt Obligations	\$ 15,902,499	\$ 14,819,588	\$ 1,082,911
Other Liabilities	12,476,195	2,316,740	10,159,455
Total Liabilities	<u>\$ 28,378,694</u>	<u>\$ 17,136,328</u>	<u>\$ 11,242,366</u>
<u>DEFERRED INFLOWS OF RESOURCES:</u>			
Deferred Inflows of Resources	<u>\$ 1,985,544</u>	<u>\$ 1,542,184</u>	<u>\$ 443,360</u>
<u>NET POSITION:</u>			
Net Investment in Capital Assets	\$ 23,832,179	\$ 23,042,290	\$ 789,889
Restricted For,			
Reserve for ERS	1,482,687	1,117,216	365,471
Capital Reserve	3,055,694	2,680,504	375,190
Other Purposes	2,949,466	2,809,394	140,072
Unrestricted	(2,708,189)	(684,720)	(2,023,469)
Total Net Position	<u>\$ 28,611,837</u>	<u>\$ 28,964,684</u>	<u>\$ (352,847)</u>

The District's financial position is the product of many factors.

By far, the largest component of the School District's net position reflects its investment in capital assets, less any related debt used to acquire those assets that is still outstanding. The School District uses these capital assets to provide services to the students and consequently, these assets are not available for future spending. Although the School District's investment in its capital assets is reported net of related debt, it should be noted that the resources needed to repay this debt must be provided from other sources, since the capital assets themselves cannot be used to liquidate these liabilities.

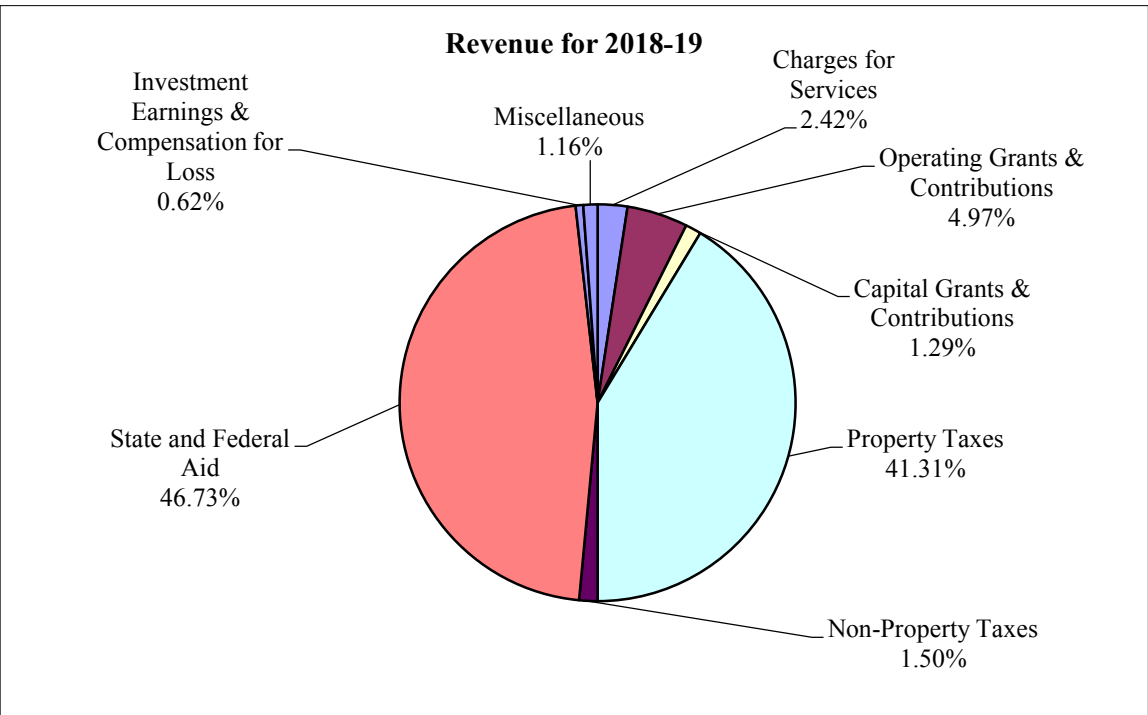
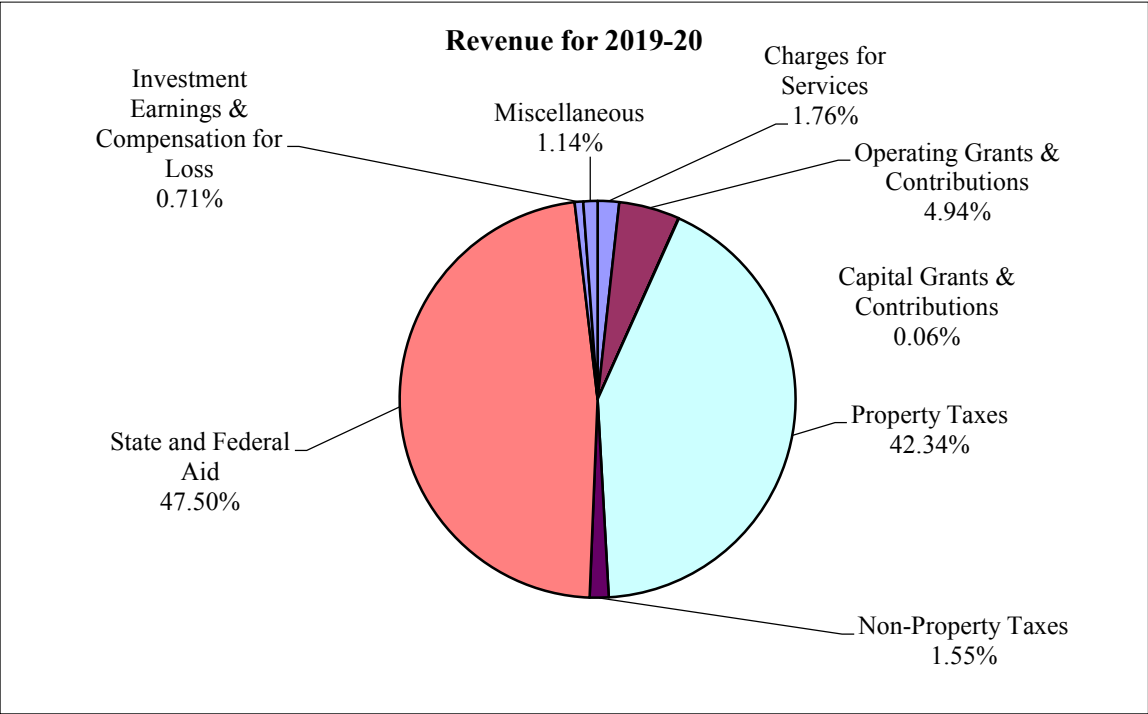
Restricted net position consists of Reserve for ERS, Capital Reserve, and Other Purposes. The remaining balance of unrestricted net position is deficit of \$2,708,189.

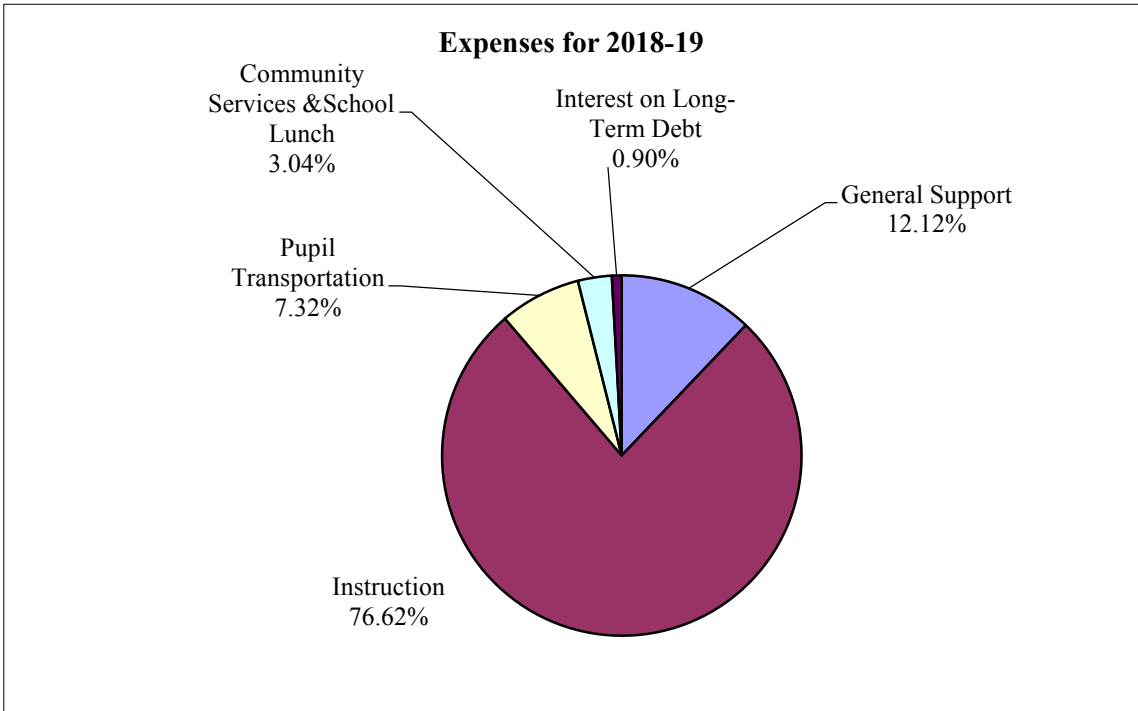
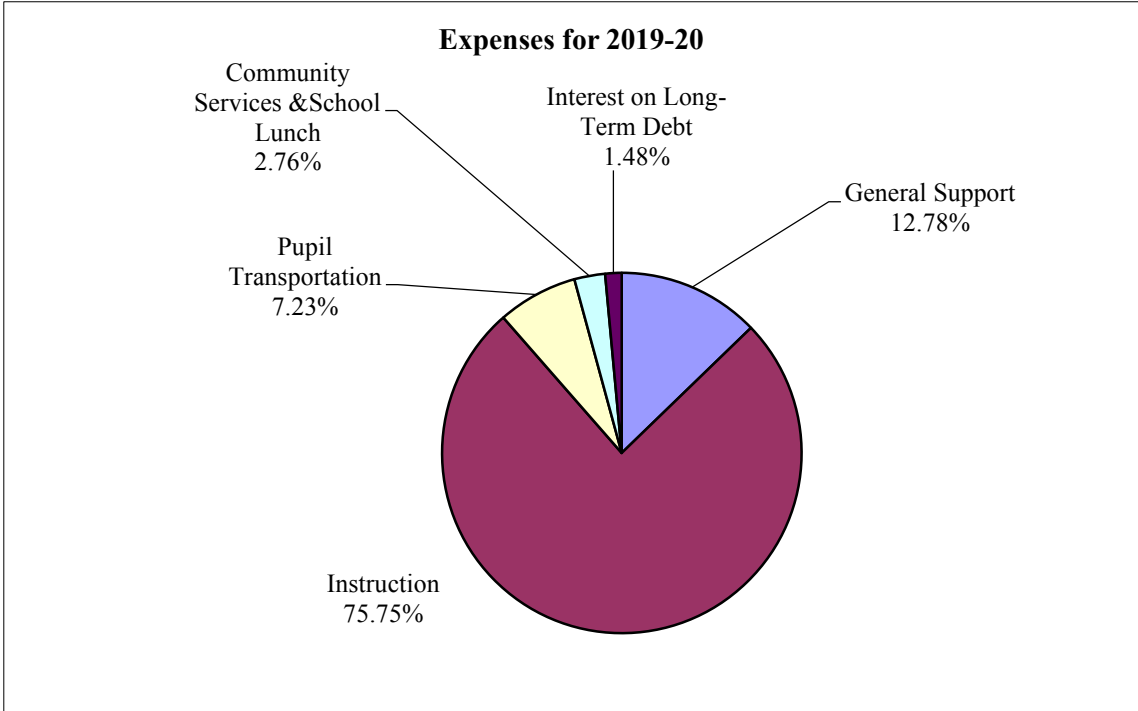
Changes in Net Position

The District’s total revenue decreased to \$25,597,762. State and federal aid 47% and property taxes 42% accounted for most of the District’s revenue. The remaining 11% of the revenue comes from operating grants and contributions, capital grants and contributions, charges for services, non property taxes, investment earnings, compensation for loss, and miscellaneous revenues.

The total cost of all the programs and services increased 8% to \$25,950,609. The District’s expenses are predominately related to education and caring for the students (Instruction) 76%. General support which included expenses associated with the operation, maintenance and administration of the District accounted for 13% of the total costs. See table below:

	<u>Governmental Activities</u>		<u>Total</u>
	<u>2020</u>	<u>2019</u>	<u>Variance</u>
<u>REVENUES:</u>			
<u>Program -</u>			
Charges for Service	\$ 449,371	\$ 620,781	\$ (171,410)
Operating Grants & Contributions	1,264,135	1,273,386	(9,251)
Capital Grants & Contributions	14,152	330,774	(316,622)
Total Program	\$ 1,727,658	\$ 2,224,941	\$ (497,283)
<u>General -</u>			
Property Taxes	\$ 10,837,834	\$ 10,584,272	\$ 253,562
Non Property Taxes	396,701	384,752	11,949
State and Federal Aid	12,158,693	11,974,553	184,140
Investment Earnings	175,181	124,772	50,409
Compensation for Loss	7,586	33,149	(25,563)
Miscellaneous	294,109	297,811	(3,702)
Total General	\$ 23,870,104	\$ 23,399,309	\$ 470,795
TOTAL REVENUES	\$ 25,597,762	\$ 25,624,250	\$ (26,488)
<u>EXPENSES:</u>			
General Support	\$ 3,316,235	\$ 2,906,760	\$ 409,475
Instruction	19,658,211	18,369,812	1,288,399
Pupil Transportation	1,875,747	1,754,146	121,601
Community Services	140,079	141,830	(1,751)
School Lunch	575,728	587,834	(12,106)
Interest	384,609	214,158	170,451
TOTAL EXPENSES	\$ 25,950,609	\$ 23,974,540	\$ 1,976,069
INCREASE IN NET POSITION	\$ (352,847)	\$ 1,649,710	
NET POSITION, BEGINNING OF YEAR	28,964,684	27,314,974	
NET POSITION, END OF YEAR	\$ 28,611,837	\$ 28,964,684	





Financial Analysis of the School District's Funds

The financial performance of the District as a whole is reflected in its governmental funds. As the District completed the year, its governmental funds reported combined fund balances of (\$332,686) which is less than last year's ending fund balance of \$7,473,843.

The General Fund is the chief operating fund of the District. At the end of the current year, the total fund balance of the General Fund was \$8,594,810. Fund balance for the General Fund increased by \$631,302 compared with the prior year. See table below:

<u>General Fund Balances:</u>	<u>2020</u>	<u>2019</u>	<u>Total Variance</u>
Nonspendable	\$ 38,051	\$ 38,051	\$ -
Restricted	6,815,335	6,023,746	791,589
Assigned	775,021	947,835	(172,814)
Unassigned	966,403	953,876	12,527
Total General Fund Balances	<u>\$ 8,594,810</u>	<u>\$ 7,963,508</u>	<u>\$ 631,302</u>

The District appropriated funds from the following reserves for the 2020-21 budget:

	<u>Total</u>
Retirement Contribution	\$ 200,000
Debt	100,000
Liability	100,000
Employee Benefit Accrued Liability	35,000
Total	<u>\$ 435,000</u>

General Fund Budgetary Highlights

The difference between the original budget and the final amended budget was \$1,156,735. This change is attributable to carryover encumbrances of \$797,835 from the 2018-19 school year, \$233,900 for equipment/instructional needs, and \$125,000 for bus reserve transfer to capital.

The key factors for budget variances in the general fund are listed below along with explanations for each.

<u>Expenditure Items:</u>	<u>Budget Variance Original Vs. Amended</u>	<u>Explanation for Budget Variance</u>
Programs for Children with Handicapping Conditions	\$216,194	Tuition for privately placed students was greater than expected.
Employee Benefits	(\$472,577)	Employee benefit utilization and rates lower than projected.
Transfers-Out	\$207,000	Increased local cost share for special aid fund programs.

Expenditures Items:	Budget Variance Amended Vs. Actual	Explanation for Budget Variance
Pupil Transportation	\$225,327	Transportation services were not utilized after March 16, 2020, leading to reduced material, fuel, and payroll expenditures.
Employee Benefits	\$413,369	Lower payrolls also reduced required payroll tax and retirement system contributions. Health and dental benefit costs lower than anticipated.

Capital Asset and Debt Administration

Capital Assets

By the end of the 2019-20 fiscal year, the District had invested \$38,244,179 in a broad range of capital assets, including land, work in progress, buildings and improvements, and machinery and equipment. The change in capital assets, net of accumulated depreciation, is reflected below:

	<u>2020</u>	<u>2019</u>
Land	\$ 116,862	\$ 116,862
Work in Progress	11,646,118	3,188,468
Buildings and Improvements	25,018,362	25,779,486
Machinery and Equipment	1,462,837	1,267,918
Total Capital Assets	<u>\$ 38,244,179</u>	<u>\$ 30,352,734</u>

More detailed information can be found in the notes to the financial statements.

Long-Term Debt

At year end, the District had \$15,902,499 in general obligation bonds and other long-term debt outstanding as follows:

<u>Type</u>	<u>2020</u>	<u>2019</u>
Serial Bonds	\$ 3,445,000	\$ 4,690,000
Energy Performance Contract	1,215,000	1,325,000
OPEB	8,516,969	7,416,436
Net Pension Liability	1,830,608	491,378
Compensated Absences	894,922	896,774
Total Long-Term Obligations	<u>\$ 15,902,499</u>	<u>\$ 14,819,588</u>

More detailed information can be found in the notes to the financial statements.

Factors Bearing on the District's Future

Property Tax Cap:

During 2011, the Governor signed Chapter 97 of the Laws of 2011, Part-A Property Tax Cap, affecting all local governments and establishing a property tax cap. The tax cap went into effect for the District's 2012-13 budget and under this law the growth in the property levy, the total amount to be charged on the District's taxable assessed value of property, is capped at two percent or the rate of inflation, whichever is less, with some exceptions. The exclusions provided in the formula (pension costs and local capital costs) are difficult to forecast and thus, have a dramatic impact on the tax cap limit.

State Aid:

The Williamson Central School District, along with other districts statewide, face a precarious financial future due to the COVID-19 pandemic. The pandemic has caused economic chaos at the national, state, and local levels. Because of this, schools in New York State are at risk of losing 20% of their aid received from the state. For the Williamson Central School District, this is a potential loss of several millions of dollars during the 2020-21 school year. A reduction such as this would not only impact the current year, but would have serious implications for the years to come. Currently, the federal government is unable to reach an agreement on the next stimulus package. Without support from the federal government, this aid reduction will become a reality. Staffing levels, educational programs, reserve balances, and future capital projects will be impacted. The District is closely monitoring this situation and its current year spending and is prepared to react when necessary.

Retirement System Contributions:

The District's pension contribution rates for the New York State Employees' Retirement System and Teacher's Retirement System reached near 30 year high's in 2014-15 (20.1% and 17.53% respectively). These rates have recently reached near historic lows providing some relief to the general fund budget, however, for the 2020-21 fiscal year the TRS rate has increased from 8.86% to 9.53%. The ERS rate will be increasing from 14.6% to 16.2%. These increases may indicate the beginning of a trend of increases that can strain the budget.

Contacting the School District's Financial Management

This financial report is designed to provide the District's citizens, taxpayers, customers, investors, and creditors with a general overview of the District's finances and to demonstrate the District's accountability for the money it receives. Questions concerning any of the information provided in this report or requests for additional information should be addressed to the following:

Williamson Central School District
P.O. Box 900
Williamson, New York 14589

WILLIAMSON CENTRAL SCHOOL DISTRICT, NEW YORK

Statement of Net Position

June 30, 2020

	Governmental Activities
ASSETS	
Cash and cash equivalents	\$ 10,768,156
Accounts receivable	1,308,179
Inventories	50,772
Net pension asset	1,327,761
Capital Assets:	
Land	116,862
Work in progress	11,646,118
Other capital assets (net of depreciation)	26,481,199
TOTAL ASSETS	<u>\$ 51,699,047</u>
 DEFERRED OUTFLOWS OF RESOURCES	
Deferred outflows of resources	<u>\$ 7,277,028</u>
 LIABILITIES	
Accounts payable	\$ 123,761
Accrued liabilities	355,934
Unearned revenues	101,760
Due to other governments	79
Due to teachers' retirement system	840,131
Due to employees' retirement system	82,430
Bond anticipation notes payable	10,972,100
Long-Term Obligations:	
Due in one year	1,615,362
Due in more than one year	14,287,137
TOTAL LIABILITIES	<u>\$ 28,378,694</u>
 DEFERRED INFLOWS OF RESOURCES	
Deferred inflows of resources	<u>\$ 1,985,544</u>
 NET POSITION	
Net investment in capital assets	\$ 23,832,179
Restricted For:	
Reserve for employee retirement system	1,482,687
Capital reserves	3,055,694
Other purposes	2,949,466
Unrestricted	(2,708,189)
TOTAL NET POSITION	<u>\$ 28,611,837</u>

(See accompanying notes to financial statements)

WILLIAMSON CENTRAL SCHOOL DISTRICT, NEW YORK

Statement of Activities

For Year Ended June 30, 2020

<u>Functions/Programs</u>	<u>Expenses</u>	<u>Program Revenues</u>			<u>Net (Expense) Revenue and Changes in Net Position</u>
		<u>Charges for Services</u>	<u>Operating Grants and Contributions</u>	<u>Capital Grants and Contributions</u>	
Primary Government -					
General support	\$ 3,316,235	\$ -	\$ -	\$ -	\$ (3,316,235)
Instruction	19,658,211	325,015	984,979	14,152	(18,334,065)
Pupil transportation	1,875,747	-	-	-	(1,875,747)
Community services	140,079	-	-	-	(140,079)
School lunch	575,728	124,356	279,156	-	(172,216)
Interest	384,609	-	-	-	(384,609)
Total Primary Government	\$ 25,950,609	\$ 449,371	\$ 1,264,135	\$ 14,152	\$ (24,222,951)
General Revenues:					
					\$ 10,837,834
Property taxes					396,701
Non property taxes					12,158,693
State and federal aid					175,181
Investment earnings					7,586
Compensation for loss					294,109
Miscellaneous					
Total General Revenues					\$ 23,870,104
Changes in Net Position					\$ (352,847)
Net Position, Beginning of Year					28,964,684
Net Position, End of Year					\$ 28,611,837

WILLIAMSON CENTRAL SCHOOL DISTRICT, NEW YORK

Balance Sheet

Governmental Funds

June 30, 2020

	<u>General Fund</u>	<u>Capital Projects Fund</u>	<u>Nonmajor Governmental Funds</u>	<u>Total Governmental Funds</u>
ASSETS				
Cash and cash equivalents	\$ 9,009,186	\$ 1,017,960	\$ 741,010	\$ 10,768,156
Receivables	771,484	14,153	522,542	1,308,179
Inventories	-	-	50,772	50,772
Due from other funds	415,503	350,596	1	766,100
TOTAL ASSETS	<u>\$ 10,196,173</u>	<u>\$ 1,382,709</u>	<u>\$ 1,314,325</u>	<u>\$ 12,893,207</u>
LIABILITIES AND FUND BALANCES				
<u>Liabilities</u> -				
Accounts payable	\$ 90,722	\$ 33,039	\$ -	\$ 123,761
Accrued liabilities	122,425	-	1,745	124,170
Notes payable - bond anticipation notes	-	10,972,100	-	10,972,100
Due to other funds	209,036	-	557,064	766,100
Due to other governments	-	-	79	79
Due to TRS	840,131	-	-	840,131
Due to ERS	82,430	-	-	82,430
Other liabilities	41,257	-	5,584	46,841
Compensated absences	215,362	-	-	215,362
Unearned revenue	-	-	54,919	54,919
TOTAL LIABILITIES	<u>\$ 1,601,363</u>	<u>\$ 11,005,139</u>	<u>\$ 619,391</u>	<u>\$ 13,225,893</u>
<u>Fund Balances</u> -				
Nonspendable	\$ 38,051	\$ -	\$ 50,772	\$ 88,823
Restricted	6,815,335	129,570	542,942	7,487,847
Assigned	775,021	-	101,220	876,241
Unassigned	966,403	(9,752,000)	-	(8,785,597)
TOTAL FUND BALANCE	<u>\$ 8,594,810</u>	<u>\$ (9,622,430)</u>	<u>\$ 694,934</u>	<u>\$ (332,686)</u>
TOTAL LIABILITIES AND FUND BALANCES	<u>\$ 10,196,173</u>	<u>\$ 1,382,709</u>	<u>\$ 1,314,325</u>	

**Amounts reported for governmental activities in the
Statement of Net Position are different because:**

Capital assets used in governmental activities are not financial resources and therefore are not reported in the funds.	38,244,179
Interest is accrued on outstanding bonds in the statement of net position but not in the funds.	(231,764)
The following long-term obligations are not due and payable in the current period and therefore are not reported in the governmental funds:	
Serial bonds payable	(3,445,000)
OPEB	(8,516,969)
Compensated absences	(679,560)
Energy performance contract	(1,215,000)
Net pension asset	1,327,761
Deferred outflow - pension	5,601,941
Deferred outflow - OPEB	1,675,087
Net pension liability	(1,830,608)
Deferred inflow - pension	(1,888,649)
Deferred inflow - OPEB	(96,895)
Net Position of Governmental Activities	<u>\$ 28,611,837</u>

(See accompanying notes to financial statements)

WILLIAMSON CENTRAL SCHOOL DISTRICT, NEW YORK
Statement of Revenues, Expenditures and Changes in Fund Balances
Governmental Funds
For Year Ended June 30, 2020

	General Fund	Capital Projects Fund	Nonmajor Governmental Funds	Total Governmental Funds
REVENUES				
Real property taxes and tax items	\$ 10,837,834	\$ -	\$ -	\$ 10,837,834
Non-property taxes	396,701	-	-	396,701
Charges for services	325,015	-	-	325,015
Use of money and property	173,622	-	1,559	175,181
Sale of property and compensation for loss	7,586	-	-	7,586
Miscellaneous	219,995	-	20,906	240,901
State sources	12,115,959	14,152	369,302	12,499,413
Federal sources	42,734	-	890,528	933,262
Sales	-	-	124,356	124,356
Premium on obligations issued	-	-	57,513	57,513
TOTAL REVENUES	\$ 24,119,446	\$ 14,152	\$ 1,464,164	\$ 25,597,762
EXPENDITURES				
General support	\$ 2,703,059	\$ -	\$ -	\$ 2,703,059
Instruction	12,581,347	-	881,081	13,462,428
Pupil transportation	1,160,378	364,802	-	1,525,180
Community services	139,070	-	-	139,070
Employee benefits	4,924,672	-	239,715	5,164,387
Debt service - principal	1,547,300	-	-	1,547,300
Debt service - interest	189,526	-	-	189,526
Cost of sales	-	-	158,297	158,297
Other expenses	-	-	235,542	235,542
Capital outlay	-	8,471,802	-	8,471,802
TOTAL EXPENDITURES	\$ 23,245,352	\$ 8,836,604	\$ 1,514,635	\$ 33,596,591
EXCESS (DEFICIENCY) OF REVENUES OVER EXPENDITURES				
	\$ 874,094	\$ (8,822,452)	\$ (50,471)	\$ (7,998,829)
OTHER FINANCING SOURCES (USES)				
Transfers - in	\$ 94,258	\$ 225,000	\$ 112,050	\$ 431,308
Transfers - out	(337,050)	(94,258)	-	(431,308)
BAN's redeemed from appropriations	-	192,300	-	192,300
TOTAL OTHER FINANCING SOURCES (USES)	\$ (242,792)	\$ 323,042	\$ 112,050	\$ 192,300
NET CHANGE IN FUND BALANCE	\$ 631,302	\$ (8,499,410)	\$ 61,579	\$ (7,806,529)
FUND BALANCE, BEGINNING OF YEAR	7,963,508	(1,123,020)	633,355	7,473,843
FUND BALANCE, END OF YEAR	\$ 8,594,810	\$ (9,622,430)	\$ 694,934	\$ (332,686)

(See accompanying notes to financial statements)

WILLIAMSON CENTRAL SCHOOL DISTRICT, NEW YORK
Reconciliation of Governmental Funds Statement of Revenues, Expenditures, and Changes in
Fund Balances of Governmental Funds to Statement of Activities
For Year Ended June 30, 2020

NET CHANGE IN FUND BALANCES -
TOTAL GOVERNMENTAL FUNDS \$ (7,806,529)

Amounts reported for governmental activities in the Statement of Activities are different because:

Governmental funds report capital outlays as expenditures. However, in the Statement of Activities the cost of those assets is allocated over their estimated useful lives and reported as depreciation expense. The following are the amounts by which capital outlays and additions of assets in excess depreciation in the current period:

Capital Outlay	\$ 8,471,802	
Additions to Assets, Net	472,268	
Depreciation	<u>(1,052,625)</u>	
		7,891,445

Bond proceeds provide current financial resources to governmental funds, but issuing debt increases long-term obligations in the Statement of Net Position. Repayment of bond principal is an expenditure in the governmental funds, but the repayment reduces long-term obligations in the Statement of Net Position. The following details these items as they effect the governmental activities:

Debt Repayments	\$ 1,547,300	
Proceeds from BAN Redemption	<u>(192,300)</u>	
		1,355,000

In the Statement of Activities, interest is accrued on outstanding bonds, whereas in governmental funds, an interest expenditure is reported when due. (195,083)

The net OPEB liability does not require the use of current financial resources and, therefore, is not reported as an expenditure in the governmental funds. (383,951)

(Increase) decrease in proportionate share of net pension asset/liability reported in the Statement of Activities do not provide for or require the use of current financial resources and therefore are not reported as revenues or expenditures in the governmental funds

Teachers' Retirement System		(880,914)
Employees' Retirement System		(353,535)

In the Statement of Activities, vacation pay, teachers' retirement incentive and judgments and claims are measured by the amount accrued during the year. In the governmental funds, expenditures for these items are measured by the amount actually paid. The following provides the differences of these items as presented in the governmental activities:

Compensated Absences		<u>20,720</u>
----------------------	--	---------------

CHANGE IN NET POSITION OF GOVERNMENTAL ACTIVITIES **\$ (352,847)**

WILLIAMSON CENTRAL SCHOOL DISTRICT, NEW YORK

Statement of Fiduciary Net Position

June 30, 2020

	Private Purpose Trust	Agency Funds
ASSETS		
Cash and cash equivalents	\$ 173,233	\$ 541,561
Investments	723,174	-
Receivable from general fund	-	91,032
TOTAL ASSETS	<u>\$ 896,407</u>	<u>\$ 632,593</u>
LIABILITIES		
Extraclassroom activity balances	\$ -	\$ 98,159
Other liabilities	-	534,434
TOTAL LIABILITIES	<u>\$ -</u>	<u>\$ 632,593</u>
NET POSITION		
Restricted for scholarships	\$ 896,407	
TOTAL NET POSITION	<u>\$ 896,407</u>	

Statement of Changes in Fiduciary Net Position

For Year Ended June 30, 2020

	Private Purpose Trust
ADDITIONS	
Contributions	\$ 18,274
Investment earnings	67,870
TOTAL ADDITIONS	<u>\$ 86,144</u>
DEDUCTIONS	
Other expenses	\$ 83,099
TOTAL DEDUCTIONS	<u>\$ 83,099</u>
CHANGE IN NET POSITION	\$ 3,045
NET POSITION, BEGINNING OF YEAR	<u>893,362</u>
NET POSITION, END OF YEAR	<u>\$ 896,407</u>

WILLIAMSON CENTRAL SCHOOL DISTRICT, NEW YORK

Notes To The Basic Financial Statements

June 30, 2020

I. Summary of Significant Accounting Policies

The financial statements of the Williamson Central School District, New York (the District) have been prepared in conformity with generally accepted accounting principles (GAAP) as applied to government units. The Governmental Accounting Standards Board (GASB) is the accepted standard setting body for establishing governmental accounting and financial reporting principles. The more significant of the District's accounting policies are described below.

A. Reporting Entity

The Williamson Central School District is governed by the laws of New York State. The District is an independent entity governed by an elected Board of Education consisting of five members. The President of the Board serves as the chief fiscal officer and the Superintendent is the chief executive officer. The Board is responsible for, and controls all activities related to public school education within the District. Board members have authority to make decisions, power to appoint management, and primary accountability for all fiscal matters.

The reporting entity of the District is based upon criteria set forth by GASB Statement 14, *The Financial Reporting Entity*, as amended by GASB Statement 39, *Component Units* and GASB Statement No. 61, *The Financial Reporting Entity*. The financial reporting entity consists of the primary government, organizations for which the primary government is financially accountable and other organizations for which the nature and significance of their relationship with the primary government are such that exclusion would cause the reporting entity's financial statements to be misleading or incomplete.

The District is not a component unit of another reporting entity. The decision to include a potential component unit in the District's reporting entity is based on several criteria including legal standing, fiscal dependency, and financial accountability. Based on the application of these criteria, the following is a brief review of certain entities included in the District's reporting entity.

1. Extraclassroom Activity Funds

The extraclassroom activity funds of the District represent funds of the students of the District. The Board of Education exercises general oversight of these funds. The extraclassroom activity funds are independent of the District with respect to its financial transactions, and the designation of student management. Separate audited financial statements (cash basis) of the extraclassroom activity funds can be found at the District's business office. The District accounts for assets held as an agency for various student organizations in an agency fund.

(I.) (Continued)

B. Joint Venture

The District is a component of the Board of Cooperative Educational Services Ontario, Seneca, Yates, Cayuga and Wayne Counties (BOCES). The BOCES is a voluntary, cooperative association of school districts in a geographic area that shares planning, services, and programs which provide educational and support activities. There is no authority or process by which a school district can terminate its status as a BOCES component.

BOCES are organized under §1950 of the New York State Education Law. A BOCES Board is considered a corporate body. Members of a BOCES Board are nominated and elected by their component member boards in accordance with provisions of §1950 of the New York State Education Law. All BOCES property is held by the BOCES Board as a corporation (§1950(6)). In addition, BOCES Boards also are considered municipal corporations to permit them to contract with other municipalities on a cooperative basis under §119-n(a) of the New York State General Municipal Law.

A BOCES' budget is comprised of separate budgets for administrative, program, and capital costs. Each component school district's share of administrative and capital cost is determined by resident public school district enrollment as defined in Education Law, Section 1950(4)(b)(7). In addition, component districts pay tuition or a service fee for programs in which its students participate.

During the year, the District was billed \$3,163,473 for BOCES administrative and program costs.

The District's share of BOCES aid amounted to \$1,124,280.

Financial statements for the BOCES are available from the BOCES administrative office.

C. Basis of Presentation

1. Districtwide Statements

The Statement of Net Position and the Statement of Activities present financial information about the District's governmental activities. These statements include the financial activities of the overall government in its entirety, except those that are fiduciary. Eliminations have been made to minimize the double counting of internal transactions. Governmental activities generally are financed through taxes, state aid, intergovernmental revenues, and other exchange and non-exchange transactions. Operating grants include operating-specific and discretionary (either operating or capital) grants, while the capital grants column reflects capital specific grants.

The Statement of Activities presents a comparison between program expenses and revenues for each function of the District's governmental activities. Direct expenses are those that are specifically associated with and are clearly identifiable to a particular function. Indirect expenses, principally employee benefits, are allocated to functional areas in proportion to the payroll expended for those areas. Program revenues include charges paid by the recipients of goods or services offered by the programs, and grants and contributions that are restricted to meeting the operational or capital requirements of a particular program. Revenues that are not classified as program revenues, including all taxes, are presented as general revenues.

(I.) (Continued)

2. **Fund Statements**

The fund statements provide information about the District's funds, including fiduciary funds. Separate statements for each fund category (governmental and fiduciary) are presented. The emphasis of fund financial statements is on major governmental funds, each displayed in a separate column. All remaining governmental funds are aggregated and reported as nonmajor funds.

The District reports the following governmental funds:

a. **Major Governmental Funds**

General Fund - This is the District's primary operating fund. It accounts for all financial transactions that are not required to be accounted for in another fund.

Capital Projects Fund - Used to account for the financial resources used for acquisition, construction, or major repair of capital facilities.

b. **Nonmajor Governmental** - The other funds which are not considered major are aggregated and reported as nonmajor governmental funds as follows:

Special Aid Fund - This fund accounts for the proceeds of specific revenue sources, such as federal and state grants, that are legally restricted to expenditures for specified purposes. These legal restrictions may be imposed either by governments that provide the funds, or by outside parties.

Debt Service Fund - This fund accounts for the accumulation of resources and the payment of principal and interest on long-term obligations for governmental activities.

School Lunch Fund - Used to account for transactions of the District's lunch, breakfast and milk programs.

c. **Fiduciary** - Fiduciary activities are those in which the District acts as trustee or agent for resources that belong to others. These activities are not included in the District-wide financial statements, because their resources do not belong to the District, and are not available to be used. There are two classes of fiduciary funds:

Private Purpose Trust Funds - These funds are used to account for trust arrangements in which principal and income benefit annual third party awards and scholarships for students. Established criteria govern the use of the funds and members of the District or representatives of the donors may serve on committees to determine who benefits.

Agency Funds - These funds are strictly custodial in nature and do not involve the measurement of results of operations. Assets are held by the District as agent for various student groups or extraclassroom activity funds and for payroll or employee withholding.

(I.) (Continued)

D. Measurement Focus and Basis of Accounting

Accounting and financial reporting treatment is determined by the applicable measurement focus and basis of accounting. Measurement focus indicates the type of resources being measured such as current financial resources or economic resources. The basis of accounting indicates the timing of transactions or events for recognition in the financial statements.

The District-Wide and fiduciary fund financial statements are reported using the economic resources measurement focus and the accrual basis of accounting. Revenues are recorded when earned and expenses are recorded at the time liabilities are incurred, regardless of when the related cash transaction takes place. Nonexchange transactions, in which the District gives or receives value without directly receiving or giving equal value in exchange, include property taxes, grants and donations. On an accrual basis revenue from property taxes is recognized in the fiscal year for which the taxes are levied. Revenue from grants and donations is recognized in the fiscal year in which all eligibility requirements have been satisfied.

The fund financial statements are reported using the current financial resources measurement focus and the modified accrual basis of accounting. Under this method, revenues are recognized when measurable and available. The District considers all revenues reported in the governmental funds to be available if the revenues are collected within one year after the end of the fiscal year.

Expenditures are recorded when the related fund liability is incurred, except for principal and interest on general long-term debt, claims and judgments, and compensated absences, which are recognized as expenditures to the extent they have matured. General capital asset acquisitions are reported as expenditures in governmental funds. Proceeds of general long-term debt and acquisitions under capital leases are reported as other financing sources.

E. Property Taxes

Real property taxes are levied annually by the Board of Education no later than September 1, and become a lien on August 7, 2019. Taxes are collected during the period September 1, 2019 to October 31, 2019.

Uncollected real property taxes are subsequently enforced by the County(ies) in which the District is located. The County(ies) pay an amount representing uncollected real property taxes transmitted to the County(ies) for enforcement to the District no later than the following April 1.

F. Restricted Resources

When an expense is incurred for purposes for which both restricted and unrestricted net position are available, the District's policy concerning which to apply first varies with the intended use, and with associated legal requirements, many of which are described elsewhere in these notes.

(I.) (Continued)

G. Interfund Transactions

The operations of the District include transactions between funds. These transactions may be temporary in nature, such as with interfund borrowing. The District typically loans resources between funds for the purpose of providing cash flow. These interfund receivables and payables are expected to be repaid within one year. Permanent transfers of funds include the transfer of expenditures and revenues to provide financing or other services.

In the District-wide statements, the amounts reported on the Statement of Net Position for interfund receivables and payables represent amounts due between different fund types (governmental activities and fiduciary funds). Eliminations have been made for all interfund receivables and payables between the funds.

The governmental funds report all interfund transactions as originally recorded. Interfund receivables and payables may be netted on the accompanying governmental funds balance sheet when it is the District's practice to settle these amounts at a net balance based upon the right of legal offset.

Refer to Note VI for a detailed disclosure by individual fund for interfund receivables, payables, expenditures, and revenues activity.

H. Estimates

The preparation of financial statements in conformity with accounting principles generally accepted in the United States of America requires management to make estimates and assumptions that affect the reported amount of assets, deferred outflows of resources, liabilities, and deferred inflows of resources and disclosure of contingent assets and liabilities at the date of the financial statements and the reported revenues and expenses/expenditures during the reporting period. Actual results could differ from those estimates. Estimates and assumptions are made in a variety of areas, including computation of encumbrances, compensated absences, potential contingent liabilities and useful lives of long-lived assets.

I. Cash and Cash Equivalents

The District's cash and cash equivalents consist of cash on hand, demand deposits, and short-term investments with original maturities of three months or less from the date of acquisition.

New York State Law governs the District's investment policies. Resources must be deposited in FDIC-insured commercial banks or trust companies located within the State. Permissible investments include obligations of the United States Treasury, United States Agencies, repurchase agreements and obligations of New York State or its localities.

Collateral is required for demand and time deposits and certificates of deposit not covered by FDIC insurance. Obligations that may be pledged as collateral are obligations of the United States and its agencies and obligations of the State and its municipalities and Districts.

Investments are stated at fair value.

(I.) (Continued)

J. Receivables

Receivables are shown net of an allowance for uncollectible accounts, when applicable.

An allowance for uncollectible accounts has been provided for certain amounts that may not be collectible.

K. Inventory and Prepaid Items

Inventories of food and/or supplies for school lunch are recorded at cost on a first-in, first-out basis or, in the case of surplus food, at stated value which approximates market. Purchases of inventoriable items in other funds are recorded as expenditures at the time of purchase, and are considered immaterial in amount.

Prepaid items represent payments made by the District for which benefits extend beyond year end. These payments to vendors reflect costs applicable to future accounting periods and are recorded as prepaid items in both the District-wide and fund financial statements. These items are reported as assets on the statement of net position or balance sheet using the consumption method. A current asset for the prepaid amounts is recorded at the time of purchase and an expense/expenditure is reported in the year the goods or services are consumed.

A non-spendable fund balance for these non-liquid assets (inventories and prepaid items) has been recognized to signify that a portion of fund balance is not available for other subsequent expenditures.

L. Capital Assets

In the District-wide financial statements, capital assets are accounted for at historical cost or estimated historical cost if actual is unavailable, except for donated capital assets which are recorded at their acquisition value at the date of donation.

Depreciation of all exhaustible capital assets is recorded as an allocated expense in the Statement of Activities, with accumulated depreciation reflected in the Statement of Net Position. Depreciation is provided over the assets' estimated useful lives using the straight-line method of depreciation. A capitalization threshold of \$5,000 is used to report capital assets. The range of estimated useful lives by type of assets is as follows:

<u>Class</u>	<u>Capitalization Threshold</u>	<u>Depreciation Method</u>	<u>Estimated Useful Life</u>
Buildings	\$ 50,000	SL	15-50 Years
Machinery and Equipment	\$ 5,000	SL	5-25 Years

The investment in infrastructure type assets have not been segregated for reporting purposes since all costs associated with capital projects are consolidated and reported as additions to buildings and improvements.

(I.) (Continued)

M. Unearned Revenue

The District reports unearned revenues on its Statement of Net Position and its Balance Sheet. On the Statement of Net Position, unearned revenue arises when resources are received by the District before it has legal claim to them, as when grant monies are received prior to incurrence of qualifying expenditures. In subsequent periods, when the District has legal claim to resources, the liability for unearned revenue is removed and revenue is recognized.

N. Deferred Outflows and Inflows of Resources

In addition to assets, the Statement of Net Position will sometimes report a separate section for deferred outflows of resources. This separate financial statement element, *deferred outflows of resources*, represents a consumption of net position that applies to a future period and so will not be recognized as an outflow of resources (expenses/expenditure) until then. The District may have three items that qualify for reporting in this category. First is the deferred charge on refunding reported in the government-wide Statement of Net Position. A deferred charge on refunding results from the difference in the carrying value of refunded debt and its reacquisition price. This amount is deferred and amortized over the shorter of the life of the refunded or refunding debt. The second item is related to pensions reported in the district-wide Statement of Net Position. This represents the effect of the net change in the District's proportion of the collective net pension asset or liability and difference during the measurement period between the District's contributions and its proportion share of total contributions to the pension systems not included in pension expense. Lastly is the District contributions to the pension systems (TRS and ERS Systems) subsequent to the measurement date.

In addition to liabilities, the statement of net position will sometimes report a separate section for deferred inflows of resources. This separate financial statement element, *deferred inflows of resources*, represents an acquisition of net position that applies to a future period(s) and so will not be recognized as an inflow of resources (revenue) until that time. The District may have two items that qualify for reporting in this category. First arises only under a modified accrual basis of accounting and is reported as unavailable revenue-property taxes. The second item is related to pensions reported in the district-wide Statement of Net Position. This represents the effect of the net change in the District's proportion of the collective net pension liability (ERS System) and difference during the measurement periods between the District's contributions and its proportion share of total contributions to the pension systems not included in pension expense.

O. Vested Employee Benefits

1. Compensated Absences

Compensated absences consist of unpaid accumulated annual sick leave, vacation, and sabbatical time.

Sick leave eligibility and accumulation is specified in negotiated labor contracts, and in individual employment contracts. Upon retirement, resignation or death, employees may contractually receive a payment based on unused accumulated sick leave.

(I.) (Continued)

Certain District employees are granted vacation in varying amounts, based primarily on length of service and service position. Some earned benefits may be forfeited if not taken within varying time periods.

Consistent with GASB Statement 16, Accounting for Compensated Absences, the liability has been calculated using the vesting/termination method and an accrual for that liability is included in the District-wide financial statements. The compensated absences liability is calculated based on the pay rates in effect at year end.

In the funds statements only the amount of matured liabilities is accrued within the General Fund based upon expendable and available financial resources. These amounts are expensed on a pay-as-you-go basis.

P. Other Benefits

District employees participate in the New York State Employees' Retirement System and the New York State Teachers' Retirement System.

District employees may choose to participate in the District's elective deferred compensation plans established under Internal Revenue Code Sections 403(b) and 457.

In addition to providing pension benefits, the District provides post-employment health coverage to retired employees in accordance with the provision of various employment contracts in effect at the time of retirement. Substantially all of the District's employees may become eligible for these benefits if they reach normal retirement age while working for the District. Health care benefits are provided through plans whose premiums are based on the benefits paid during the year. The cost of providing post-retirement benefits may be shared between the District and the retired employee. The District recognizes the cost of providing health insurance by recording its share of insurance premiums as an expenditure.

Q. Short-Term Debt

The District may issue Bond Anticipation Notes (BAN), in anticipation of proceeds from the subsequent sale of bonds. These notes are recorded as current liabilities of the funds that will actually receive the proceeds from the issuance of bonds. State law requires that a BAN issued for capital purposes be converted to long-term financing within five years after the original issue date.

R. Accrued Liabilities and Long-Term Obligations

Payables, accrued liabilities, and long-term obligations are reported in the district-wide financial statements. In the governmental funds, payables and accrued liabilities are paid in a timely manner and in full from current financial resources. Claims and judgments, other postemployment benefits payable and compensated absences that will be paid from governmental funds are reported as a liability in the funds financial statements only to the extent that they are due for payment in the current year. Bonds and other long-term obligations that will be paid from governmental funds are recognized as a liability in the fund financial statements when due.

Long-term obligations represent the District's future obligations or future economic outflows. The liabilities are reported as due in one year or due within more than one year in the Statement of Net Position.

(I.) (Continued)

S. **Equity Classifications**

1. **District-Wide Statements**

In the District-wide statements there are three classes of net position:

- a. **Net Investment in Capital Assets** - consists of net capital assets (cost less accumulated depreciation) reduced by outstanding balances of related debt obligations from the acquisition, constructions or improvements of those assets.
- b. **Restricted Net Position** - reports net position when constraints placed on the assets or deferred outflows of resources are either externally imposed by creditors (such as through debt covenants), grantors, contributors, or laws or regulations of other governments, or imposed by law through constitutional provisions or enabling legislation.

On the Statement of Net Position the following balances represent the restricted for other purposes:

	<u>Total</u>
Reserve for TRS	\$ 150,000
Unemployment Costs	254,137
Capital Projects	129,570
Insurance	292,231
Tax Certiorari	310,619
Repair	507,298
Debt	542,942
Liability	191,341
Employee Benefit Accrued Liability	<u>571,328</u>
Total Net Position - Restricted for Other Purposes	<u><u>\$ 2,949,466</u></u>

- c. **Unrestricted Net Position** - reports the balance of net position that does not meet the definition of the above two classifications . The reported deficit of \$2,708,689 at year end is the result of full implementation of GASB #75 regarding retiree health obligations and the New York State Pension system unfunded pension obligation.

2. **Fund Statements**

In the fund basis statements there are five classifications of fund balance:

- a. **Nonspendable Fund Balance** – Includes amounts that cannot be spent because they are either not in spendable form or legally or contractually required to be maintained intact. Nonspendable fund balance includes:

	<u>Total</u>
Inventory in School Lunch	\$ 50,772
Noncurrent Receivables	38,051
Total Nonspendable Fund Balance	<u><u>\$ 88,823</u></u>

(I.) (Continued)

b. **Restricted Fund Balances** – Includes amounts with constraints placed on the use of resources either externally imposed by creditors, grantors, contributors, or laws or regulations of other governments; or imposed by law through constitutional provisions or enabling legislation. All encumbrances of funds other than the general fund are classified as restricted fund balance. The District has established the following restricted fund balances:

Capital Reserve - According to Education Law §3651, must be used to pay the cost of any object or purpose for which bonds may be issued. The creation of a capital reserve fund requires authorization by a majority of the voters establishing the purpose of the reserve; the ultimate amount, its probable term and the source of the funds. Expenditures may be made from the reserve only for a specific purpose further authorized by the voters. The form for required legal notice for the vote on establishing and funding the reserve and the form of the proposition to be placed on the ballot are set forth in §3651 of the Education Law. The Reserve is accounted for in the General Fund under restricted fund balance. Year end balances are as follows:

<u>Name of Reserve</u>	<u>Maximum Funding</u>	<u>Total Funding Provided</u>	<u>Total Year to Date Balance</u>
2016 Capital Reserve	\$ 5,000,000	\$ 3,710,000	\$ 2,650,138
2019 Bus Purchase Reserve	\$ 750,000	\$ 505,504	\$ 405,556

Reserve for Debt Service - According to General Municipal Law §6-1, the Reserve for Debt Service must be established for the purpose of retiring the outstanding obligations upon the sale of District property or capital improvement that was financed by obligations that remain outstanding at the time of the sale. Also, earnings on project monies invested together with unused proceeds are reported here.

Employee Benefit Accrued Liability Reserve - According to General Municipal Law §6-p, must be used for the payment of accrued employee benefits due to an employee upon termination of the employee's service. This reserve may be established by a majority vote of the Board, and is funded by budgetary appropriations and such other reserves and funds that may be legally appropriated.

Insurance Reserve - According to General Municipal Law §6-n, must be used to pay liability, casualty and other types of losses, except losses incurred for which the following types of insurance may be purchased: life, accident, health, annuities, fidelity and surety, credit, title residual value and mortgage guarantee. In addition, this reserve may not be used for any purpose for which a special reserve may be established pursuant to law (for example, for unemployment compensation insurance). The reserve may be established by Board action, and funded by budgetary appropriation, or such other funds as may be legally appropriated. There is no limit on the amount that may be accumulated in the Insurance Reserve, however, the annual contribution to this reserve may not exceed the greater of \$33,000 or 5% of the budget. Settled or compromised claims up to \$25,000 may be paid from the reserve without judicial approval.

(I.) (Continued)

Liability Reserve - According to General Municipal Law §1709(8)(c), must be used to pay for property loss and liability claims incurred. Separate funds for property loss and liability claims are required, and this reserve may not in total exceed 3% of the annual budget or \$15,000, whichever is greater.

Repair Reserve - According to General Municipal Law §6-d, must be used to pay the cost of repairs to capital improvements or equipment, which repairs are of a type not recurring annually. The Board of Education, without voter approval, may establish a repair reserve fund by a majority vote of its members. Voter approval is required to fund this reserve (Opinion of the New York State Comptroller 81-401). Expenditures from this reserve may be made only after a public hearing has been held, except in emergency situations. If no hearing is held, the amount expended must be repaid to the reserve fund over the next two subsequent fiscal years.

Retirement Contribution Reserve - According to General Municipal Law §6-r, must be used financing retirement contributions. The reserve must be accounted for separate and apart from all other funds and a detailed report of the operation and condition of the fund must be provided to the Board.

Tax Certiorari Reserve - According to General Municipal Law §3651.1-a, must be used to establish a reserve fund for tax certiorari claims and to expend from the fund without voter approval. The monies held in the reserve shall not exceed the amount which might reasonably be deemed necessary to meet anticipated judgments and claims arising out of tax certiorari proceedings. Any resources deposited to the reserve which are not expended for tax certiorari proceeding in the year such monies are deposited must be returned to the General Fund on or before the first day of the fourth fiscal year after deposit of these monies.

Unemployment Insurance Reserve - According to General Municipal Law §6-m, must be used to pay the cost of reimbursement to the State Unemployment Insurance Fund for payments made to claimants where the employer has elected to use the benefit reimbursement method. The reserve may be established by Board action and is funded by budgetary appropriations and such other funds as may be legally appropriated. Within sixty days after the end of any fiscal year, excess amounts may either be transferred to another reserve or the excess applied to the appropriations of the next succeeding fiscal year's budget. If the District elects to convert to tax (contribution) basis, excess resources in the fund over the sum sufficient to pay pending claims may be transferred to any other reserve fund.

Encumbrances - Encumbrance accounting, under which purchase orders, contracts and other commitments of expenditures are recorded for budgetary control purposes in order to reserve applicable appropriations, is employed as a control in preventing over-expenditure of established appropriations. Open encumbrances are reported as restricted fund balance in all funds other than the General Fund and the School Lunch Fund, since they do not constitute expenditures or liabilities and will be honored through budget appropriations in the subsequent year.

(I.) (Continued)

Restricted fund balances include the following:

	<u>Total</u>
<u>General Fund -</u>	
Unemployment Costs	\$ 254,137
Retirement Contribution	1,482,687
Teachers' Retirement Contribution	150,000
Insurance	292,231
Tax Certiorari	310,619
Repair	507,298
Liability	191,341
Capital Reserves	3,055,694
Employee Benefit Accrued Liability	571,328
<u>Capital Fund -</u>	
2020-21 Bus Purchase	125,000
2018-19 Capital Outlay	967
2019-20 Capital Outlay	3,603
<u>Debt Service Fund -</u>	
Debt Service	542,942
Total Restricted Fund Balance	<u><u>\$ 7,487,847</u></u>

The District appropriated and/or budgeted funds from the following reserves for the 2020-21 budget:

	<u>Total</u>
Retirement Contribution	\$ 200,000
Debt	100,000
Liability	100,000
Employee Benefit Accrued Liability	35,000
Total	<u><u>\$ 435,000</u></u>

c. **Committed** - Includes amounts that can only be used for the specific purposes pursuant to constraints imposed by formal action of the school districts highest level of decision making authority, i.e., the Board of Education. The District has no committed fund balances as of June 30, 2020.

d. **Assigned Fund Balance** – Includes amounts that are constrained by the District’s intent to be used for specific purposes, but are neither restricted nor committed. All encumbrances of the General Fund are classified as assigned fund balance. Encumbrances represent purchase commitments made by the District’s purchasing agent through their authorization of a purchase order prior to year end. The District assignment is based on the functional level of expenditures.

(I.) (Continued)

Management has determined significant encumbrances for the General Fund to be \$37,000, and the Capital Projects Fund to be \$16,000. The District reports the following significant encumbrances:

<u>General Fund -</u>	
Central Services	\$ 158,861
Programs for Children with Handicapping Conditions	201,680
Instructional Media	152,742
Total General Fund Significant Encumbrances	<u><u>\$ 513,283</u></u>
<u>Capital Projects Fund -</u>	
Capital Outlay	<u><u>\$ 393,373</u></u>

Assigned fund balances include the following:

	<u>Total</u>
General Fund - Encumbrances	\$ 625,021
General Fund - Appropriated for Taxes	150,000
School Lunch Fund - Year End Equity	101,220
Total Assigned Fund Balance	<u><u>\$ 876,241</u></u>

e. **Unassigned Fund Balance** – Includes all other general fund amounts that do not meet the definition of the above four classifications and are deemed to be available for general use by the school district and could report a surplus or deficit. In funds other than the general fund, the unassigned classification is used to report a deficit fund balance resulting from overspending for specific purposes for which amounts had been restricted or assigned.

NYS Real Property Tax Law 1318 limits the amount of unexpended surplus funds a school district can retain to no more than 4% of the District's budget for the general fund for the ensuing fiscal year. Nonspendable and restricted fund balance of the general fund are excluded from the 4% limitation. Amounts appropriated for the subsequent year and encumbrances are also excluded from the 4% limitation.

3. Order of Use of Fund Balance

The District's policy is to apply expenditures against nonspendable fund balance, restricted fund balance, committed fund balance, assigned fund balance, and unassigned fund balance at the end of the fiscal year. For all funds, nonspendable fund balances are determined first and then restricted fund balances for specific purposes are determined. Any remaining fund balance amounts for funds other than the general fund are classified as restricted fund balance. In the general fund, the remaining amounts are reported as unassigned. Assignments of fund balance cannot cause a negative unassigned fund balance.

(I.) (Continued)

T. New Accounting Standards

The District has adopted all current Statements of the Governmental Accounting Standards Board (GASB) that are applicable. At June 30, 2020, the District implemented the following new standards issued by GASB:

GASB has issued Statement 92, Omnibus 2020, Paragraphs 1-11a, and 12.

GASB has issued Statement No. 95, Postponement of the Effective Dates for Certain Authoritative Guidance.

U. Future Changes in Accounting Standards

GASB has issued Statement 84, Fiduciary Activities, which will effective for the periods beginning after December 15, 2019.

GASB has issued Statement 87, Leases, which will be effective for the periods beginning after December 15, 2019.

GASB has issued Statement 89, Accounting for Interest Cost Incurred before the End of a Construction Period, which will be effective for reporting periods beginning after December 15, 2020.

GASB has issued Statement No. 90, Majority Equity Interests, an amendment of GASB Statements No. 14 and No. 61, which will be effective for reporting periods beginning after December 15, 2019.

GASB has issued Statement No. 91, Conduit Debt Obligations, which will be effective for reporting periods beginning after December 15, 2021.

GASB has issued Statement No. 92, Omnibus 2020, Paragraphs 6, 7, 8, 9, 10, 12, which will be effective for reporting periods beginning after June 15, 2021.

GASB has issued Statement No. 93, Replacement of Interbank Offered Rates, Paragraphs 1-11a, and 12, which will be effective for reporting periods beginning after June 15, 2020.

GASB has issued Statement No. 93, Replacement of Interbank Offered Rates, Paragraphs 13 and 14, which will be effective for reporting periods beginning after June 15, 2021.

GASB has issued Statement No. 93, Replacement of Interbank Offered Rates, Paragraphs 11b, which will be effective for reporting periods beginning after December 15, 2021.

GASB has issued Statement No. 94, Public-Private and Public-Public Partnerships and Availability Payment Arrangements, which will be effective for reporting periods beginning after June 15, 2022.

The District will evaluate the impact each of these pronouncements may have on its financial statements and will implement them as applicable and when material.

II. Stewardship, Compliance and Accountability

By its nature as a local government unit, the District is subject to various federal, state and local laws and contractual regulations. An analysis of the District's compliance with significant laws and regulations and demonstration of its stewardship over District resources follows.

A. Budgets

The District administration prepares a proposed budget for approval by the Board of Education for the General Fund.

The voters of the District approved the proposed appropriation budget.

Appropriations established by adoption of the budget constitute a limitation on expenditures (and encumbrances) which may be incurred. Appropriations lapse at the end of the fiscal year unless expended or encumbered. Encumbrances will lapse if not expended in the subsequent year. Appropriations authorized for the current year are increased by the planned use of specific reserves, and budget amendments approved by the Board of Education as a result of selected new revenue sources not included in the original budget (when permitted by law). These supplemental appropriations may occur subject to legal restriction, if the Board approves them because of a need which exists which was not determined at the time the budget was adopted. During the year, the budget was increased \$233,900 for Equipment/Instructional needs, \$125,000 for Bus Reserve transfer to Capital, and \$797,835 for carryover encumbrances.

Budgets are adopted annually on a basis consistent with GAAP. Appropriations authorized for the year are increased by the amount of encumbrances carried forward from the prior year.

Budgets are established and used for individual capital projects fund expenditures as approved by a special referendum of the District's voters. The maximum project amount authorized is based primarily upon the cost of the project, plus any requirements for external borrowings, not annual appropriations. These budgets do not lapse and are carried over to subsequent fiscal years until the completion of the projects.

B. Encumbrances

Encumbrance accounting is used for budget control and monitoring purposes and is reported as a part of the governmental funds. Under this method, purchase orders, contracts, and other commitments for the expenditure of monies are recorded to reserve applicable appropriations. Outstanding encumbrances as of year-end are presented as reservations of fund balance and do not represent expenditures or liabilities. These commitments will be honored in the subsequent period. Related expenditures are recognized at that time, as the liability is incurred or the commitment is paid.

C. Deficit Fund Balance – Capital Projects Fund

The Capital Projects Fund had a deficit unassigned fund balance of \$9,752,000 at June 30, 2020, which is a result of bond anticipation notes which are used as a temporary means of financing capital projects. These proceeds are not recognized as revenue but merely serve to provide cash to meet expenditures. This results in the creation of a fund deficit which will remain until the notes are replaced by permanent financing (i.e., bonds, grants-in-aid, or redemption from current appropriations).

III. Cash and Cash Equivalents

Credit risk: In compliance with the State Law, District investments are limited to obligations of the United States of America, obligations guaranteed by agencies of the United States of America where the payment of principal and interest are guaranteed by the United States of America, obligations of the State, time deposit accounts and certificates of deposit issued by a bank or trust company located in, and authorized to do business in, the State, and obligations issued by other municipalities and authorities within the State.

Concentration of Credit risk: To promote competition in rates and service cost, and to limit the risk of institutional failure, District deposits and investments are placed with multiple institutions. The District's investment policy limits the amounts that may be deposited with any one financial institution.

Interest rate risk: The District has an investment policy that limits investment maturities as a means of managing its exposure to fair value losses arising from rising interest rates

The District's aggregate bank balances (disclosed in the financial statements), included balances not covered by depository insurance at year end, collateralized as follows:

Uncollateralized	\$	-
Collateralized within Trust Department or Agent		11,867,627
Total		<u><u>\$ 11,867,627</u></u>

Restricted cash represents cash where use is limited by legal requirements. These assets represent amounts required by statute to be reserved for various purposes. Restricted cash as of year-end includes \$7,487,847 within the governmental funds and \$173,233 in the fiduciary funds.

IV. Investments

Investments in marketable securities with readily determinable fair values and all investments in debt securities are reported at their fair value in the Williamson Central School District financial statements.

The District values investments in securities listed on a national securities exchange or reported on the NASDAQ national market at their last sales price as of the last business day of the year. All investments are managed by Rochester Area Community Foundation (RACF).

	Fair Value
<u>June 30, 2020</u>	<u>Prices</u>
The Rochester Area Community Foundation Pooled Investments	<u><u>\$ 723,174</u></u>

V. Receivables

Receivables at June 30, 2020 for individual major funds and nonmajor funds, including the applicable allowances for uncollectible accounts, are as follows:

<u>Description</u>	<u>Governmental Activities</u>				<u>Total</u>
	<u>General Fund</u>	<u>Special Aid Fund</u>	<u>Capital Projects Fund</u>	<u>School Lunch Fund</u>	
Accounts Receivable	\$ 107,919	\$ -	\$ -	\$ -	\$ 107,919
Due From State and Federal	199,437	507,209	14,153	15,333	736,132
Due From Other Governments	505,303	-	-	-	505,303
Allowance for Uncollectible Uncollectible Accounts	(41,175)	-	-	-	(41,175)
Total Receivables	\$ 771,484	\$ 507,209	\$ 14,153	\$ 15,333	\$ 1,308,179

VI. Interfund Receivables, Payables, Revenues and Expenditures

Interfund Receivables, Payables, Revenues and Expenditures at June 30, 2020 were as follows:

	<u>Interfund</u>			
	<u>Receivables</u>	<u>Payables</u>	<u>Revenues</u>	<u>Expenditures</u>
General Fund	\$ 415,503	\$ 209,036	\$ 94,258	\$ 337,050
Special Aid Fund	-	478,852	30,050	-
School Lunch Fund	-	78,212	82,000	-
Debt Service Fund	1	-	-	-
Capital Projects Fund	350,596	-	225,000	94,258
Total	\$ 766,100	\$ 766,100	\$ 431,308	\$ 431,308

Interfund receivables and payables between governmental activities are eliminated on the Statement of Net Position. The District typically loans resources between funds for the purpose of mitigating the effects of transient cash flow issues. All interfund payables are not necessarily expected to be repaid within one year.

Transfers are used to finance certain special aid programs, support capital project expenditures, school lunch programs and debt service expenditures.

VII. Capital Assets

Capital asset balances and activity were as follows:

<u>Type</u>	<u>Balance 7/1/2019</u>	<u>Additions</u>	<u>Deletions</u>	<u>Balance 6/30/2020</u>
Governmental Activities:				
<u>Capital Assets that are not Depreciated -</u>				
Land	\$ 116,862	\$ -	\$ -	\$ 116,862
Work in progress	3,188,468	8,471,802	14,152	11,646,118
<i>Total Nondepreciable</i>	<u>\$ 3,305,330</u>	<u>\$ 8,471,802</u>	<u>\$ 14,152</u>	<u>\$ 11,762,980</u>
<u>Capital Assets that are Depreciated -</u>				
Buildings and Improvements	\$ 45,445,066	\$ -	\$ -	\$ 45,445,066
Machinery and equipment	4,390,851	486,420	257,144	4,620,127
<i>Total Depreciated Assets</i>	<u>\$ 49,835,917</u>	<u>\$ 486,420</u>	<u>\$ 257,144</u>	<u>\$ 50,065,193</u>
<u>Less Accumulated Depreciation -</u>				
Buildings and Improvements	\$ 19,665,580	\$ 761,124	\$ -	\$ 20,426,704
Machinery and equipment	3,122,933	291,501	257,144	3,157,290
<i>Total Accumulated Depreciation</i>	<u>\$ 22,788,513</u>	<u>\$ 1,052,625</u>	<u>\$ 257,144</u>	<u>\$ 23,583,994</u>
<i>Total Capital Assets Depreciated, Net of Accumulated Depreciation</i>	<u>\$ 27,047,404</u>	<u>\$ (566,205)</u>	<u>\$ -</u>	<u>\$ 26,481,199</u>
Total Capital Assets	<u>\$ 30,352,734</u>	<u>\$ 7,905,597</u>	<u>\$ 14,152</u>	<u>\$ 38,244,179</u>

Depreciation expense for the period was charged to functions/programs as follows:

<u>Governmental Activities:</u>	
General Government Support	\$ 17,506
Instruction	720,653
Pupil Transportation	274,126
School Lunch	40,340
Total Depreciation Expense	<u>\$ 1,052,625</u>

VIII. Short-Term Debt

Transactions in short-term debt for the year are summarized below:

	<u>Original Amount</u>	<u>Maturity</u>	<u>Interest Rate</u>	<u>Balance 7/1/2019</u>	<u>Additions</u>	<u>Deletions</u>	<u>Balance 6/30/2020</u>
BAN-Buses	\$ 756,900	8/2/2019	2.28%	\$ 756,900	\$ -	\$ 756,900	\$ -
BAN-Buses	\$10,097,000	7/17/2020	2.00%	-	10,097,000	-	10,097,000
BAN-Buses	\$ 875,100	7/31/2020	3.00%	-	875,100	-	875,100
Total Short-Term Debt				<u>\$ 756,900</u>	<u>\$ 10,972,100</u>	<u>\$ 756,900</u>	<u>\$ 10,972,100</u>

A summary of the short-term interest expense for the year is as follows:

Interest Paid	\$ 17,257
Less: Interest Accrued in the Prior Year	(15,675)
Plus: Interest Accrued in the Current Year	216,396
Total Short-Term Interest Expense	<u>\$ 217,978</u>

IX. Long-Term Debt Obligations

Long-term liability balances and activity for the year are summarized below:

	<u>Balance 7/1/2019</u>	<u>Additions</u>	<u>Deletions</u>	<u>Balance 6/30/2020</u>	<u>Due Within One Year</u>
Governmental Activities:					
<u>Bonds and Notes Payable -</u>					
Serial Bonds	\$ 4,690,000	\$ -	\$ 1,245,000	\$ 3,445,000	\$ 1,285,000
Energy Performance Contracts	1,325,000	-	110,000	1,215,000	115,000
Total Bonds and Notes Payable	\$ 6,015,000	\$ -	\$ 1,355,000	\$ 4,660,000	\$ 1,400,000
<u>Other Liabilities -</u>					
Net Pension Liability	\$ 491,378	\$ 1,339,230	\$ -	\$ 1,830,608	\$ -
OPEB	7,416,436	1,100,533	-	8,516,969	-
Compensated Absences	896,774	-	1,852	894,922	215,362
Total Other Liabilities	\$ 8,804,588	\$ 2,439,763	\$ 1,852	\$ 11,242,499	\$ 215,362
Total Long-Term Obligations	\$ 14,819,588	\$ 2,439,763	\$ 1,356,852	\$ 15,902,499	\$ 1,615,362

The General Fund has typically been used to liquidate long-term liabilities such as compensated absences.

Existing serial and statutory bond obligations:

<u>Description</u>	<u>Original Amount</u>	<u>Issue Date</u>	<u>Final Maturity</u>	<u>Interest Rate</u>	<u>Amount Outstanding 6/30/2020</u>
<u>Serial Bonds -</u>					
Construction	\$ 3,260,000	2013	2021	2.0-2.5%	\$ 560,000
Refunded	\$ 3,255,000	2015	2024	1.0-3.0%	1,410,000
Construction	\$ 1,910,000	2015	2030	3.0-5.0%	1,475,000
Total Serial Bonds					<u>3,445,000</u>
<u>Energy Performance Contract -</u>					
Energy Performance Contract	\$ 1,812,106	2013	2028	2.95%	<u>\$ 1,215,000</u>

The following is a summary of debt service requirements:

<u>Year</u>	<u>Serial Bonds</u>		<u>Energy Performance Contract</u>	
	<u>Principal</u>	<u>Interest</u>	<u>Principal</u>	<u>Interest</u>
2021	\$ 1,285,000	\$ 103,321	\$ 115,000	\$ 35,843
2022	480,000	71,181	120,000	32,450
2023	420,000	57,831	125,000	28,910
2024	300,000	44,807	130,000	25,223
2025	145,000	33,807	135,000	21,387
2026-30	815,000	83,512	590,000	44,250
Total	<u>\$ 3,445,000</u>	<u>\$ 394,459</u>	<u>\$ 1,215,000</u>	<u>\$ 188,063</u>

In prior years, the District defeased certain general obligations and other bonds by placing the proceeds of new bonds in an irrevocable trust to provide for all future debt service payments on the old bonds. Accordingly, the trust account assets and the liability for the defeased bonds are not included in the District's financial statements. \$1,960,000 of bonds outstanding are considered defeased.

(IX.) (Continued)

Interest on long-term debt for June 30, 2020 was composed of:

Interest Paid	\$ 172,269
Less: Interest Accrued in the Prior Year	(21,006)
Plus: Interest Accrued in the Current Year	15,368
Total Long-Term Interest Expense	<u><u>\$ 166,631</u></u>

X. **Deferred Inflows/Outflows of Resources**

The following is a summary of the deferred inflows/outflows of resources:

	<u>Deferred Outflows</u>	<u>Deferred Inflows</u>
Pension	\$ 5,601,941	\$ 1,888,649
OPEB	1,675,087	96,895
Total	<u><u>\$ 7,277,028</u></u>	<u><u>\$ 1,985,544</u></u>

XI. **Pension Plans**

A. **General Information**

The District participates in the New York State Teacher's Retirement System (TRS) and the New York State and Local Employee's Retirement System (ERS). These are cost-sharing multiple employer public employee retirement systems. The Systems offer a wide range of plans and benefits, which are related to years of service and final average salary, vesting of retirement benefits, death, and disability.

B. **Provisions and Administration**

A 10 member Board of Trustees of the New York State Teachers' Retirement Board administers TRS. TRS provides benefits to plan members and beneficiaries as authorized by the Education Law and the New York State Retirement and Social Security Law (NYSRSSL). Membership is mandatory and automatic for all full-time teachers, teaching assistants, guidance counselors and administrators employed in New York Public Schools and BOCES who elected to participate in TRS. Once a public employer elects to participate in the system, the election is irrevocable. The New York State Constitution provides that pension membership is a contractual relationship and plan benefits cannot be diminished or impaired. Benefits can be changed for future members only by enactment of a State statute. TRS issues a publicly available financial report that contains financial statements and required supplementary information. The report may be obtained by writing to NYRS, 10 Corporate Woods Drive, Albany, New York 12211-2395 or by referring to the TRS Comprehensive Annual Financial report, which can be found on the System's website at www.nystrs.org.

(XI.) (Continued)

ERS provides retirement benefits as well as death and disability benefits. The net position of the System is held in the New York State Common Retirement Fund (the Fund), which was established to hold all net assets and record changes in plan net position allocated to the System. The Comptroller of the State of New York serves as the trustee of the Fund and is the administrative head of the System. NYSRSSL govern obligations of employers and employees to contribute, and benefits to employees. Once a public employer elects to participate in the System, the election is irrevocable. The New York State Constitution provides that pension membership is a contractual relationship and plan benefits cannot be diminished or impaired. Benefits can be changed for future members only by enactment of a State statute. The District also participates in the Public Employees' Group Life Insurance Plan (GLIP), which provides death benefits in the form of life insurance. The System is included in the State's financial report as a pension trust fund. ERS issues a publicly available financial report that includes financial statements and required supplementary information. That report may be obtained by writing to NYSERS, Office of the State Comptroller, 110 State Street, Albany, New York 12244 or by referring to the ERS Comprehensive Annual Report, which can be found at www.osc.state.ny.us/retire/publications/index.php.

C. Funding Policies

The Systems are noncontributory except for employees who joined after July 27, 1976, who contribute 3 percent of their salary for the first ten years of membership, and employees who joined on or after January 1, 2010 who generally contribute 3.0 to 3.5 percent of their salary for their entire length of service. In addition, employee contribution rates under ERS tier VI vary based on a sliding salary scale. For TRS, contribution rates are established annually by the New York State Teachers' Retirement Board pursuant to Article 11 of the Education Law. For ERS, the Comptroller annually certifies the actuarially determined rates expressly used in computing the employers' contributions for the ERS' fiscal year ended March 31. The District paid 100% of the required contributions as billed by the TRS and ERS for the current year

The District's share of the required contributions, based on covered payroll paid for the District's year ended June 30, 2020:

<u>Contributions</u>	<u>ERS</u>	<u>TRS</u>
2020	\$ 314,785	\$ 840,131

D. Pension Liabilities, Pension Expense, and Deferred Outflows of Resources and Deferred Inflows of Resources related to Pensions

At June 30, 2020, the District reported the following asset/(liability) for its proportionate share of the net pension asset /(liability) for each of the Systems. The net pension asset/(liability) was measured as of March 31, 2020 for ERS and June 30, 2019 for TRS. The total pension asset/(liability) used to calculate the net pension asset/(liability) was determined by an actuarial valuation. The District's proportion of the net pension asset/(liability) was based on a projection of the District's long-term share of contributions to the Systems relative to the projected contributions of all participating members, actuarially determined. This information was provided by the TRS and ERS Systems in reports provided to the District.

(XI.) (Continued)

	<u>ERS</u>	<u>TRS</u>
Measurement date	March 31, 2020	June 30, 2019
Net pension assets/(liability)	\$ (1,830,608)	\$ 1,327,761
District's portion of the Plan's total net pension asset/(liability)	0.00691%	0.05111%

For the year ended June 30, 2020, the District recognized pension expenses of \$669,864 for ERS and \$1,647,727 for TRS. At June 30, 2020 the District's reported deferred outflows of resources and deferred inflows of resources related to pensions from the following sources:

	<u>Deferred Outflows of Resources</u>		<u>Deferred Inflows of Resources</u>	
	<u>ERS</u>	<u>TRS</u>	<u>ERS</u>	<u>TRS</u>
Differences between expected and actual experience	\$ 107,739	\$ 899,790	\$ -	\$ 98,735
Changes of assumptions	36,860	2,508,319	31,828	611,599
Net difference between projected and actual earnings on pension plan investments	938,458	-	-	1,064,796
Changes in proportion and differences between the District's contributions and proportionate share of contributions	126,260	113,954	19,979	61,712
Subtotal	<u>\$ 1,209,317</u>	<u>\$ 3,522,063</u>	<u>\$ 51,807</u>	<u>\$ 1,836,842</u>
District's contributions subsequent to the measurement date	82,430	788,131	-	-
Grand Total	<u><u>\$ 1,291,747</u></u>	<u><u>\$ 4,310,194</u></u>	<u><u>\$ 51,807</u></u>	<u><u>\$ 1,836,842</u></u>

District contributions subsequent to the measurement date which will be recognized as a reduction of the net pension liability in the year ended June 30, 2020. Other amounts reported as deferred outflows of resources and deferred inflows of resources related to pensions will be recognized in pension expense as follows:

<u>Year</u>	<u>ERS</u>	<u>TRS</u>
2020	\$ -	\$ 606,420
2021	219,285	43,837
2022	303,065	604,242
2023	353,746	409,300
2024	281,414	59,491
Thereafter		(38,069)
Total	<u><u>\$ 1,157,510</u></u>	<u><u>\$ 1,685,221</u></u>

(XI.) (Continued)

E. Actuarial Assumptions

The total pension liability as of the measurement date was determined by using an actuarial valuation as noted in the table below, with update procedures used to roll forward the total pension liability to the measurement date. The actuarial valuations used the following actuarial assumptions:

	<u>ERS</u>	<u>TRS</u>
Measurement date	March 31, 2020	June 30, 2019
Actuarial valuation date	April 1, 2019	June 30, 2018
Interest rate	6.80%	7.10%
Salary scale	4.20%	4.72%-1.90%
Decrement tables	April 1, 2010- March 31, 2015 System's Experience	July 1, 2009- June 30, 2014 System's Experience
Inflation rate	2.50%	2.20%
COLA's	1.30%	1.30%

For ERS, annuitant mortality rates are based on April 1, 2010 – March 31, 2015 System experience with adjustments for mortality improvements based on the Society of Actuaries' Scale MP-2018. For TRS, annuitant mortality rates are based on plan member experience adjustments for mortality improvements based on Society of Actuaries Scale MP-2018.

The long term rate of return on pension plan investments was determined using a building block method in which best estimate ranges of expected future real rates of return (expected returns net of investment expense and inflation) are developed for each major asset class. These ranges are combined to produce the long term expected rate of return by weighting the expected future real rates of return by the target asset allocation percentage and by adding expected inflation. Best estimates of the arithmetic real rates of return for each major asset class included in the target asset allocation as of March 31, 2020 are summarized as follows:

(XI.) (Continued)

Long Term Expected Rate of Return		
	<u>ERS</u>	<u>TRS</u>
Measurement date	March 31, 2020	June 30, 2019
<u>Asset Type -</u>		
Domestic equity	4.05%	6.30%
International equity	6.15%	7.80%
Global equity	0.00%	7.20%
Private equity	6.75%	9.90%
Real estate	4.95%	4.60%
Absolute return strategies *	3.25%	0.00%
Opportunistic portfolios	4.65%	0.00%
Real assets	5.95%	0.00%
Bonds and mortgages	0.75%	0.00%
Cash	0.00%	0.00%
Inflation-indexed bonds	0.50%	0.00%
Private debt	0.00%	6.50%
Real estate debt	0.00%	2.90%
High-yield fixed income securities	0.00%	3.60%
Domestic fixed income securities	0.00%	1.30%
Global fixed income securities	0.00%	0.90%
Short-term	0.00%	0.30%

The real rate of return is net of the long-term inflation assumption of 2.5% for ERS and 2.2% for TRS.

* Excludes equity-oriented long-only funds. For investment management purposes, these funds are included in domestic equity and international equity.

F. Discount Rate

The discount rate used to calculate the total pension liability was 6.8% for ERS and 7.10% for TRS. The projection of cash flows used to determine the discount rate assumes that contributions from plan members will be made at the current contribution rates and that contributions from employers will be made at statutorily required rates, actuarially. Based upon the assumptions, the Systems' fiduciary net position was projected to be available to make all projected future benefit payments of current plan members. Therefore, the long term expected rate of return on pension plan investments was applied to all periods of projected benefit payments to determine the total pension liability.

G. Sensitivity of the Net Pension Liability to the Discount Rate Assumption

The following presents the District's proportionate share of the net pension liability calculated using the discount rate of 6.80% for ERS and 7.10% for TRS, as well as what the District's proportionate share of the net pension asset/(liability) would be if it were calculated using a discount rate that is 1-percentagepoint lower (5.80% for ERS and 6.10% for TRS) or 1-percentage-point higher (7.80% for ERS and 8.10% for TRS) than the current assumption :

(XI.) (Continued)

<u>ERS</u>	1% Decrease <u>(5.80%)</u>	Current Assumption <u>(6.80%)</u>	1% Increase <u>(7.80%)</u>
Employer's proportionate share of the net pension asset (liability)	\$ (3,359,682)	\$ (1,830,608)	\$ (422,324)

<u>TRS</u>	1% Decrease <u>(6.10%)</u>	Current Assumption <u>(7.10%)</u>	1% Increase <u>(8.10%)</u>
Employer's proportionate share of the net pension asset (liability)	\$ (5,993,376)	\$ 1,327,761	\$ 7,469,370

H. Pension Plan Fiduciary Net Position

The components of the current year net pension asset/(liability) of the employers as of the respective valuation dates, were as follows:

	(In Thousands)	
	<u>ERS</u>	<u>TRS</u>
Measurement date	March 31, 2020	June 30, 2019
Employers' total pension liability	\$ 194,596,261	\$ 119,879,474
Plan net position	168,115,682	122,477,481
Employers' net pension asset/(liability)	<u>\$ (26,480,579)</u>	<u>\$ (2,598,007)</u>
Ratio of plan net position to the employers' total pension asset/(liability)	86.39%	102.20%

I. Payables to the Pension Plan

For ERS, employer contributions are paid annually based on the System's fiscal year which ends on March 31st. Accrued retirement contributions as of June 30, 2020 represent the projected employer contribution for the period of April 1, 2020 through June 30, 2020 based on paid ERS wages multiplied by the employer's contribution rate, by tier. Accrued retirement contributions as of June 30, 2020 amounted to \$82,430.

For TRS, employer and employee contributions for the fiscal year ended June 30, 2020 are paid to the System in September, October and November 2020 through a state aid intercept. Accrued retirement contributions as of June 30, 2020 represent employee and employer contributions for the fiscal year ended June 30, 2020 based on paid TRS wages multiplied by the employer's contribution rate, by tier and employee contributions for the fiscal year as reported to the TRS System. Accrued retirement contributions as of June 30, 2020 amounted to \$840,131.

XII. Postemployment Benefits

A. General Information About the OPEB Plan

Plan Description – The District’s defined benefit OPEB plan, provides OPEB for all permanent full-time general and public safety employees of the District. The plan is a single-employer defined benefit OPEB plan administered by the District. Article 11 of the State Compiled Statutes grants the authority to establish and amend the benefit terms and financing requirements to the District Board. No assets are accumulated in a trust that meets the criteria in paragraph 4 of Statement 75.

Benefits Provided – The District provides healthcare and life insurance benefits for retirees and their dependents. The benefit terms are dependent on which contract each employee falls under. The specifics of each contract are on file at the District offices and are available upon request.

Employees Covered by Benefit Terms – At June 30, 2020, the following employees were covered by the benefit terms:

Inactive employees or beneficiaries currently receiving benefit payments	\$	112
Active Employees		191
Total	\$	303

B. Total OPEB Liability

The District’s total OPEB liability of \$8,516,969 was measured as of June 30, 2020, and was determined by an actuarial valuation as of that date.

Actuarial Assumptions and Other Inputs – The total OPEB liability in the June 30, 2020 actuarial valuation was determined using the following actuarial assumptions and other inputs, applied to all periods included in the measurement, unless otherwise specified:

Inflation	2.6 percent
Salary Increases	2.6 percent, average, including inflation
Discount Rate	2.21 percent
Healthcare Cost Trend Rates	6.1 percent decreasing to an ultimate rate of 4.1 percent over 57 years
Retirees' Share of Benefit-Related Costs	various percent of projected health insurance premiums for retirees

Mortality rates were based on the MP-2018 Total Dataset Mortality Table, as appropriate, with adjustments for mortality improvements based on Scale AA.

(XII.) (Continued)

C. **Changes in the Total OPEB Liability**

Balance at June 30, 2019	<u>\$ 7,416,436</u>
<u>Changes for the Year -</u>	
Service cost	\$ 296,500
Interest	262,532
Changes in assumptions or other inputs	969,236
Benefit payments	<u>(427,735)</u>
Net Changes	<u>\$ 1,100,533</u>
Balance at June 30, 2020	<u>\$ 8,516,969</u>

Sensitivity of the Total OPEB Liability to Changes in the Discount Rate – The following presents the total OPEB liability of the District, as well as what the District’s total OPEB liability would be if it were calculated using a discount rate that is 1-percentage-point lower (1.21 percent) or 1-percentage-point higher (3.21 percent) than the current discount rate:

	1% Decrease	Discount Rate	1% Increase
	<u>(1.21%)</u>	<u>(2.21%)</u>	<u>(3.21%)</u>
Total OPEB Liability	\$ 9,461,170	\$ 8,516,969	\$ 7,690,690

Sensitivity of the Total OPEB Liability to Changes in the Healthcare Cost Trend Rates – The following presents the total OPEB liability of the District, as well as what the District’s total OPEB liability would be if it were calculated using healthcare cost trend rates that are 1-percentage-point lower (3.1 percent) or 1-percentage-point higher (5.1 percent) than the current healthcare cost trend rate:

	1% Decrease	Healthcare Cost Trend Rates	1% Increase
	<u>(5.1%</u>	<u>(6.1 %</u>	<u>(7.1%</u>
	<u>Decreasing</u>	<u>Decreasing</u>	<u>Decreasing</u>
	<u>to 3.1%)</u>	<u>to 4.1%)</u>	<u>to 5.1%)</u>
Total OPEB Liability	\$ 7,286,911	\$ 8,516,969	\$ 10,032,837

D. **OPEB Expense and Deferred Outflows of Resources and Deferred Inflows of Resources Related to OPEB**

For the year ended June 30, 2020, the District recognized OPEB expense of \$811,686. At June 30, 2020, the District reported deferred outflows of resources and deferred inflows of resources related to OPEB from the following sources:

	<u>Deferred Outflows of Resources</u>	<u>Deferred Inflows of Resources</u>
Differences between expected and actual experience	\$ 293,628	\$ (96,895)
Changes of assumptions	1,381,459	-
Total	<u>\$ 1,675,087</u>	<u>\$ (96,895)</u>

(XII.) (Continued)

Amounts reported as deferred outflows of resources and deferred inflows of resources related to OPEB will be recognized in OPEB expense as follows:

<u>Year</u>	
2021	\$ 252,654
2022	252,654
2023	252,654
2024	252,654
2025	252,654
Thereafter	314,922
Total	<u><u>\$ 1,578,192</u></u>

XIII. Risk Management

A. General Information

The District is exposed to various risks of loss related to injuries to employees, theft, damages, natural disasters, etc. These risks are covered by commercial insurance purchased from independent third parties. Settled claims from these risks have not exceeded commercial insurance coverage for the past two years.

B. Workers' Compensation

The District incurs costs related to the Wayne-Finger Lakes Area School Workers' Compensation Plan (Plan) sponsored by the Board of Cooperative Educational Services, of Ontario, Seneca, Yates, Cayuga and Wayne Counties and its component districts. The Plan's objectives are to furnish workers' compensation benefits to participating districts at a significant cost savings. Membership in the Plan may be offered to any component district of the Ontario, Seneca, Yates, Cayuga and Wayne Counties BOCES with the approval of the Board of Directors. Voluntary withdrawal from the Plan may be effective only once annually on the last day of the Plan year as may be established by the Board of Directors. Notice of the Intention to Withdraw must be given in writing to the Chairman of the Board of Directors and the Treasurer not less than one year prior to the end of the Plan year.

Plan membership is currently comprised of Wayne-Finger Lakes BOCES and twenty-two districts. If a surplus of participants' assessments exists after the close of a Plan year, the Board may retain from such surplus an amount sufficient to establish and maintain a claim contingency fund. Surplus funds in excess of the amount transferred to or included in such contingency fund shall be applied in reduction of the next annual assessment or to the billing of Plan participants. All monies paid to the Treasurer by participants shall be commingled and administered as a common fund. No refunds shall be made to a participant and no assessments shall be charged to a participant other than the annual assessment. However, if it appears to the Board of Directors that the liabilities of the Plan will exceed its cash assets, after taking into account any "excess insurance", the Board shall determine the amount needed to meet such deficiency and shall assess such amount against all participants pro-rata per enrollee.

The Plan purchases, on an annual basis, stop-loss insurance to limit its exposure for claims paid.

(XIII.) (Continued)

The Plan establishes a liability for both reported and unreported insured events, which includes estimates of both future payments of losses and related claim adjustment expenses. However, because actual claims costs depend on complex factors, the process used in computing claims liabilities does not necessarily result in an exact amount. Such claims are based on the ultimate cost of claims (including future claim adjustment expenses) that have been reported but not settled, and claims that have been incurred but not reported. Adjustments to claims liabilities are charged or credited to expenses in the periods in which they are made. During the year ended June 30, 2020, the Williamson Central School District incurred premiums or contribution expenditures totaling \$146,056.

The Plan is audited on an annual basis and is available at the BOCES administrative offices. The most recent audit available for the year ended June 30, 2019, revealed that the Plan is fully funded.

C. Unemployment

District employees are entitled to coverage under the New York State Unemployment Insurance Law. The District has elected to discharge its liability to the New York State Unemployment Insurance Fund (the Fund) by the benefit reimbursement method, a dollar-for-dollar reimbursement to the fund for benefits paid from the fund to former employees. The District has established a self-insurance fund to pay these claims. The claim and judgment expenditures of this program for the 2019-20 fiscal year totaled \$4,884. The balance of the fund at June 30, 2020 was \$254,137 and is recorded in the General Fund as an Unemployment Insurance Reserve. In addition, as of June 30, 2020, no loss contingencies existed or were considered probable or estimable for incurred but not reported claims payable.

XIV. Commitments and Contingencies

A. Litigation

There is no litigation pending against the District as of the balance sheet date.

B. Grants

The District has received grants, which are subject to audit by agencies of the State and Federal Governments. Such audits may result in disallowances and a request for a return of funds. Based on prior years' experience, the District's administration believes disallowances, if any, will be immaterial.

XV. Tax Abatement

The County of Wayne IDA, and the District enter into various property tax abatement programs for the purpose of Economic Development. As a result the District property tax revenue was reduced \$261,997. The District received payment in lieu of tax (PILOT) payment totaling \$239,315 to help offset the property tax reduction.

XVI. Subsequent Events

- A.** On August 13, 2020, the Division of the Budget (DOB) issued the FY 2021 First Quarterly State Budget Financial Plan Update which notes that, in the absence of Federal action since enactment of the FY 2021 budget, DOB began withholding 20 percent of most local aid payments in June, which includes 3609-a General Aid, , 3609-b Excess Cost Aid, 3609-d BOCES Aid payments, and that all or a portion of these withholds may be converted to permanent reductions, depending on the size and timing of new Federal aid, if any.

DOB's Updated Financial Plan includes \$8.2 billion in recurring local aid reductions, and states that the earliest DOB expects to transmit a detailed aid-to-localities reduction plan to the Legislature is late in the second quarter of the State's FY 2021, and that, in the absence of unrestricted Federal Aid, the DOB will continue to withhold a range of payments through the second quarter of FY 2021.

- B.** On July 16, 2020 the District issued a Bond Anticipation Note in the amount of \$10,097,000 at 1.25%. The District also issued another Bond Anticipation Note on July 30, 2020 in the amount of \$620,700 at an interest rate of .79%.

XVII. COVID-19

On January 30, 2020, the World Health Organization ("WHO") announced a global health emergency because of a new strain of coronavirus originating in Wuhan, China (the "COVID-19 outbreak") and the risks to the international community as the virus spreads globally beyond its point of origin. In March 2020, the WHO classified the COVID-19 outbreak as a pandemic, based on the rapid increase in exposure globally.

The outbreak and continuing effects of the COVID-19 health crisis in the State has had and is expected to have a significantly adverse effect on the State's financial condition. On April 25, 2020 the New York State Division of the Budget announced that the FY 2021 Enacted State Budget Financial Plan (the "Financial Plan") projects a \$13.3 billion shortfall, or 14%, in revenue from the Executive Budget Forecast released in January and estimates a \$61 billion decline through FY 2024 as a direct consequence of the COVID-19 pandemic. As a result, in the absence of Federal assistance, initial budget control actions outlined in the Financial Plan will reduce spending by \$10.1 billion from the Executive Budget. This represents a \$7.3 billion reduction in state spending from FY 2020 levels. The \$10.1 billion in spending reductions from the levels proposed in the Executive Budget include a \$8.2 billion reduction in "aid-to-localities", a broad spending category that includes funding for health care, K-12 schools, and higher education as well as support for local governments, public transit systems, and the State's not-for-profit partners. The dramatic decline in the State General Fund receipts is not a one-year problem. The Division of the Budget expects the reduced receipts to carry through each subsequent year of the four year Financial Plan, creating a total loss of \$60.5 billion through FY 2024 compared to the Executive Budget. According to the four year financial plan released by the State on May 8, 2020, as a result of the COVID-19 pandemic, State spending will be significantly reduced. Such reductions will include reductions to "aid to localities" which includes State aid to school districts, including the School District. Any significant reductions or delays in the payment of State aid could adversely affect the financial condition of school districts in the State.

Required Supplementary Information
WILLIAMSON CENTRAL SCHOOL DISTRICT, NEW YORK
Schedule of Changes in District's Total OPEB Liability and Related Ratio
(Unaudited)
For Year Ended June 30, 2020

TOTAL OPEB LIABILITY			
	<u>2020</u>	<u>2019</u>	<u>2018</u>
Service cost	\$ 296,500	\$ 294,078	\$ 271,014
Interest	262,532	190,250	190,152
Differences between expected and actual experiences	-	388,346	(130,696)
Changes of assumptions or other inputs	969,236	716,116	(265,151)
Benefit payments	(427,735)	(436,683)	-
Net Change in Total OPEB Liability	\$ 1,100,533	\$ 1,152,107	\$ 65,319
Total OPEB Liability - Beginning	\$ 7,416,436	\$ 6,264,329	\$ 6,199,010
Total OPEB Liability - Ending	\$ 8,516,969	\$ 7,416,436	\$ 6,264,329
Covered Employee Payroll	\$ 8,968,201	\$ 8,968,201	\$ 11,139,417
Total OPEB Liability as a Percentage of Covered Employee Payroll	94.97%	82.70%	56.24%

10 years of historical information is not available, and will be added each year subsequent to the year of implementation until 10 years of historical data is present.

Required Supplementary Information
WILLIAMSON CENTRAL SCHOOL DISTRICT, NEW YORK
Schedule of the District's Proportionate Share of the Net Pension Liability
(Unaudited)
For Year Ended June 30, 2020

NYSERS Pension Plan						
	<u>2020</u>	<u>2019</u>	<u>2018</u>	<u>2017</u>	<u>2016</u>	<u>2015</u>
Proportion of the net pension liability (assets)	0.0069%	0.0069%	0.0073%	0.0600%	0.0070%	0.008%
Proportionate share of the net pension liability (assets)	\$ 1,830,608	\$ 491,378	\$ 234,567	\$ 563,327	\$ 1,119,899	\$ 262,695
Covered-employee payroll	\$ 2,278,432	\$ 2,245,961	\$ 2,257,037	\$ 1,937,036	\$ 2,128,402	\$ 2,286,172
Proportionate share of the net pension liability (assets) as a percentage of its covered-employee payroll	80.345%	21.878%	10.393%	29.082%	52.617%	11.49%
Plan fiduciary net position as a percentage of the total pension liability	86.39%	96.27%	98.24%	94.70%	90.70%	97.90%

NYSTRS Pension Plan						
	<u>2020</u>	<u>2019</u>	<u>2018</u>	<u>2017</u>	<u>2016</u>	<u>2015</u>
Proportion of the net pension liability (assets)	0.051111%	0.05158%	0.051832%	0.050911%	0.050119%	0.054170%
Proportionate share of the net pension liability (assets)	\$ (1,327,761)	\$ (932,782)	\$ (393,977)	\$ 545,282	\$ (5,205,756)	\$ (6,034,198)
Covered-employee payroll	\$ 8,895,383	\$ 8,740,923	\$ 8,523,892	\$ 8,333,828	\$ 7,992,496	\$ 8,001,749
Proportionate share of the net pension liability (assets) as a percentage of its covered-employee payroll	-14.926%	-10.671%	-4.622%	6.543%	-65.133%	-75.41%
Plan fiduciary net position as a percentage of the total pension liability	102.20%	101.53%	100.66%	99.01%	110.46%	111.48%

10 years of historical information is not available, and will be added each year subsequent to the year of implementation until 10 years of historical data is present.

Required Supplementary Information
WILLIAMSON CENTRAL SCHOOL DISTRICT, NEW YORK
Schedule of District Contributions
(Unaudited)
For Year Ended June 30, 2020

NYSERS Pension Plan						
	<u>2020</u>	<u>2019</u>	<u>2018</u>	<u>2017</u>	<u>2016</u>	<u>2015</u>
Contractually required contributions	\$ 314,785	\$ 321,362	\$ 339,026	\$ 293,958	\$ 351,733	\$ 419,456
Contributions in relation to the contractually required contribution	<u>(314,785)</u>	<u>(321,362)</u>	<u>(339,026)</u>	<u>(293,958)</u>	<u>(351,733)</u>	<u>(419,456)</u>
Contribution deficiency (excess)	<u>\$ -</u>	<u>\$ -</u>	<u>\$ -</u>	<u>\$ -</u>	<u>\$ -</u>	<u>\$ -</u>
Covered-employee payroll	\$ 2,278,432	\$ 2,245,961	\$ 2,257,037	\$ 1,937,036	\$ 2,128,402	\$ 2,286,172
Contributions as a percentage of covered-employee payroll	13.82%	14.31%	15.02%	15.18%	16.53%	18.35%
NYSTRS Pension Plan						
	<u>2020</u>	<u>2019</u>	<u>2018</u>	<u>2017</u>	<u>2016</u>	<u>2015</u>
Contractually required contributions	\$ 840,131	\$ 966,603	\$ 884,531	\$ 1,028,460	\$ 1,100,029	\$ 1,444,440
Contributions in relation to the contractually required contribution	<u>(840,131)</u>	<u>(966,603)</u>	<u>(884,531)</u>	<u>(1,028,460)</u>	<u>(1,100,029)</u>	<u>(1,444,440)</u>
Contribution deficiency (excess)	<u>\$ -</u>	<u>\$ -</u>	<u>\$ -</u>	<u>\$ -</u>	<u>\$ -</u>	<u>\$ -</u>
Covered-employee payroll	\$ 8,895,383	\$ 8,740,923	\$ 8,523,892	\$ 8,333,828	\$ 7,992,496	\$ 8,001,749
Contributions as a percentage of covered-employee payroll	9.44%	11.06%	10.38%	12.34%	13.76%	18.05%

10 years of historical information is not available, and will be added each year subsequent to the year of implementation until 10 years of historical data is present.

Required Supplementary Information
WILLIAMSON CENTRAL SCHOOL DISTRICT, NEW YORK
Schedule of Revenues, Expenditures and Changes in Fund Balance -
Budget (Non-GAAP Basis) and Actual - General Fund
(Unaudited)
For Year Ended June 30, 2020

	<u>Original</u> <u>Budget</u>	<u>Amended</u> <u>Budget</u>	<u>Current</u> <u>Year's</u> <u>Revenues</u>	<u>Over (Under)</u> <u>Revised</u> <u>Budget</u>
REVENUES				
Local Sources -				
Real property taxes	\$ 10,578,335	\$ 8,948,632	\$ 8,948,632	\$ -
Real property tax items	247,169	1,876,872	1,889,202	12,330
Non-property taxes	385,000	385,000	396,701	11,701
Charges for services	258,000	258,000	325,015	67,015
Use of money and property	95,000	95,000	173,622	78,622
Sale of property and compensation for loss	-	-	7,586	7,586
Miscellaneous	65,000	71,200	219,995	148,795
State Sources -				
Basic formula	9,450,000	9,450,000	9,002,247	(447,753)
Lottery aid	1,534,000	1,534,000	1,846,768	312,768
BOCES	1,100,000	1,100,000	1,124,280	24,280
Textbooks	60,000	60,000	61,279	1,279
All Other Aid -				
Computer software	35,000	35,000	34,599	(401)
Library loan	6,000	6,000	6,493	493
Other aid	15,000	15,000	40,293	25,293
Federal Sources	<u>50,000</u>	<u>50,000</u>	<u>42,734</u>	<u>(7,266)</u>
TOTAL REVENUES	<u>\$ 23,878,504</u>	<u>\$ 23,884,704</u>	<u>\$ 24,119,446</u>	<u>\$ 234,742</u>
Other Sources -				
Transfer - in	<u>\$ 100,000</u>	<u>\$ 100,000</u>	<u>\$ 94,258</u>	<u>\$ (5,742)</u>
TOTAL REVENUES AND OTHER SOURCES	<u>\$ 23,978,504</u>	<u>\$ 23,984,704</u>	<u>\$ 24,213,704</u>	<u>\$ 229,000</u>
Appropriated reserves	<u>\$ 235,000</u>	<u>\$ 360,000</u>		
Appropriated fund balance	<u>\$ 150,000</u>	<u>\$ 377,700</u>		
Prior year encumbrances	<u>\$ 797,835</u>	<u>\$ 797,835</u>		
TOTAL REVENUES AND APPROPRIATED RESERVES/ FUND BALANCE	<u>\$ 25,161,339</u>	<u>\$ 25,520,239</u>		

Required Supplementary Information
WILLIAMSON CENTRAL SCHOOL DISTRICT, NEW YORK
Schedule of Revenues, Expenditures and Changes in Fund Balance -
Budget (Non-GAAP Basis) and Actual - General Fund
(Unaudited)
For Year Ended June 30, 2020

	<u>Original</u> <u>Budget</u>	<u>Amended</u> <u>Budget</u>	<u>Current</u> <u>Year's</u> <u>Expenditures</u>	<u>Encumbrances</u>	<u>Unencumbered</u> <u>Balances</u>
EXPENDITURES					
General Support -					
Board of education	\$ 20,214	\$ 36,799	\$ 31,149	\$ -	\$ 5,650
Central administration	240,204	238,163	217,447	3,048	17,668
Finance	302,867	305,465	285,146	2,148	18,171
Staff	129,117	143,627	134,289	-	9,338
Central services	2,056,031	2,043,812	1,745,493	158,861	139,458
Special items	227,027	291,508	289,535	773	1,200
Instructional -					
Instruction, administration and improvement	1,070,840	1,050,276	982,301	6,373	61,602
Teaching - regular school	5,688,720	5,661,391	5,612,240	16,744	32,407
Programs for children with handicapping conditions	3,089,121	3,305,315	2,907,838	201,680	195,797
Occupational education	538,125	579,829	579,829	-	-
Teaching - special schools	141,925	145,373	139,417	-	5,956
Instructional media	1,236,624	1,363,422	1,185,991	152,742	24,689
Pupil services	1,303,139	1,296,117	1,173,731	12,867	109,519
Pupil Transportation	1,236,941	1,412,275	1,160,378	26,570	225,327
Community Services	168,869	200,869	139,070	9,335	52,464
Employee Benefits	5,844,498	5,371,921	4,924,672	33,880	413,369
Debt service - principal	1,547,300	1,547,300	1,547,300	-	-
Debt service - interest	189,527	189,527	189,526	-	1
TOTAL EXPENDITURES	<u>\$ 25,031,089</u>	<u>\$ 25,182,989</u>	<u>\$ 23,245,352</u>	<u>\$ 625,021</u>	<u>\$ 1,312,616</u>
Other Uses -					
Transfers - out	\$ 130,250	\$ 337,250	\$ 337,050	\$ -	\$ 200
TOTAL EXPENDITURES AND OTHER USES	<u>\$ 25,161,339</u>	<u>\$ 25,520,239</u>	<u>\$ 23,582,402</u>	<u>\$ 625,021</u>	<u>\$ 1,312,816</u>
NET CHANGE IN FUND BALANCE	\$ -	\$ -	\$ 631,302		
FUND BALANCE, BEGINNING OF YEAR	<u>7,963,508</u>	<u>7,963,508</u>	<u>7,963,508</u>		
FUND BALANCE, END OF YEAR	<u>\$ 7,963,508</u>	<u>\$ 7,963,508</u>	<u>\$ 8,594,810</u>		

Note to Required Supplementary Information:

A reconciliation is not necessary since encumbrances are presented in a separate column on this schedule.

Supplementary Information
WILLIAMSON CENTRAL SCHOOL DISTRICT, NEW YORK
Schedule of Change From Adopted Budget To Final Budget
And The Real Property Tax Limit
For Year Ended June 30, 2020

CHANGE FROM ADOPTED BUDGET TO FINAL BUDGET:

Adopted budget		\$ 24,363,504
Prior year's encumbrances		797,835
		25,161,339
Original Budget		\$ 25,161,339
Budget revisions -		
Equipment/Instructional Needs		233,900
Bus Reserve Transfer to Capital		125,000
		25,520,239
FINAL BUDGET		<u><u>\$ 25,520,239</u></u>

SECTION 1318 OF REAL PROPERTY TAX LAW LIMIT CALCULATION:

2020-21 voter approved expenditure budget		\$ 24,630,729
<u>Unrestricted fund balance:</u>		
Assigned fund balance	\$ 775,021	
Unassigned fund balance	966,403	
Total Unrestricted fund balance	\$ 1,741,424	
<u>Less adjustments:</u>		
Appropriated fund balance	\$ 150,000	
Encumbrances included in assigned fund balance	625,021	
Total adjustments	\$ 775,021	
General fund fund balance subject to Section 1318 of		
Real Property Tax Law		966,403
ACTUAL PERCENTAGE		3.92%

Supplementary Information
WILLIAMSON CENTRAL SCHOOL DISTRICT, NEW YORK
CAPITAL PROJECTS FUND
Schedule of Project Expenditures
For Year Ended June 30, 2020

<u>Project Title</u>	<u>Original Appropriation</u>	<u>Revised Appropriation</u>	<u>Expenditures</u>			<u>Unexpended Balance</u>	<u>Methods of Financing</u>			<u>Fund Balance</u>
			<u>Prior Years</u>	<u>Current Year</u>	<u>Total</u>		<u>Obligations</u>	<u>Transfers</u>	<u>Total</u>	
2017 Capital Project	\$ 12,597,000	\$ 12,597,000	\$ 3,090,336	\$ 8,361,252	\$ 11,451,588	\$ 1,145,412	\$ -	\$ 2,500,000	\$ 2,500,000	\$ (8,951,588)
2017 MS Brick Pointing Project	100,000	100,000	76,790	23,210	100,000	-	-	100,000	100,000	-
2017-18 Capital Outlay	100,000	100,000	98,686	(216)	98,470	1,530	-	98,470	98,470	-
2017-18 Emergency Lift Project	300,000	300,000	228,736	-	228,736	71,264	-	228,736	228,736	-
2018-19 Capital Outlay	100,000	100,000	99,033	-	99,033	967	-	100,000	100,000	967
2019-20 Capital Outlay	100,000	100,000	-	96,397	96,397	3,603	-	100,000	100,000	3,603
Bus Purchases 16-17	486,500	486,500	476,439	-	476,439	10,061	216,900	125,000	341,900	(134,539)
Bus Purchase 2017-18	385,000	385,000	361,338	-	361,338	23,662	120,000	85,000	205,000	(156,338)
Bus Purchase 2018-19	375,000	375,000	354,733	-	354,733	20,267	60,000	75,000	135,000	(219,733)
Bus Purchase 2019-20	385,000	385,000	-	364,802	364,802	20,198	-	75,000	75,000	(289,802)
Bus Purchase 2019-20	395,000	395,000	-	-	-	395,000	-	125,000	125,000	125,000
TOTAL	\$ 15,323,500	\$ 15,323,500	\$ 4,786,091	\$ 8,845,445	\$ 13,631,536	\$ 1,691,964	\$ 396,900	\$ 3,612,206	\$ 4,009,106	\$ (9,622,430)

(See Independent Auditors' Report)

Supplementary Information
WILLIAMSON CENTRAL SCHOOL DISTRICT, NEW YORK
Combining Balance Sheet - Nonmajor Governmental Funds
June 30, 2020

	Special			Total
	Revenue Funds			
	Special	School	Debt	Nonmajor
	Aid	Lunch	Service	Governmental
	Fund	Fund	Fund	Funds
ASSETS				
Cash and cash equivalents	\$ 27,071	\$ 170,998	\$ 542,941	\$ 741,010
Receivables	507,209	15,333	-	522,542
Inventories	-	50,772	-	50,772
Due from other funds	-	-	1	1
TOTAL ASSETS	\$ 534,280	\$ 237,103	\$ 542,942	\$ 1,314,325
LIABILITIES AND FUND BALANCES				
<u>Liabilities</u> -				
Accrued liabilities	\$ 509	\$ 1,236	\$ -	\$ 1,745
Due to other funds	478,852	78,212	-	557,064
Due to other governments	-	79	-	79
Other liabilities	-	5,584	-	5,584
Unearned revenue	54,919	-	-	54,919
TOTAL LIABILITIES	\$ 534,280	\$ 85,111	\$ -	\$ 619,391
<u>Fund Balances</u> -				
Nonspendable	\$ -	\$ 50,772	\$ -	\$ 50,772
Restricted	-	-	542,942	542,942
Assigned	-	101,220	-	101,220
TOTAL FUND BALANCE	\$ -	\$ 151,992	\$ 542,942	\$ 694,934
TOTAL LIABILITIES AND				
FUND BALANCES	\$ 534,280	\$ 237,103	\$ 542,942	\$ 1,314,325

Supplementary Information
WILLIAMSON CENTRAL SCHOOL DISTRICT, NEW YORK
Combining Statement of Revenues, Expenditures and Changes in Fund Balances
Nonmajor Governmental Funds
For Year Ended June 30, 2020

	Special Revenue Funds			Debt Service Fund	Total Nonmajor Governmental Funds
	Special Aid Fund	School Lunch Fund			
REVENUES					
Use of money and property	\$ -	\$ 1,288	\$ 271	\$ 1,559	
Miscellaneous	4,305	16,601	-	20,906	
State sources	359,269	10,033	-	369,302	
Federal sources	621,405	269,123	-	890,528	
Sales	-	124,356	-	124,356	
Premium on obligations issued	-	-	57,513	57,513	
TOTAL REVENUES	\$ 984,979	\$ 421,401	\$ 57,784	\$ 1,464,164	
EXPENDITURES					
Instruction	\$ 881,081	\$ -	\$ -	\$ 881,081	
Employee benefits	133,948	105,767	-	239,715	
Cost of sales	-	158,297	-	158,297	
Other expenses	-	235,542	-	235,542	
TOTAL EXPENDITURES	\$ 1,015,029	\$ 499,606	\$ -	\$ 1,514,635	
EXCESS (DEFICIENCY) OF REVENUES OVER EXPENDITURES	\$ (30,050)	\$ (78,205)	\$ 57,784	\$ (50,471)	
OTHER FINANCING SOURCES (USES)					
Transfers - in	\$ 30,050	\$ 82,000	\$ -	\$ 112,050	
TOTAL OTHER FINANCING SOURCES (USES)	\$ 30,050	\$ 82,000	\$ -	\$ 112,050	
NET CHANGE IN FUND BALANCE	\$ -	\$ 3,795	\$ 57,784	\$ 61,579	
FUND BALANCE, BEGINNING OF YEAR	-	148,197	485,158	633,355	
FUND BALANCE, END OF YEAR	\$ -	\$ 151,992	\$ 542,942	\$ 694,934	

Supplementary Information
WILLIAMSON CENTRAL SCHOOL DISTRICT, NEW YORK
Net Investment in Capital Assets
For Year Ended June 30, 2020

Capital assets, net		\$ 38,244,179
Deduct:		
Short-term portion of bonds payable	\$ 1,245,000	
Long-term portion of bonds payable	2,200,000	
Assets purchased with short-term financing	9,752,000	
Short-term portion of energy performance contract	110,000	
Long-term portion of energy performamnce contract	<u>1,105,000</u>	
		<u>14,412,000</u>
Net Investment in Capital Assets		<u><u>\$ 23,832,179</u></u>

Supplementary Information
WILLIAMSON CENTRAL SCHOOL DISTRICT, NEW YORK
SCHEDULE OF EXPENDITURES OF FEDERAL AWARDS
For Year Ended June 30, 2020

<u>Grantor / Pass - Through Agency</u> <u>Federal Award Cluster / Program</u>	<u>CFDA</u> <u>Number</u>	<u>Grantor</u> <u>Number</u>	<u>Pass-Through</u> <u>Agency</u> <u>Number</u>	<u>Total</u> <u>Expenditures</u>
<u>U.S. Department of Education:</u>				
<u>Indirect Programs:</u>				
<u>Passed Through NYS Education Department -</u>				
<u>Special Education Cluster IDEA -</u>				
Special Education - Grants to States (IDEA, Part B)	84.027	N/A	0032-20-1039	\$ 302,146
Special Education - Preschool Grants (IDEA Preschool)	84.173	N/A	0033-20-1039	12,835
<i>Total Special Education Cluster IDEA</i>				<u>\$ 314,981</u>
Title IIIA - English Language Acquisition Grant	84.365	N/A	0293-20-3585	21,741
Title IIA - Supporting Effective Instruction State Grant	84.367	N/A	0147-20-3585	38,929
Title IV - Student Support and Academic Enrichment Program	84.424	N/A	0204-20-3585	13,829
Title I - Grants to Local Educational Agencies	84.010	N/A	0016-20-3585	11,711
Title I - Grants to Local Educational Agencies	84.010	N/A	0021-20-3585	190,218
<u>Passed Through North Rose Wolcott Central School District</u>				
McKinney-Vento	84.387A	N/A	N/A	3,360
<u>Passed Through Newark Central School District</u>				
School Climate Transformation Grant	84.184	N/A	N/A	26,636
Total U.S. Department of Education				<u>\$ 621,405</u>
<u>U.S. Department of Agriculture:</u>				
<u>Indirect Programs:</u>				
<u>Passed Through NYS Education Department -</u>				
<u>Child Nutrition Cluster -</u>				
National School Lunch Program	10.555	N/A	011707	\$ 139,934
National School Lunch Program COVID-19	10.555	N/A	011707	30,764
National School Lunch Program-Non-Cash Assistance (Commodities)	10.555	N/A	011707	43,231
National School Breakfast Program	10.553	N/A	011707	19,515
National School Breakfast Program COVID-19	10.553	N/A	011707	35,679
<i>Total Child Nutrition Cluster</i>				<u>\$ 269,123</u>
Total U.S. Department of Agriculture				<u>\$ 269,123</u>
TOTAL EXPENDITURES OF FEDERAL AWARDS				<u>\$ 890,528</u>

**Report on Internal Control Over Financial Reporting
and on Compliance and Other Matters Based on an Audit
of Financial Statements Performed in Accordance With
*Government Auditing Standards***

Independent Auditors' Report

To the Board of Education
Williamson Central School District, New York

We have audited, in accordance with the auditing standards generally accepted in the United States of America and the standards applicable to financial audits contained in *Government Auditing Standards* issued by the Comptroller General of the United States, the financial statements of the governmental activities, each major fund, and the aggregate remaining fund information of the Williamson Central School District, New York, as of and for the year ended June 30, 2020, and the related notes to the financial statements, which collectively comprise the Williamson Central School District, New York's basic financial statements, and have issued our report thereon dated October 9, 2020.

Internal Control Over Financial Reporting

In planning and performing our audit of the financial statements, we considered the Williamson Central School District, New York's internal control over financial reporting to determine the audit procedures that are appropriate in the circumstances for the purpose of expressing our opinions on the financial statements, but not for the purpose of expressing an opinion on the effectiveness of the Williamson Central School District, New York's internal control. Accordingly, we do not express an opinion on the effectiveness of the Williamson Central School District, New York's internal control.

A *deficiency in internal control* exists when the design or operation of a control does not allow management or employees, in the normal course of performing their assigned functions, to prevent, or detect and correct, misstatements on a timely basis. A *material weakness* is a deficiency, or a combination of deficiencies, in internal control, such that there is a reasonable possibility that a material misstatement of the District's financial statements will not be prevented, or detected and corrected on a timely basis. A *significant deficiency* is a deficiency, or a combination of deficiencies, in internal control that is less severe than a material weakness, yet important enough to merit attention by those charged with governance.

Our consideration of internal control was for the limited purpose described in the first paragraph of this section and was not designed to identify all deficiencies in internal control that might be material weaknesses or significant deficiencies. Given these limitations, during our audit we did not identify any deficiencies in internal control that we consider to be material weaknesses. However, material weaknesses may exist that have not been identified.

Compliance and Other Matters

As part of obtaining reasonable assurance about whether the Williamson Central School District, New York's financial statements are free from material misstatement, we performed tests of its compliance with certain provisions of laws, regulations, contracts, and grant agreements, noncompliance with which could have a direct and material effect on the determination of financial statement amounts. However, providing an opinion on compliance with those provisions was not an objective of our audit, and accordingly, we do not express such an opinion. The results of our tests disclosed no instances of noncompliance or other matters that are required to be reported under *Government Auditing Standards*.

Purpose of this Report

The purpose of this report is solely to describe the scope of our testing of internal control and compliance and the results of that testing, and not to provide an opinion on the effectiveness of the District's internal control or on compliance. This report is an integral part of an audit performed in accordance with *Government Auditing Standards* in considering the District's internal control and compliance. Accordingly, this communication is not suitable for any other purpose.

Rochester, New York
October 9, 2020

Mengel, Metzger, Barw & Co. LLP