


**STAR  
WARS**

**COLOR THE PAGE!**



### FOLLOW THE PATH

Using the letters, in order, from the word **FORCE**, follow the correct path to find your way through the maze.

START




FINISH





**STAR  
WARS**

**COLOR THE PAGE!**



**BB-8**  
**ASTROMECH**  
**DROID**






### INSTRUCTIONS

1. Print the finger puppets on regular paper and cut them out. Be sure to cut along the dashed lines.
2. Wrap the tabs of one puppet around the puppeteer's finger, and use tape to secure it.
3. Remove puppet from finger and repeat step 2 with the rest of the puppets.

**Collect Them All, You Must!**

**STAR WARS** retold as  Little Golden Books®





# MATCHING

Can you match each character to the corresponding word?  
Draw a line from the picture on the left to the title on the right.



PRINCESS

DROID



JEDI

PILOT



SITH

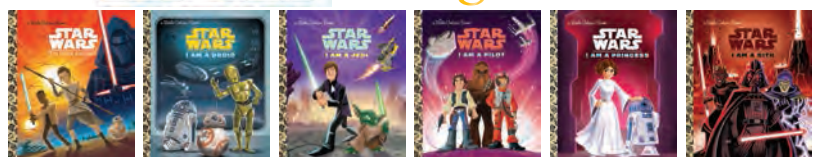


ANSWER



Collect Them All, You Must!


STAR WARS retold as Little Golden Books








## NAME TAGS



**STAR  
WARS**

© & TM 2016 Lucasfilm Ltd.



**STAR  
WARS**

© & TM 2016 Lucasfilm Ltd.

**STAR  
WARS**



© & TM 2016 Lucasfilm Ltd.

**STAR  
WARS**



© & TM 2016 Lucasfilm Ltd.



**STAR  
WARS**

© & TM 2016 Lucasfilm Ltd.



**STAR  
WARS**

© & TM 2016 Lucasfilm Ltd.



**STAR  
WARS**

© & TM 2016 Lucasfilm Ltd.



**STAR  
WARS**

© & TM 2016 Lucasfilm Ltd.





## WORDSEARCH

Hunt for the Star Wars™ characters!



REY  
FINN  
POE  
HAN SOLO  
LEIA

LUKE  
ANAKIN  
KYLO REN  
YODA  
CHEWBACCA




A WORLD OF IDEAS:  
**SEE ALL THERE IS TO KNOW**



© & TM 2016 LUCASFILM LTD.

www.dk.com





### FORCE FACTS

Name: BB-8

Affiliation: Resistance

Owner: Poe Dameron

Droid type: Astromech


Skills: Navigation, piloting,  
ship maintenance,  
data storage





Kylo Ren is one of the newest vile villains in the *Star Wars*™ universe.

Take a look at the two pictures of Kylo and circle the 6 differences between the images. Good luck!



- ANSWERS:
- 1) Kylo Ren's lightsabre is shorter.
  - 2) His trousers are dark green.
  - 3) He has an extra strap on his right boot.
  - 4) His mask has less silver lines.
  - 5) The handle of his lightsabre is missing.
  - 6) His bunt is narrower.



## MEET BB-8



Never before, in the history of \_\_\_\_\_ Wars, have we seen  
NOUN  
an astromech droid shaped like a/an \_\_\_\_\_. Owned by  
NOUN  
Poe Dameron, BB-8 rolls around fulfilling \_\_\_\_\_ missions  
ADJECTIVE  
and helping the Resistance fight the First \_\_\_\_\_. Just  
NOUN  
as \_\_\_\_\_ on the sand as he is on solid \_\_\_\_\_,  
ADJECTIVE NOUN  
BB-8 finds himself \_\_\_\_\_ across deserts and bouncing  
VERB ENDING IN "ING"  
around the *Millennium Falcon*. He can also \_\_\_\_\_ down the  
VERB  
stairs. Just don't ask him to \_\_\_\_\_ back up! BB-8 also fits  
SAME VERB  
\_\_\_\_\_ into Poe's T-70 X-wing, *Black One*, helping him pilot  
ADVERB  
in \_\_\_\_\_ and performing \_\_\_\_\_ repairs. When  
PLURAL NOUN ADJECTIVE  
Rey meets BB-8, she knows he's \_\_\_\_\_. Even though she is  
ADJECTIVE  
offered a lot of portions for BB-8, she decides to \_\_\_\_\_ him.  
VERB  
And BB-8 *is* special. Not only does he have the \_\_\_\_\_ to  
PLURAL NOUN  
find Luke Skywalker, he is also cuter than a/an \_\_\_\_\_!  
NOUN





## IF YOU SEE REY ...



**Missing:** \_\_\_\_\_ girl named Rey.  
ADJECTIVE

Last seen on the surface of Jakku near (the) \_\_\_\_\_.  
A PLACE

Wears plain, \_\_\_\_\_ clothing with a leather  
COLOR  
\_\_\_\_\_ and boots.  
NOUN

**Last known residence:** The underbelly of a/an \_\_\_\_\_.  
ADJECTIVE  
\_\_\_\_\_.  
NOUN

She carries a long \_\_\_\_\_ for self-defense and knows how to  
NOUN  
\_\_\_\_\_ it!  
VERB

**Occupation:** Scavenger, but she's also good at \_\_\_\_\_.  
VERB ENDING IN "ING"

**Known friends:** None, but she does hang out with a droid named  
\_\_\_\_\_.  
SILLY WORD

If you know Rey's whereabouts, call 1-800-FIRST-ORDER.

**Reward:** \_\_\_\_\_ credits.  
NUMBER





## REY VS. KYLO REN



After Kylo Ren slices Finn right up his \_\_\_\_\_, he uses the  
Force to summon Luke's \_\_\_\_\_ to his hand. Rey, however,  
uses her newfound \_\_\_\_\_ powers to take the lightsaber  
herself. The \_\_\_\_\_ battle that follows is the \_\_\_\_\_  
of legend. They \_\_\_\_\_ through (the) \_\_\_\_\_,  
\_\_\_\_\_ lightsabers \_\_\_\_\_! Smoke rises. Trees  
\_\_\_\_\_. Rey knows she is not as \_\_\_\_\_ as Kylo, but  
she fights anyway. The \_\_\_\_\_ is swelling inside her. She is  
growing more and more \_\_\_\_\_ with every \_\_\_\_\_!  
Kylo offers to show her the \_\_\_\_\_ ways of the Force, but she  
says, "\_\_\_\_\_!" and fights on. Finally, the ground gives way  
beneath them, and Rey is separated from Kylo by a/an \_\_\_\_\_.  
Rey may have won the battle, but Kylo will live to \_\_\_\_\_  
another day!







**J**udge a puppet by its size, will you? Make up your own stories about the Jedi Master's adventures with this fun Yoda puppet. It's up to you which version you want to make—Prequel Trilogy Yoda, *Clone Wars* Yoda, or Original Trilogy Yoda.

## WHAT YOU NEED

Yoda body pattern  
Yoda robe pattern  
Scissors  
Green, brown, red,  
and tan or gray felt  
squares

Straight pins  
Craft stick  
Googly eyes  
Glue

- 1 Cut out the Yoda body pattern on the next page and secure to the piece of green felt with straight pins. Then cut the felt following the pattern.




- 2 Cut out the Yoda robe pattern on the next page and secure to the piece of brown felt with straight pins. Then cut the felt following the pattern.




- 3 Now you need to make Yoda's tunic. Cut out a piece of tan or gray felt a little larger than the collar opening of the robe. Glue this to the back of the robe.

- 4 Glue the robe and tunic to Yoda's body.
- 5 Turn Yoda over and glue the craft stick to his back. Leave part of the stick exposed on the bottom so you have a handle for the puppet.
- 6 Finally, cut a small green square from the scrap felt for the nose and a small red triangle for the mouth. Glue these to Yoda's head along with the googly eyes to make his face!





There are two sets of patterns  
so you can share.





**T**he Mos Eisley Cantina may not be the safest hangout, but Figrin D'an and his Bith band—the Modal Nodes—sure make it hoppin'!

### WHAT YOU NEED

- |   |   |
|---|---|
| Black beads                                 | Scissors  |
| Strong glue                                 | Pipe cleaners                                     |
| Wooden spoon                                | Self-adhesive nylon fastening tape such as Velcro |
| Light beige, black, and gray pieces of felt |   |

**1** Glue two black eye beads halfway between the tip of the spoon and where the handle meets the base.

**2** Cut a tiny circle of black felt and glue it below the buttons for the mouth. Cut thin C shapes in the beige felt and glue on the face for the Bith's respiratory folds.



**3** Wrap a pipe cleaner around the spoon handle so that your puppet looks like it has two arms.

**4** Fold the black felt in half and cut out a long-sleeved shirt shape. Glue the front and back on the spoon handle with the pipe cleaner arms in between the shirt's sleeves. If you want to make the shirt extra-secure after you glue it in place, you can sew it as well.



**5** Fold the beige felt in half and cut out two sets of hands with long fingers. Glue the fronts and backs of the hands to the ends of the pipe cleaners.

**6** Using colored felt, make some instruments. They can be ones you recognize from this planet—or make up your own weird instruments! Stick nylon fastening tape such as Velcro on one side of the instrument and another piece on the hand of your puppet. Make four more puppets to complete the Modal Nodes band!




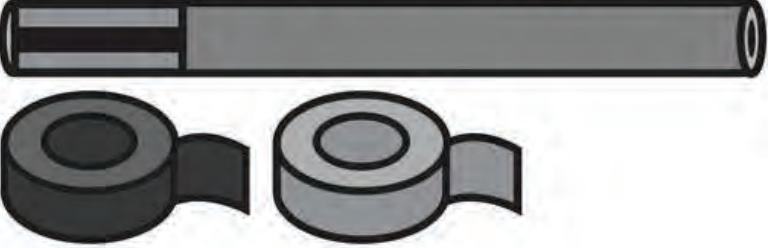



## MAKE YOUR OWN LIGHTSABER


In ancient times, Jedi Knights  
built their own lightsabers.  
Ask an adult to help you  
build your own lightsaber.

- 1** Cut a 3-foot piece of foam pipe insulation.


- 2** Put duct tape on the handle, alternating black and gray with various widths.


- 3** Use colored duct tape to complete the "light" part.


- 4** Place small stickers on the handle as buttons, or draw them on with a marker.







STAR  
WARS

# MAZE




Help Leia go through the  
maze to get to her father!

Where's  
my dad?



START






END



60<sup>+</sup> CHRONICLE BOOKS


Disney LUCASFILM © & TM 2016 LUCASFILM LTD.

BY  
JEFFREY  
BROWN





# FINGER PUPPETS



Copyright © 2015 Lucasfilm Ltd.



Copyright © 2015 Lucasfilm Ltd.



Copyright © 2015 Lucasfilm Ltd.

## INSTRUCTIONS

1. Print the finger puppets on regular paper and cut them out. Be sure to cut along the dashed line.
2. Wrap the tabs of one puppet around the puppeteer's finger, and use tape to secure.
3. Remove puppet from finger and repeat step 2 with the rest of the puppets.





# Look and Find

Droids aren't allowed in the Cantina, but some snuck in! Search the Cantina for 5 disguised droids.





# Look and Find®

Can you find 10 buzz droids?



Supreme Chancellor Palpatine has been captured by the evil General Grievous! Obi-Wan Kenobi and Anakin Skywalker must blast their way through a blockade of spaceships to save the Supreme Chancellor.


First find the Jedi Knights, then help them avoid enemy fire by spotting these ships:



EXTRACTED FROM

*Star Wars Rebels Look and Find*

ISBN: 978-1-5037-0302-5 • PUBLISHER: PIP





# Look and Find®


There's plenty to do on Coruscant. After you find the Jedi Knights, search the big city for these places: Dex's Diner, the Galaxies Opera House, the Outlander Club, the Snapping Septoid, and the Vos Gesal Hotel.





# Look and Find®

When Ezra goes inside the academy, he really goes inside! Can you find your way through the ventilation system, from the entrance at the top left to the open vent at the bottom right?



Ezra goes undercover inside Lothal's Imperial Academy to get a decoder. As always, he makes a few friends and a few enemies! While Ezra uses the Force to snatch the decoder, look for those things that could help the Padawan rebel.


- decoder
- data pad
- blaster
- explosive device
- this stormtrooper helmet
- credits



EXTRACTED FROM  
*Star Wars Rebels Look and Find*  
ISBN: 978-1-5037-0302-5 • PUBLISHER: PIP



COLOR THE PAGE!





COLOR THE PAGE!








COLOR THE PAGE!






COLOR THE PAGE!



**STAR  
WARS**

**COLOR THE PAGE!**



**STAR  
WARS**


**COLOR THE PAGE!**



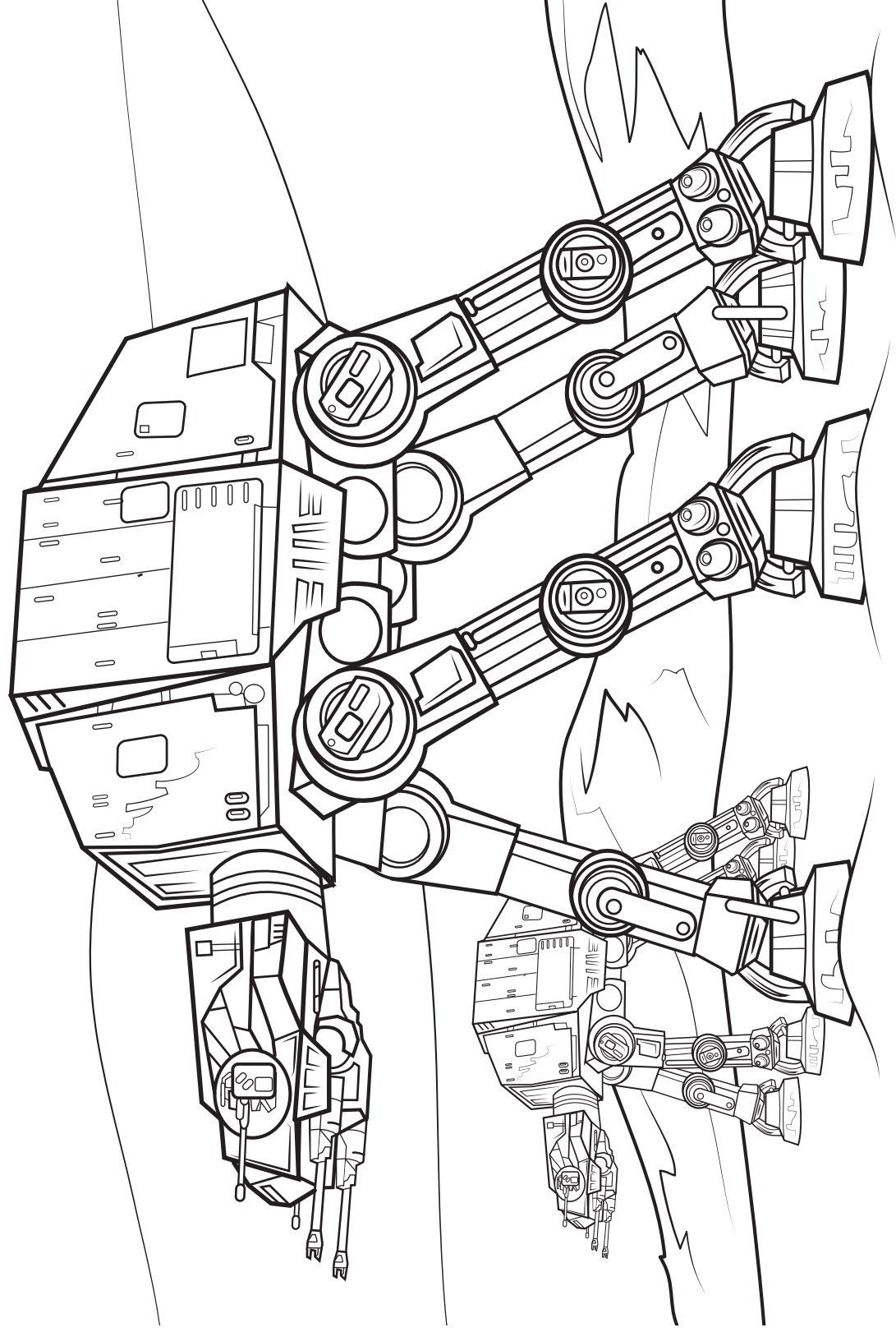


**STAR  
WARS**

**COLOR THE PAGE!**



COLOR THE PAGE!





**COLOR THE PAGE!**






**COLOR THE PAGE!**

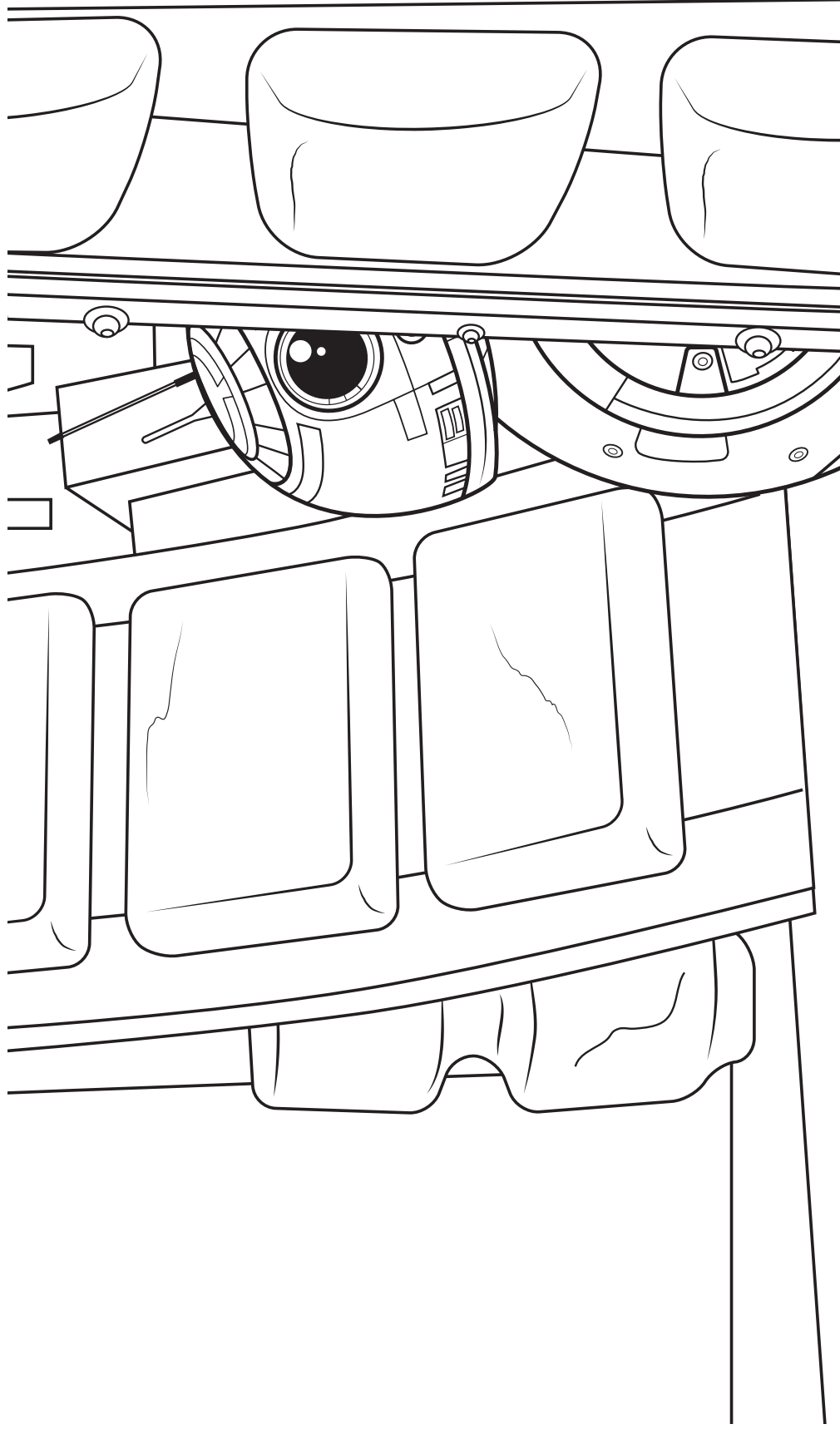




COLOR THE PAGE!



COLOR THE PAGE!



COLOR THE PAGE!

