



SAC Presentation Assessments

Assessments

Renaissance Learning

Star Reading

Star Math

Spanish Star Math

Performance Matters

Common Interim Assessments (CIAs)

Performance Matters assessments

Timeline



Star Reports

Instructional Planning Reports:



Instructional Planning - Class Report

Teacher: Ms. Rose's Class - School benchmarks: - All above benchmarks

Number of students: 22

Latest Results

Median SS	Lowest SS	Highest SS
747	667	803

Suggested Skills

Get more information based on the results for this group. These allow a starting point for instructional planning, compare to other students in the district and state and provide a starting point for developing instructional programs. Use the learning progression to help guide additional instruction for next class, teacher activities, and assignments.



Instructional Planning - Student Report

Student: [Name]


Latest Results

Standard	Score
1.1	750
1.2	750
1.3	750
1.4	750
1.5	750
1.6	750
1.7	750
1.8	750
1.9	750
1.10	750

Suggested Skills

Get more information based on the results for this student. These allow a starting point for instructional planning, compare to other students in the district and state and provide a starting point for developing instructional programs. Use the learning progression to help guide additional instruction for next class, teacher activities, and assignments.

State Standards Reports:



State Standards Mastery - Class Report

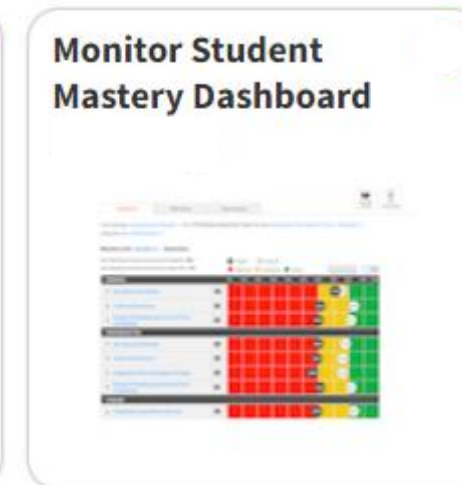
Teacher: [Name]

Latest Results

Standard	Score
1.1	750
1.2	750
1.3	750
1.4	750
1.5	750
1.6	750
1.7	750
1.8	750
1.9	750
1.10	750

Suggested Skills

Get more information based on the results for this group. These allow a starting point for instructional planning, compare to other students in the district and state and provide a starting point for developing instructional programs. Use the learning progression to help guide additional instruction for next class, teacher activities, and assignments.



Monitor Student Mastery Dashboard

Teacher: [Name]

Latest Results

Student	Standard	Score
[Name]	1.1	750
[Name]	1.2	750
[Name]	1.3	750
[Name]	1.4	750
[Name]	1.5	750
[Name]	1.6	750
[Name]	1.7	750
[Name]	1.8	750
[Name]	1.9	750
[Name]	1.10	750

Suggested Skills

Get more information based on the results for this student. These allow a starting point for instructional planning, compare to other students in the district and state and provide a starting point for developing instructional programs. Use the learning progression to help guide additional instruction for next class, teacher activities, and assignments.

Star Family Report

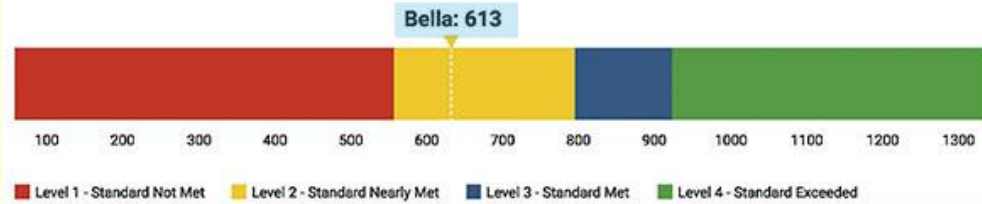
B Student	Grade	School	Subject	Test Date
Barrett, Bella	3rd	East Elementary School	Reading	Apr 14, 2020

Bella's Overall English/Language Arts Level

Level 2 Standard Nearly Met

Bella's score of **613** on the Star Reading test is based on the difficulty of the questions and the number of correct responses. The scale has a range of 0-1400. This score results in a placement in **Level 2**, below the target of Level 3. It is higher than **37%** of students in third grade and is typical of a **3rd grade student after the second month of the year.**

California Grade 3 Score Levels



Domain Scores

These scores range from 0-100, and represent Bella's estimated percent of mastery at a third-grade level.

- Beginning: 0-59 percent mastery
- Developing: 60-79 percent mastery
- Secure: 80-100 percent mastery

Literature	Score
Key Ideas and Details	37
Range of Reading and Level of Text Complexity	28

Language	Score
Vocabulary Acquisition and Use	74

Informational Text	Score
Key Ideas and Details	39
Craft and Structure	62
Integration of Knowledge and Ideas	66
Range of Reading and Level of Text Complexity	32

Reading Recommendation

Zone of Proximal Development (ZPD): **0.9 - 1.9**
Bella's ZPD identifies books at the right level to provide appropriate reading challenge without frustration. Enter Bella's ZPD of 0.9 - 1.9 in **ARBookFinder.com** to find books at that level.



Scan here or go to renaissance.com/star-scores to learn more about what all of these scores mean and how you can help your child succeed!

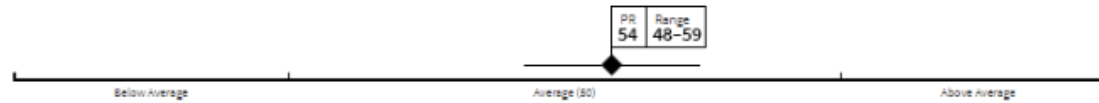
Parent Report for Melyssa Avery

Student ID: x123y4z5-a67b-8c9d-01f2-gh3456i7jklm

School	Teacher	Class	Grade	Test Date
East Elementary School	Albertson, J.	Class 16A, Albertson	3rd	October 13, 2021

Dear Parent or Guardian of Melyssa Avery:

Melyssa has taken a Star Reading computer-adaptive reading test. This report summarizes your child's scores on the test. As with any test, many factors can affect a student's scores. It is important to understand that these test scores provide only one picture of how your child is doing in school.



613
Scaled Score
Melyssa's Scaled Score is based on the difficulty of questions and the number of correct responses. The Unified Scale has a range of 0-1400.

54
Percentile Rank
Melyssa's skills are higher than 54% of students nationally in the same grade. This score is average. The PR Range indicates that if Melyssa had taken the test many times, most of his/her scores would likely have been between 48 and 59.

4.3
Grade Equivalent
GE scores range from 0.0 to 12.9+. Based on national norms, Melyssa's reading skills are at a level greater than a typical 3rd grader. The score does not necessarily indicate the ability to read independently at this grade level.

6.9
Instructional Reading Level
IRL is the grade level at which Melyssa is at least 80% proficient recognizing words and comprehending reading materials. Melyssa has achieved an IRL score of 6.9, which means he/she is at least 80% proficient at reading sixth grade level materials.

850L - 1000L
Lexile® Range
The Lexile® Range spans reading levels that are appropriately challenging for reading practice. Melyssa should be selecting books in this range for optimal growth in reading. This range is approximate. Success at any reading level depends on your child's interest and prior knowledge of a book's content.

52.1
Normal Curve Equivalent
Melyssa's NCE score shows that 52.1% of students in the norms group in the same grade obtained lower scores than Melyssa did.

I will be using these Star Reading test scores to help Melyssa further develop his/her reading skills for reading practice at school. If you have any questions about your child's scores or these recommendations, please contact me at your convenience.

Teacher Signature

Date

Parent Signature

Date

Star Parent Report

Performance Matters

- Over 700 assessments have been created in PMs by school staff
- Over 200 D11 stakeholders trained
- Assessments built include the following content areas:
 - ELA, math, science, and social studies

Common Interim Assessments are:

common within your school, in alignment to your One Plan goals and instructional goals aligned to standards

can serve as a pre-test, post-test, or progress check

assess students on no more than two focus standards/skills

are interim, between other measures, such as district benchmarks

used to support instruction

