












Colorado Springs
School District 11
Gifted & Talented

**DAC Accreditation
Committee
February 14, 2022**




Colorado Springs School District 11 Gifted & Talented

<p>Identification</p> 	<p>Assessment</p> 	<p>PLCs</p> 
<p>Branding GT</p> 	<p>TIPP</p> 	<p>Professional Learning</p> 
<p>Marketing GT</p> 	<p>Equity in Gifted</p> 	<p>ALP Development (Power School)</p> 

D11 GT Priorities

- ★ Serving the top 15% of each school through a lens of Talent Development, to include using Local Norms
- ★ Delivering Culturally Relevant Gifted and Talented Programming
- ★ Updating the FTE Allocation model for a more equitable distribution of Gifted and Talented teachers to students

Hidden in Plain Sight






Graduate Profile



**ACADEMICALLY READY
LEARNER**



INNOVATIVE PROBLEM SOLVER



CONTINUOUS LEARNER



HEALTHY AND BALANCED LEARNER



EMPOWERED CITIZEN



CRITICAL THINKER



SKILLED COMMUNICATOR



EMPATHETIC COLLABORATOR



Equitable Practices

- We strive to **reflect the District's demographics** in Gifted Education
- We analyze assessment data to **support student talent development**
- We **support critical thinking skills** for all students
- We **provide transportation** to our Gifted Magnet Program
- We **respond** to the Equity Audit



14 Areas of Gifted Identification

Specific Academic Aptitudes

- Reading
- Writing
- Mathematics
- Science Social Studies
- World Languages

Specific Talent Aptitudes

- Creative or Productive Thinking
- Leadership
- Dance
- Music
- Performing Arts
- Visual Arts
- Psychomotor

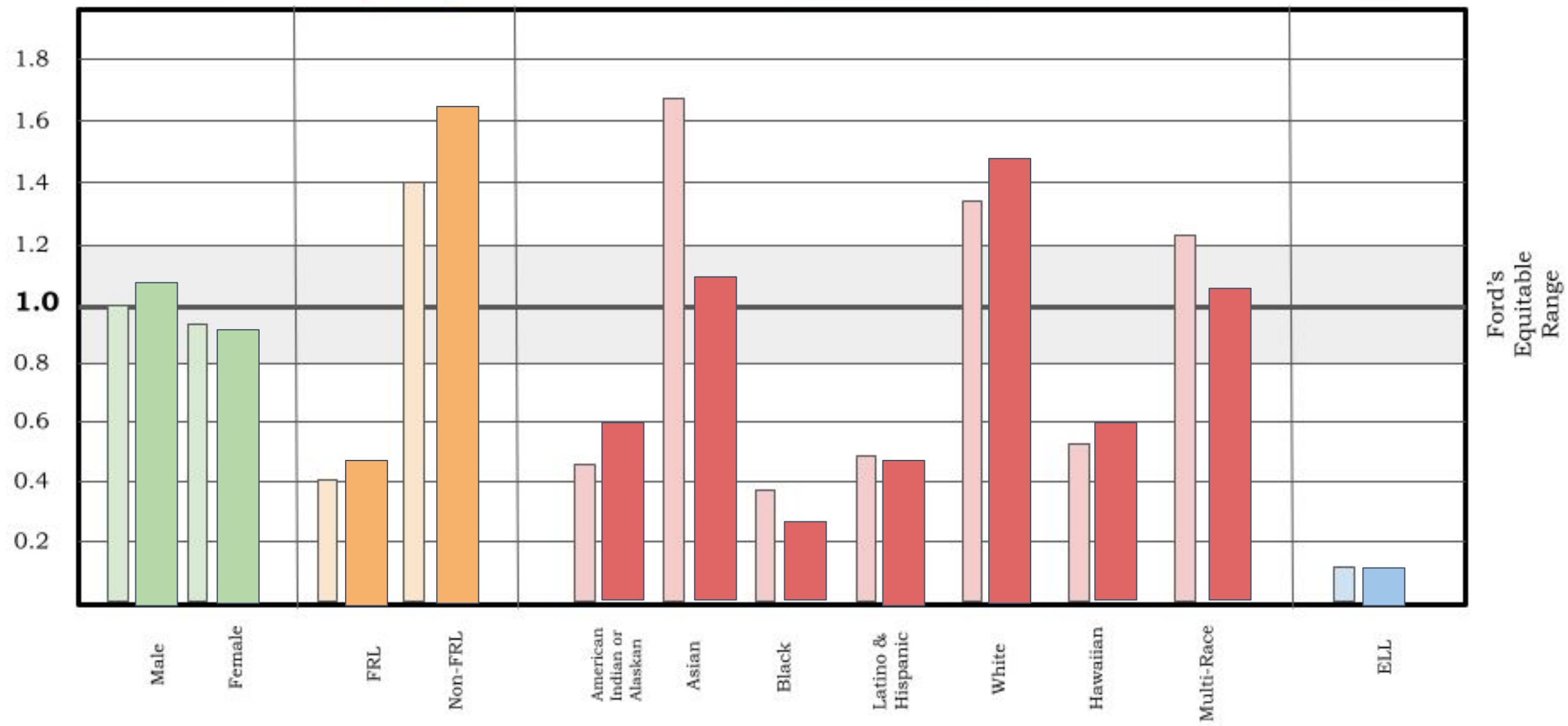
AU vs. State of Colorado Representation Index

Gender

Socio-Economic
Status

Race/Ethnicity

ELL





Data Review

Professional Learning



PLCs




	Total Students	Top 5% Tier 3 Target	Top 10% Talent Development Group Target	Top 15% Total GT Program Target	Tier 3 Actual	Talent Development Actual
Elementary	192	9.6	19.2	28.8	7	10
Elementary	156	7.8	15.6	23.4	5	3
High	1263	63.15	126.3	189.45	188	13
Middle	766	38.3	76.6	114.9	105	49
Elementary	296	14.8	29.6	44.4	1	3
Middle	564	28.2	56.4	84.6	36	54



Data Review

Assessment



1401	M	12	10	3	7	34		
5057	F	12	9	11	13			
1335	M	10	47	79	33	28	41	26
3176	F	11	67	84	68		53	64
7572	F	11	73	60	68			
5638	F	11	91	95	91	76	74	79
7022	F	12	73	75	84			
0254	F	12	26	6	2		14	21
3330	M	9	77	54	79	83	61	53
7239	F	10	12	24	20	18	20	12
5498	M	9	4	17	1	9	70	21
3805	M	11	93	96	98	76	96	98
2612	F	11	96	66	92			
7298	F	9	82	84	84	68	66	87
1314	F	12	57	88	63			
3020	M	11	47	96	59	18	32	5
2181	M	11	91	91	98			



Guiding Questions

- ★ Who are the students with no data and why do we not have any data on them?
- ★ Are all students with multiple data points identified in Tier 3? Talent Development?
- ★ Are there any students who need to be moved from Talent Development to Tier 3?
- ★ Are there any students on this list who surprise you?
- ★ Are there any students who need an additional assessment to add to the Body of Evidence?
- ★ Are there any students for whom you need to complete a GT Review?

Staffing Distribution

Our 1766 Gifted students are served by:

- 13 Full time Gifted Resource Teachers
- 16 Part time Gifted Resource Teachers
- 16 Full time academic teachers in our Gifted Magnet Program
- .5 Administrative Assistant
- 1 Gifted Programs Specialist
- 1 Gifted and Talented Facilitator

Elementary			
	Middle School		
			High School
Intervention	Enrichment	Acceleration	Resource
.2FTE	.4 and .5 FTE	1.0 FTE	.4-1.0 FTE
Intervention block with Gifted Resource Teacher	Enrichment and Support with Gifted Resource Teacher	Core Academics with Gifted-trained Educator	Gifted Resource Teacher facilitates opportunities and programs



Colorado Springs
School District 11
Gifted & Talented

Thank you for your time