



## Student Success and Wellness

**Valerie Scates**

Executive Director

**Dr. Jennifer Schulte**

MTSS Facilitator, Elementary

**Sonia Urban**

MTSS Facilitator, Secondary



## 2017 Mill Levy Override

### PIP 1: Comprehensive Student Support Model (CSSM)

This program addresses K-12 student needs with the implementation of a coordinated program of professionals and resources.

The purpose is to implement comprehensive school counseling programs and the development of student-coordinated **teams to address individual and school-based barriers to student achievement.**

Staff additions will be new to the elementary schools and augment what is currently in place for the middle and high schools.

This model will support students with a **preventative** and **interconnected approach** to **enhance student outcomes**, social/emotional interventions, behavioral supports, and health-related needs.



# PHASING PLAN - Comprehensive Student Support Model

6 Elementary School Counselors  
12 MS/HS School Counselors  
3 School Psychologists  
1 MTSS Facilitator  
1 Nurse  
1 Executive Director

6 Elementary School Counselors  
2 MS/HS School Counselors  
2 School Psychologists  
2.5 School Nurses

6 Elementary School Counselors  
1 School Psychologist  
1 School Nurse

6 Elementary School Counselors  
2 MS/HS School Counselors

9 Elementary School Counselors  
2 School Psychologists



# **Colorado Springs School District Panorama Survey Insights Report**

**2.13.23**



**PANORAMA**  
EDUCATION

# Tonight's Agenda

- Overview of Panorama
- Context for the Student Panorama Survey
- Student Panorama Survey Insights
- Additional Supports and Next Steps

# Overview of Panorama



**Alex Dexheimer**

Teaching & Learning

 Minneapolis, MN

@PanoramaEd

## About Panorama Education

- **Our Mission:** Radically improve education for every student
- **Our Team:** Educators, software developers, designers, and researchers
- **Our Community:** 12 million students in 21,000 schools in 1500+ school districts across the country!

## Supporting the Whole Child

### Attendance

#### DID YOU KNOW?

Highly engaged students are **57% less likely** to be **chronically absent** in school than students who report low engagement.



### Behavior

#### DID YOU KNOW?

Students who report low Social Awareness are **2.5x more likely** to have one or more **behavior incidents** than students who report high Social Awareness.



### Coursework

#### DID YOU KNOW?

Students who report high Self-Management are **75% less likely** to face **failing grades** than students who report low Self-Management.





# Context for the Student Panorama Survey

# Student Voices Over Time (Grades 3-12)

<b>Survey Window</b>	Fall 2018 (3-5 only)	Fall 2019	Fall 2020	Fall 2021	Fall 2022
<b>Responses</b>	1259	4266	3759	7710	12,490
<b>Response Rate</b>	70.5%	83.4%	60.7%	77.9%	77%

# Topics Surveyed Fall 2022

Grades 3-5	<ul style="list-style-type: none"><li>• Learning Strategies</li><li>• <b>Self-Efficacy</b></li><li>• <b>Self-Management</b></li><li>• <b>Sense of Belonging</b></li><li>• Social Awareness</li></ul>	<ul style="list-style-type: none"><li>• Compassion</li><li>• <b>Emotion Regulation</b></li><li>• <b>Engagement</b></li><li>• Grit</li><li>• Hope</li></ul>
Grades 6-12	<ul style="list-style-type: none"><li>• Rigorous Expectations</li><li>• <b>Self-Efficacy</b></li><li>• <b>Self-Management</b></li><li>• <b>Sense of Belonging</b></li><li>• Social Awareness</li><li>• Social Perspective-Taking</li><li>• <b>Teacher-Student Relationships</b></li></ul>	<ul style="list-style-type: none"><li>• Compassion</li><li>• Cultural Awareness and Action</li><li>• <b>Emotion Regulation</b></li><li>• <b>Engagement</b></li><li>• Grit</li><li>• Hope</li><li>• Learning Strategies</li></ul>

# How can I tell what is significant?

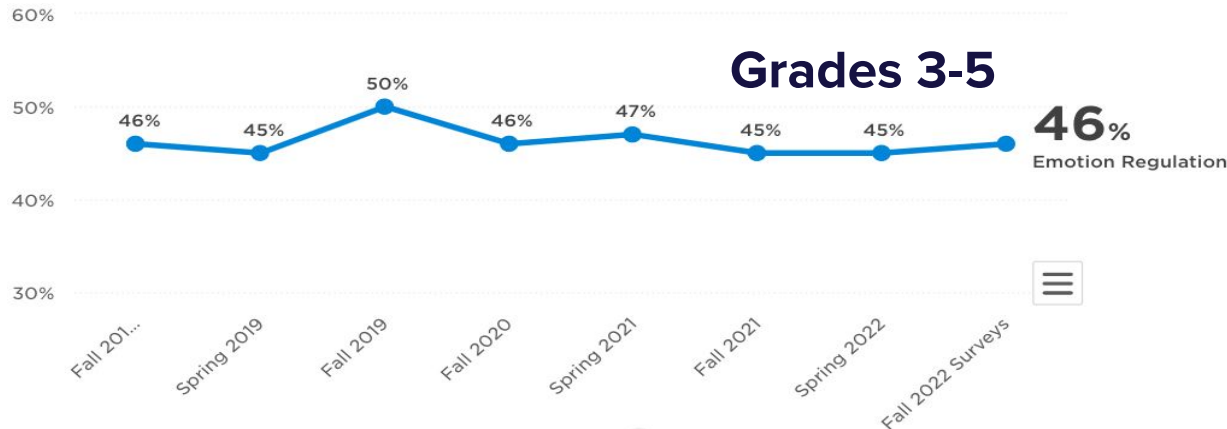
Sample Size (# of respondents)	Change (in % favorable)
3,500+	+/- 1%
900	+/- 2%
400	+/- 3%
220	+/- 4%
140	+/- 5%
100	+/- 6%
70	+/- 7%
60	+/- 8%
50	+/- 9%
40	+/- 10%

# Student Panorama Survey Insights

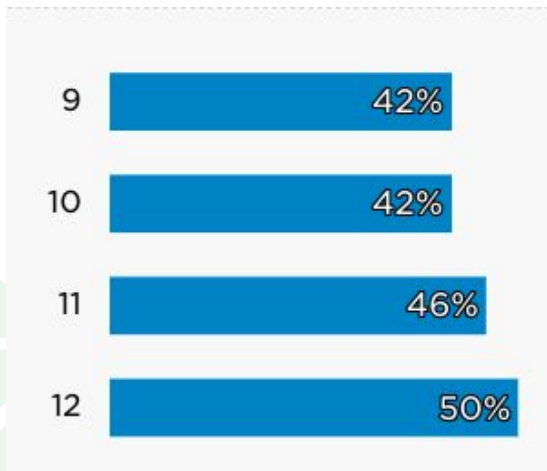
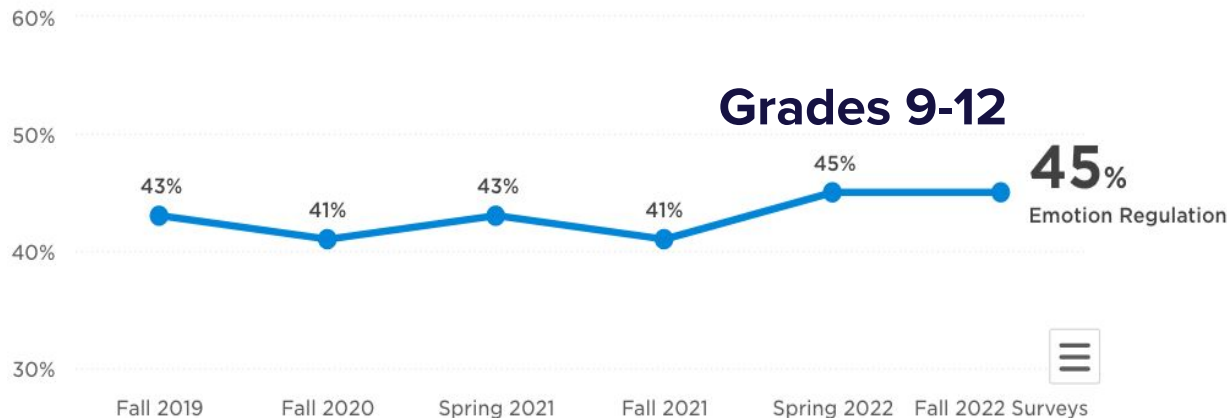
# Insight #1 - Emotion Regulation

3-5 have remained in the 45%-46% favorable range for the past three survey administrations. 9-12 seeing significant increase for fall 2022

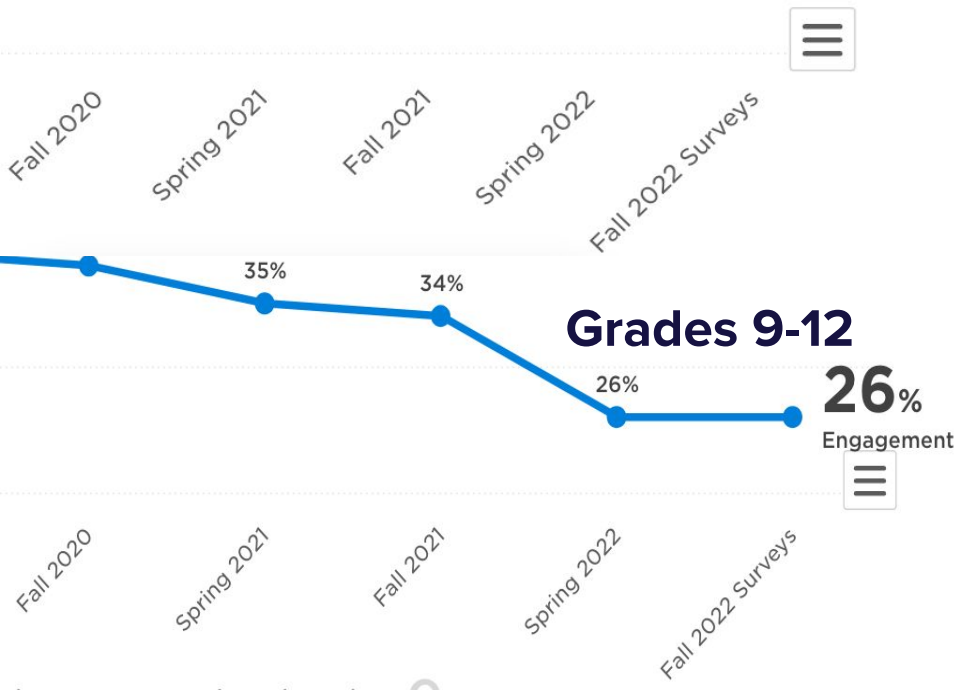
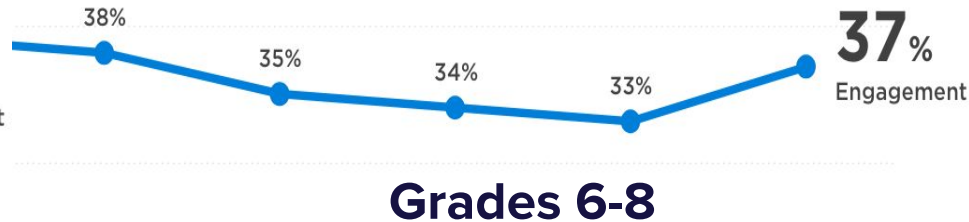
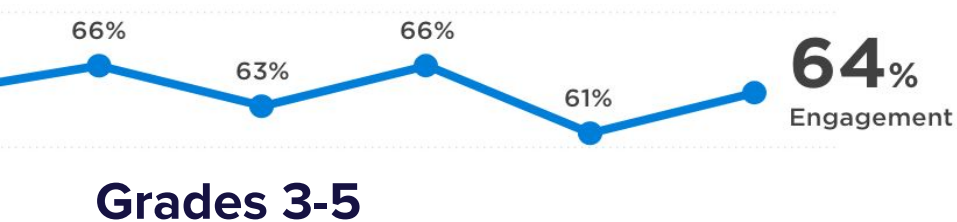
Percent Favorable



Percent Favorable

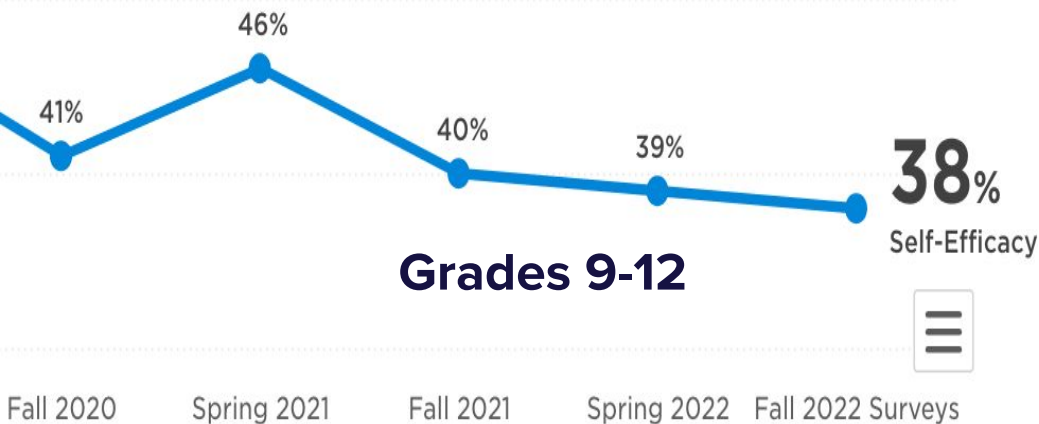
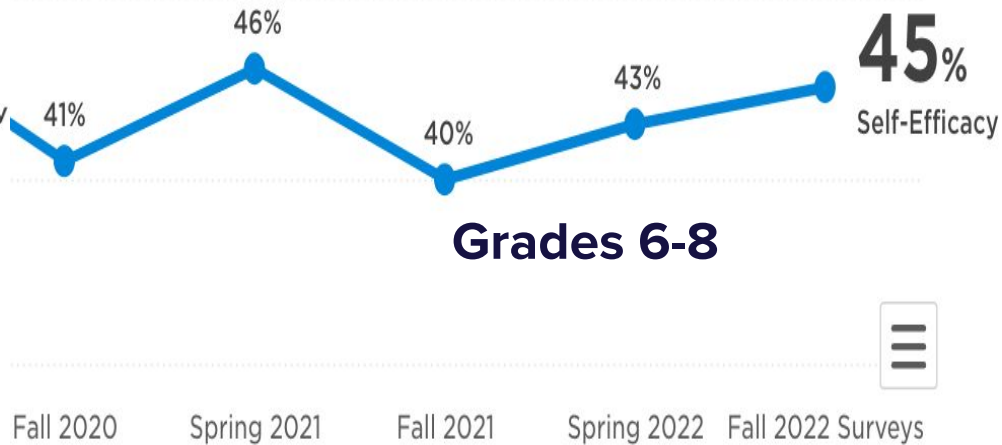
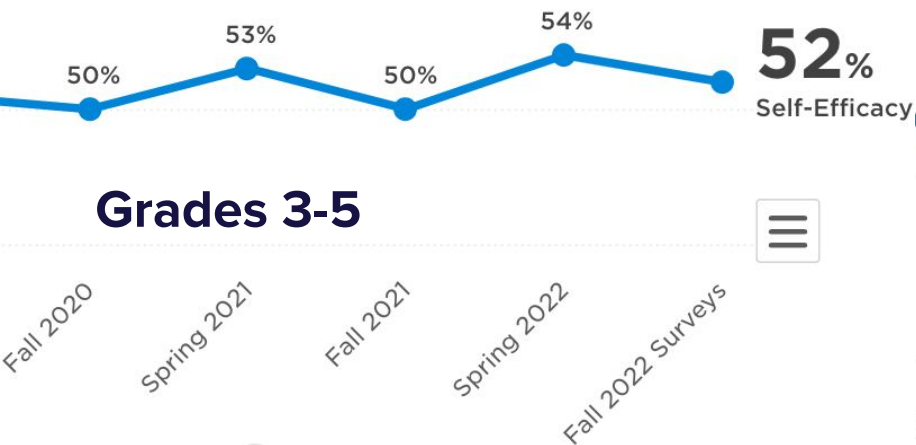


# Insight #2 - Engagement



Noticing a less favorable response trend for grades 9-12. 3-5 also seeing less favorable responses from fall 2021. Grades 6-8 have a significant increase in favorable responses for fall 2022.

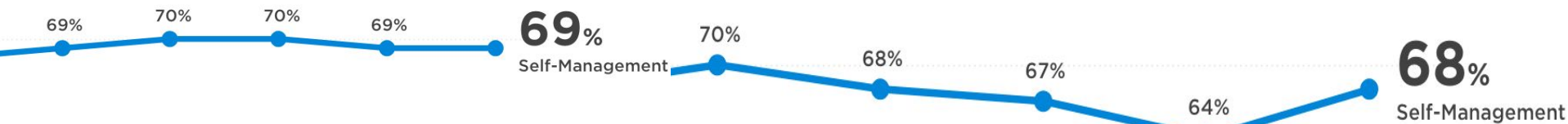
# Insight #3 - Self-Efficacy



Grades 3-8 saw a significant increase in favorable responses from fall '21 to fall '22. 9-12 saw a decrease in favorable responses with the least favorable responses to a question about remembering what they learned in class.



# Insight #4 - Self-Management



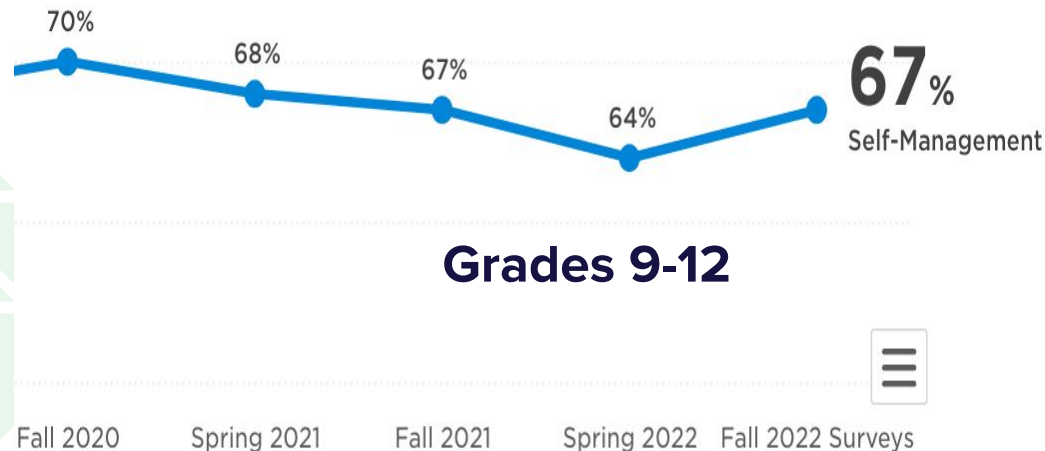
## Grades 3-5



## Grades 6-8

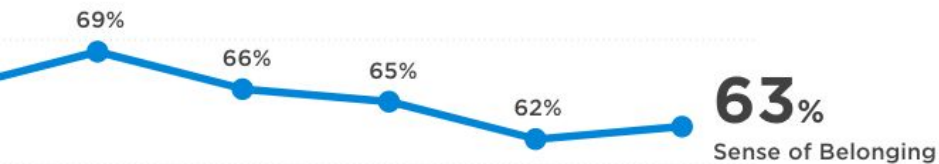


## Grades 9-12



3-5 was a slight decrease, 6-8 saw a slight increase and 9-12 saw no change from fall 2021. The most favorable response rate was to a questions about being polite and being able to follow directions.


# Insight #5 - Sense of Belonging



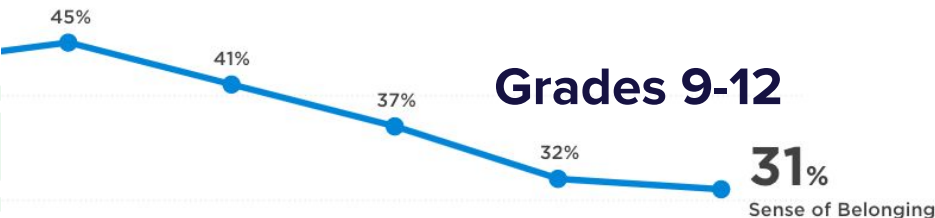
## Grades 3-5



## Grades 6-8



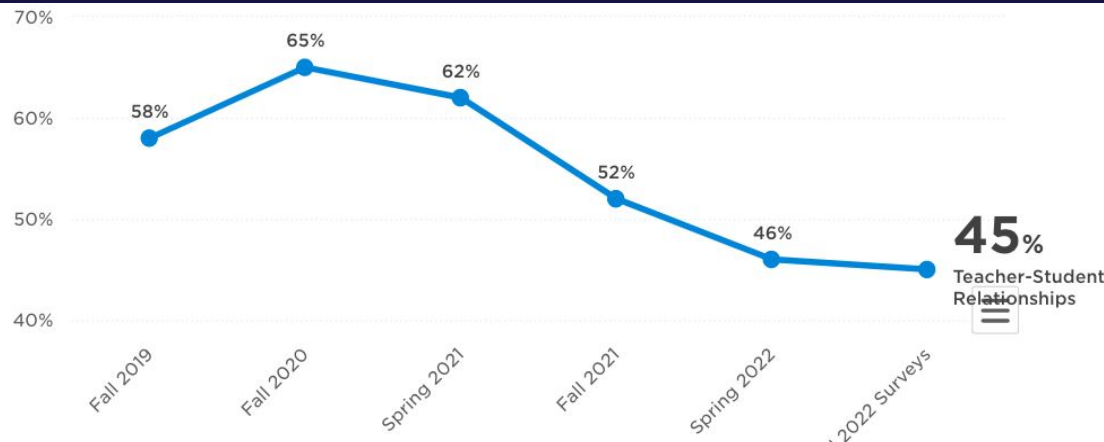
## Grades 9-12



We tend to see less favorable responses as students get older. Sense of belonging highlights that trend in D11.

# Insight #6 - Teacher-Student Relationships

9-12 Graders are responding less favorable to this topic with the least favorable question focusing on excitement to have teachers again\*.



## QUESTION



How many of your teachers would you be excited to have again in the future?

**36%**

responded favorably



**6**

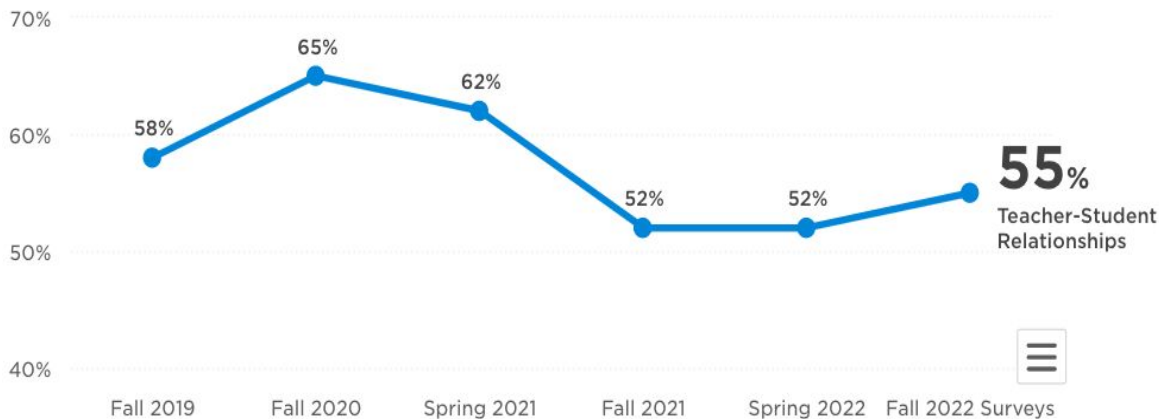
from Spring 2022



Category	Colorado Springs 11
9	33
10	33
11	38
12	42

# Insight #6 - Teacher-Student Relationships

6-8 Graders are responding more favorable to this topic with the most favorable questions focusing on respect and care from teachers\*.



## QUESTION

> How many of your teachers are respectful towards you?

**80%** *i*  
responded  
favorably

**2**  
from Spring  
2022



## QUESTION

> When your teachers ask how you are doing, how many of them are really interested in your answer?

**52%** *i*  
responded  
favorably

**4**  
from Spring  
2022



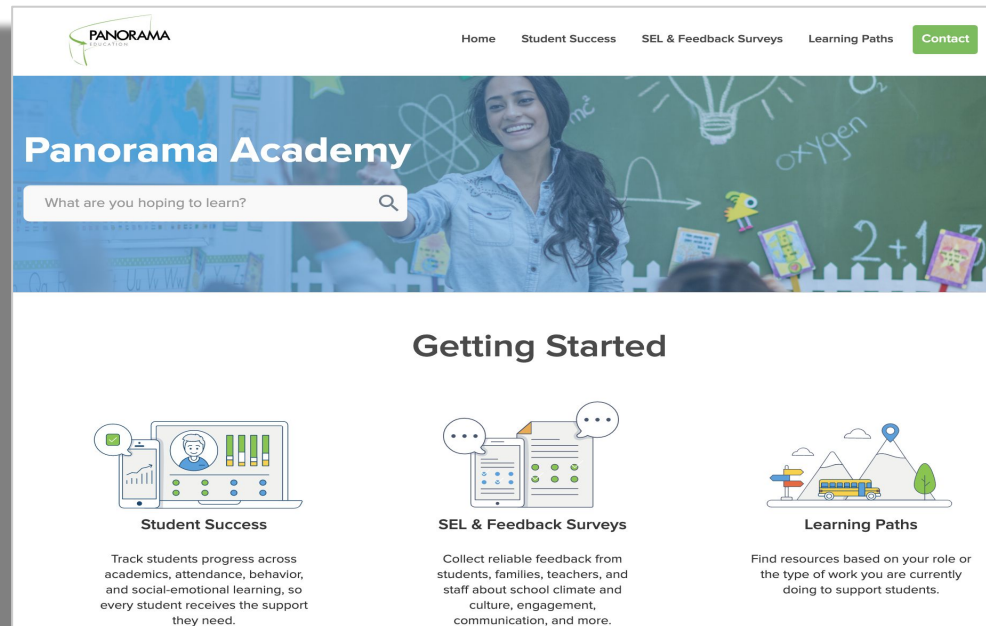
# **Additional Supports and Next Steps**



**PANORAMA**  
EDUCATION

[academy.panoramaed.com](https://academy.panoramaed.com)

- Everything you need to know to get started with Panorama
- Articles, videos, FAQ's and community workshops
- Learn more about the research behind Panorama



- Professional learning library
- Resources from expert organizations
- Easy-to-use and adaptable strategies across multiple topics:
  - Emotion Regulation
  - Sense of Belonging
  - Teacher-Student Relationships



GROWING LEADERS

[pan-ed.com/playbook](https://pan-ed.com/playbook)

# How Panorama Data Survey is used

- Student perception of their skills & environmental supports
- Identifying school-wide needs
- One Plan goal setting & school improvement strategies
- Identifying intervention groups
- MLO accountability
- Measuring student growth for improved academic outcomes and behaviors



- Develop District 11 Panorama website
- Collaborate with Education Insights and Schools
  - Survey administration
  - Analysis of results and sharing with families
  - Support schools with action steps
- Continue to support schools with Comprehensive Student Support Model (CSSM) implementation to meet MLO



# Thank You!

# Appendix



**PANORAMA**  
EDUCATION

# 3x

Students who report low self-management skills are **three times more likely** to have behavior referrals.

# 2x

Students who feel connected to an adult at school report more than **double their overall sense of belonging.**

# +74%

When students feel connected to their teacher, they are **74% more likely** to report using strategies to learn more effectively.

## When students believe their teacher encourages them to do their best, they are...

- **5x** more likely to feel connected to their teacher
- **3x** more likely to use ideas from class in their daily life
- **2x** times more likely to feel like they belong in class
- **74%** more likely to say they use strategies to learn more effectively
- **56%** more likely to say they will try to reach an important goal after failing

## Why invest in the whole child?

*Students who have a sense of belonging at school, positive student-teacher relationships, and self-management, emotional regulation, and self-efficacy skills have these results:*

**11%**

academic gains



improved classroom  
behavior & stress  
management

**11:1**

return on investment