Klein Independent School District

Frank A. Lemmon Administration Building
7200 Spring Cypress Road, Klein, Texas 77379-3215
(832) 249-4000
www.kleinisd.net

2023 - 2024 Adopted Budget
July 1, 2023 - June 30, 2024

Board of Trustees

Rob Ellis, President
Cathy M. Arellano, Vice President
Dustin Creager, Secretary
Ronnie K. Anderson, Trustee
Doug James, Trustee
Georgan Reitmeier, Trustee
Chris Todd, Trustee

Administration

Dr. Jenny McGown, Superintendent
Bob Anderson, Associate Superintendent, Human Resource Services
Dr. Brian Greeney, Chief of Schools
Dayna Hernandez, Chief of Communications & Planning
Dr. Anthony Indelicato, Chief Academic Officer
Marlon Runnels, Chief of Police
Daniel Schaefer, CPA, Chief Financial Officer
August Wunderlich, Associate Superintendent, Facility & School Services

Prepared By

Tracie Edinburgh, RTSBA, Director of Budget
Karen Ryder, CTSBS, Senior Budget Analyst
Kendra Upchurch, RTSBA, Position Control Coordinator
Laura Calvert, Budget Analyst

Executive Summary
Fiscal Year 2023-2024

June 6, 2023

Board of Trustees
Klein Independent School District
7200 Spring Cypress Road
Klein, Texas 77379

Dear Board Members:

The Klein Independent School District (the District) Proposed Budget for fiscal year 2023-2024 is submitted herewith. The District assumes responsibility for data accuracy and completeness. This budget presents the District's projected financial and operational plan and all necessary disclosures, including information for the General Fund, Food Service Fund, and Debt Service Fund.

House Bill 3 (HB 3), as passed by the 86th Legislature, compressed school district tax rates. After adjusting for other changes related to the transition from prior law to HB 3, maintenance and operations (M&O) tax rates for tax year 2019 were compressed by the state compression rate of 93%, or 0.93. M&O tax rates for tax year 2021 will continue to be compressed using state and/or local compression percentage rates with a base of 0.93 for both. Beginning with the 2019 tax year, school districts are required to reduce the tier one tax rate as defined under Section 45.0032, Education Code as well as any tax rate compression required to be applied to the enrichment tax rate under Section 48.202(f), Education Code. The District prepared the 2023-2024 budgets with a preliminary tax rate of $1.2002 per $100 property valuation which represents a decrease of $0.0298 or approximately 2.42% from prior year. The General Fund (M&O) rate will be compressed to $0.8402 and the Debt Service (I&S) rate will decrease by $.015 to $0.3600. Taxable property values determined by the Harris County Appraisal District (HCAD) in 2023 are estimated to increase approximately 11.63%, pending receipt of the HCAD's 2023 certified tax roll in late July. Recent approximations project a tax collection increase of $15.9 million in the M&O fund and an increase of $6.3 million in the I&S fund.

At the time of preparation of this proposed budget, despite a historic surplus at the State level and inflation at approximately 14% per the Texas Comptroller, the 88th Texas Legislative regular session has concluded with House Bill 100 dying in the Senate, the only proposal on the table that would have increased public education funding to raise teacher salaries and increase the student state-determined Basic Allotment (BA). As a result, for budgeting purposes, stable student enrollment, the BA stagnant at the 2019 state-determined amount of $6,160, and increased property values offset partially by a decrease in the tax rate will result in a decrease of $6.4 million in state aid. State revenue will provide 46.2% of total M&O revenues in 2023-2024, a decrease from 48.8% in 2022-2023.

Despite these unnecessary and challenging circumstances for all Texas public schools, as a result of active fiscal management of the district, the District was able to prepare and recommend for Board approval a compensation package for the 8,000+ employees of Klein ISD. This compensation plan includes:

- All employees will receive a pay increase of 2.0 percent of control point;
- Starting teacher pay will remain at a competitive $60,000;
- An increase to the minimum wages for various highly competitive support positions;

- Market adjustments for experienced teachers (years 10-30) to remain competitive and retain top talent.

General Fund estimated revenues and other sources are projected to increase in 2023-2024 by $29.4 million and appropriations are increasing by $29.4 million. These changes will yield a balanced budget for 2023-2024. Rising inflation and wage related costs continue to put significant pressure on the budget. An increase in the state funding per student through legislative action will be needed to overcome these challenges in the future through a special session of the 88th Legislative Session or the 89th Legislative Session.

ACKNOWLEDGEMENTS - We appreciate the leadership and fiscal support provided by the Klein Independent School District Board of Trustees and the Klein community for the development, implementation, and maintenance of our excellent education programs. We will continue to focus on every student entering with a promise and exiting with a purpose as we continue our tradition of excellence and innovation in Klein ISD.

Respectfully submitted,

Dr. Jenny McGown |Klein ISD Superintendent

Daniel A. Schaefer, CPA |Chief Financial Officer

Tracie Edinburgh |Director of Budget

Klein Independent School District
Combined Statement of Revenues, Expenditures, and Changes in Fund Balance
By Major Object
For the Year Ending June 30, 2024

	General Fund	Food Service Fund	Debt Service Fund	Total
Revenues				
Local Sources	$ 265,170,657	$ 9,572,961	$ 112,590,574	$ 387,334,192
State Sources	238,536,141	687,854	2,250,518	241,474,513
Federal Sources	12,486,032	22,828,434	-	35,314,466
Total Revenues	$ 516,192,830	$ 33,089,249	$ 114,841,092	$ 664,123,171
Expenditures				
Payroll Costs	$ 489,205,559	$ 14,095,761	$ -	$ 503,301,320
Contracted Services	26,501,673	197,070	-	26,698,743
Supplies & Materials	15,049,600	19,356,906	-	34,406,506
Other Operating Costs	9,940,364	110,180	-	10,050,544
Debt Service	732,584	4,332	114,841,092	115,578,008
Capital Outlay	77,500	4,290,200	-	4,367,700
Total Expenditures	$ 541,507,280	$ 38,054,449	$ 114,841,092	$ 694,402,821
Net Revenues Over (Under) Expenditures	$ (25,314,450)	$ (4,965,200)	$ -	$ (30,279,650)
Other Sources (Uses)				
Other Sources	$ 25,314,450	$ -	$ -	$ 25,314,450
Other Uses	-	-	-	-
Net Sources Over (Under) Uses	$ 25,314,450	$ -	$ -	$ 25,314,450
Net Change In Fund Balance	$ -	$ (4,965,200)	$ -	$ (4,965,200)
Beginning Fund Balance - July 1	$ 239,303,256	$ 12,230,877	$ 77,131,567	$ 328,665,700
Ending Fund Balance - June 30	$ 239,303,256	$ 7,265,677	$ 77,131,567	$ 323,700,500

Total Revenues by Fund

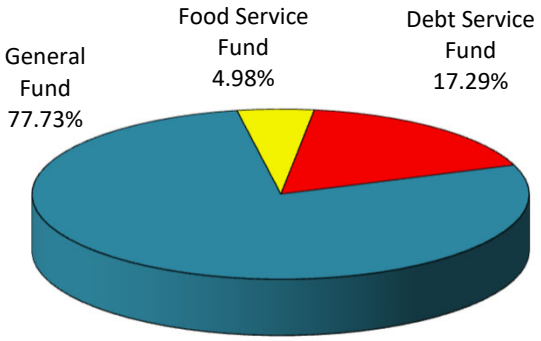

Total Appropriations by Fund

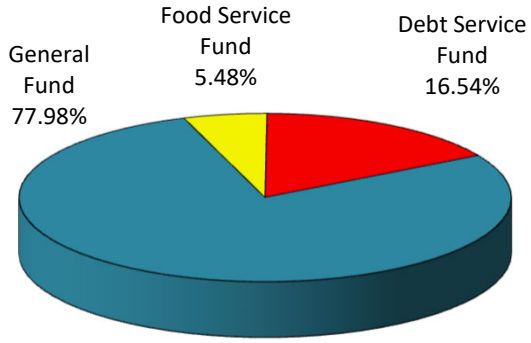

2023-2024 General Fund Budget Highlights

Estimated Revenues

2022-2023 General Fund Adopted Revenue	499,808,204
· Tax Revenue (Value growth of 11.63% & decrease of $0.0298 to $0.8402 M&O Tax Rate)	15,948,341
· Interest Earnings (Increased Interest Rates)	9,180,143
· Miscellaneous Local Sources	(518,082)
Local Revenue - Net Change	**24,610,402**
· State Aid - Available School Fund	(1,966,655)
· State Aid - Foundation School Program	(4,516,154)
· Increase in TRS On Behalf (State Revenue)	1,218,595
State Revenue - Net Change	**(5,264,214)**
· Indirect Costs	(1,626,302)
· School Health & Related Services (SHARS) Revenues	(1,387,400)
· eRate Reimbursement	52,140
Federal Revenue - Net Change	**(2,961,562)**
2023-2024 General Fund Proposed Revenue	**516,192,830**

Estimated Expenditures

2022-2023 General Fund Adopted Budget	512,064,546

Payroll Appropriations

· 2022-2023 Post Adoption & 2023-2024 Personnel Unit Additions/Reclassifications		
Administrators (i.e., Director)	6.00	
Associate/Assistant Principals	11.00	
Student Behavior Support	49.00	
Bus Drivers & Bus Aides	12.00	
Campus Professional (i.e., Instructional Specialist)	32.00	
Custodial	1.00	
Nurse/Clinic Assistant	1.00	
Other Professionals (i.e., ARD Committee Manager, Program Coordinator)	25.00	
Police Officers	4.00	
School Counselor	7.00	
Secretary/Clerical	2.50	
Security Support Personnel	1.00	
Teachers	175.25	
Teacher Assistants	94.00	
Net Change from 2022-2023 & 2023-2024	420.75	$17,043,630
· Compensation Plan		6,150,548
· Substitutes		139,703
· Stipends and Extra Duty Pay		2,622,326
Payroll - Net Change		**25,956,207**

Non-Payroll Appropriations

· Legal, Audit, Appraisal, and Tax Fees	45,850
· Utilities	239,555
· Professional & Consulting Services, Tuition, Contracted Repair, Maintenance, & Operating Leases	(114,941)
· Other Contracted Services (i.e., SmartTag GPS, Temporary building, Website development)	1,003,287
Contracted Services - Net Change	**1,173,750**

Appropriation Highlights Continued on Next Page

2023-2024 General Fund Budget Highlights

· Fuel	(20,586)
· Maintenance Supplies	627,483
· General Supplies	70,558
Supplies and Materials - Net Change	**677,456**
· Property and Casualty Insurance	743,323
· Miscellaneous Operating Costs	184,814
Miscellaneous Operating Costs - Net Change	**928,137**
· Debt Service (Governmental Accounting Standards Board (GASB) 87 & 96 Standards Implementation)	707,184
Debt Service & Capital Outlay - Net Change	**707,184**
2023-2024 General Fund Proposed Budget	**541,507,280**

Other Sources / Other Uses

2022-2023 General Fund Other Sources	**12,256,342**
· Transfer from Capital Projects	13,058,108
Other Sources - Net Change	**13,058,108**
2022-2023 General Fund Other Sources	**25,314,450**
2022-2023 General Fund Other Uses	**-**
Other Uses - Net Change	**-**
2022-2023 General Fund Proposed Other Uses	**-**
2023-2024 General Fund Proposed Net Sources	**25,314,450**

Klein Independent School District
Comparative Summary of Revenues, Expenditures, and Changes in Fund Balance
General Fund by Major Object

Introduction

The general fund is a governmental fund with budgetary control used to record operating transactions of on-going organizations and activities from a variety of revenue sources. Fund balance is controlled by and retained for the use of the District. This fund includes transactions from local maintenance taxes; foundation entitlements; interest income; and other miscellaneous local, state and federal revenues. The general fund utilizes the modified accrual basis of accounting and employs the classifications defined as Function and Major Object Codes by the Texas Education Agency. These classifications must be used to account for funds as designated by the local governing board, having wide discretion in their use as provided by law.

	2019-20 Audited Actual	2020-21 Audited Actual	2021-22 Audited Actual	2022-23 Adopted Budget	2023-24 Proposed Budget	Change from Prior Year
Beginning Fund Balance	$ 177,757,325	$ 230,870,495	$ 213,402,819	$ 235,381,462	$ 239,303,256	$ 3,921,794
Revenues						
Property Taxes	$ 213,067,309	$ 222,229,450	$ 227,081,209	$ 237,156,015	$ 253,104,356	$ 15,948,341
Other Local Sources	5,094,621	3,947,881	4,191,748	3,404,240	12,066,301	8,662,061
State Sources	199,937,915	218,601,628	218,459,841	219,428,474	212,945,665	(6,482,809)
State TRS Contributions	20,753,479	25,349,178	26,172,177	24,371,881	25,590,476	1,218,595
Federal Sources	10,814,895	10,681,395	19,123,090	15,447,594	12,486,032	(2,961,562)
Total Revenues	$ 449,668,219	$ 480,809,532	$ 495,028,065	$ 499,808,204	$ 516,192,830	$ 16,384,626
Expenditures						
Payroll Costs	$ 362,510,659	$ 426,616,458	$ 433,618,602	$ 463,249,353	$ 489,205,559	$ 25,956,206
Contracted Services	19,411,550	20,407,961	17,855,141	25,327,923	26,501,673	1,173,750
Supplies & Materials	8,987,361	13,417,946	11,814,706	14,372,144	15,049,600	677,456
Other Costs	5,173,954	7,090,451	7,795,116	9,012,226	9,940,364	928,138
Debt Service**	-	-	1,189,772	-	732,584	732,584
Capital Outlay	499,733	1,984,133	932,367	102,900	77,500	(25,400)
Total Expenditures	$ 396,583,256	$ 469,516,949	$ 473,205,703	$ 512,064,546	$ 541,507,280	$ 29,442,734
Other Sources (Uses)						
Other Sources	$ 100,707	$ 170,424	$ 156,530	$ 12,256,342	$ 25,314,450	$ 13,058,108
Other Uses	(72,500)	(28,930,683)	(249)	-	-	-
Net Sources (Uses)	$ 28,207	$ (28,760,259)	$ 156,281	$ 12,256,342	$ 25,314,450	$ 13,058,108
Change in Fund Balance	$ 53,113,170	$ (17,467,676)	$ 21,978,643	$ -	$ -	$ -
Amendments - June 2023				*3,921,794*		
Ending Fund Balance	$ 230,870,495	$ 213,402,819	$ 235,381,462	$ 239,303,256	$ 239,303,256	$ -

*2019-20 Audited Actual was for 10 month transition to July 1st start date in 2020-21.

**Changes due to the implementation of new Governmental Accounting Standards Board (GASB) standards, GASB 87 & GASB 96

Klein Independent School District
Chart of Revenues by Source and Expenditures by Major Object
General Fund

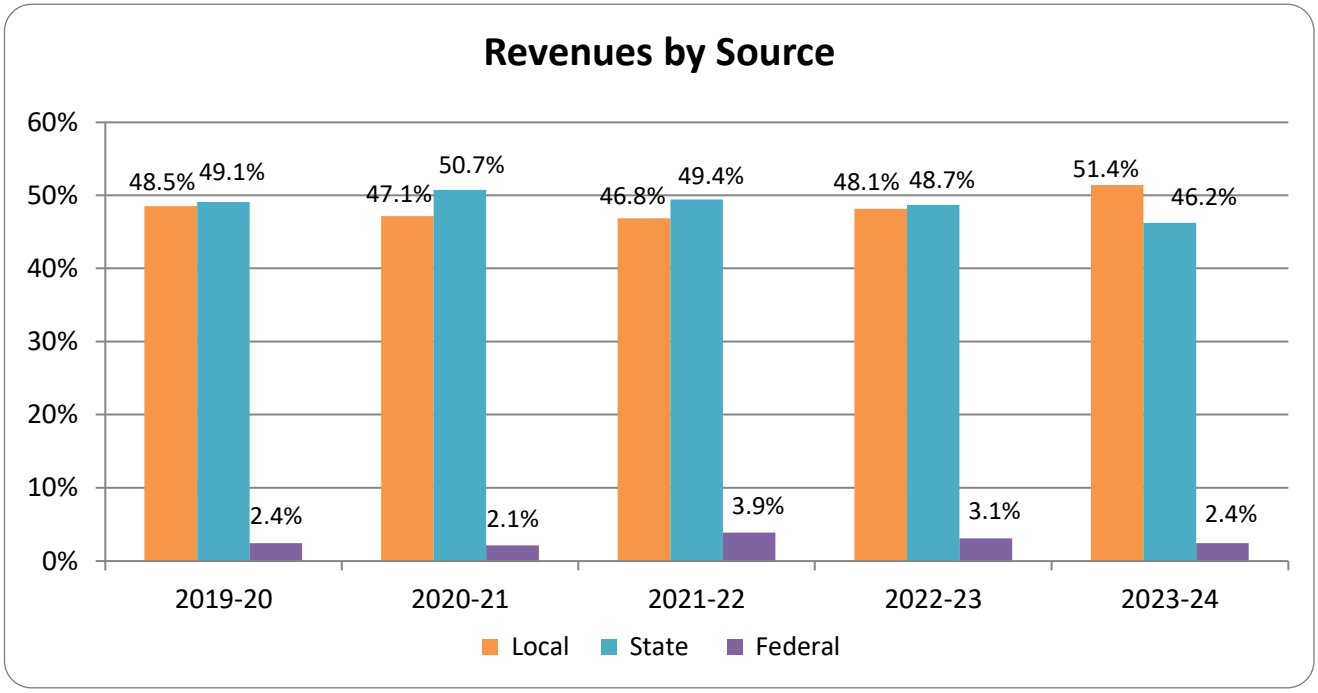

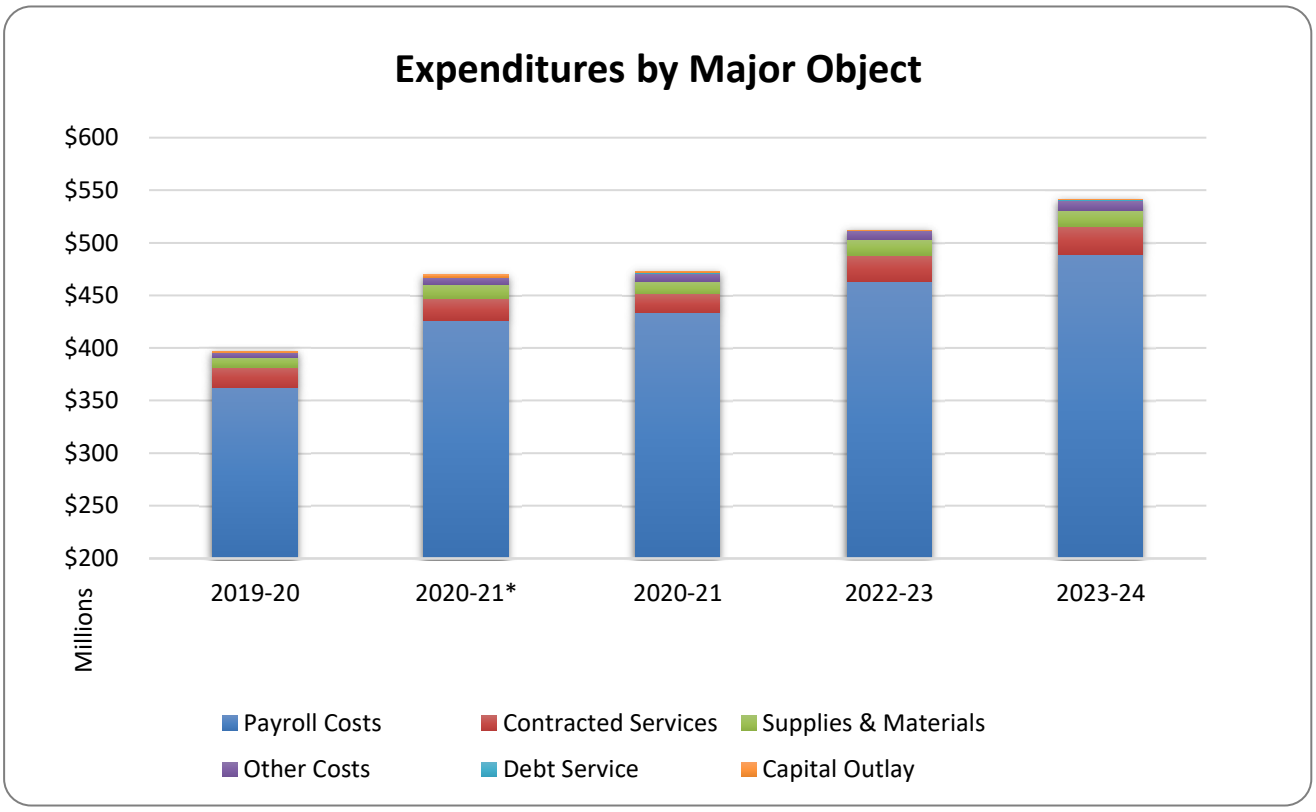

**Changes due to the implementation of new Governmental Accounting Standards Board (GASB) standards, GASB

Klein Independent School District
Comparative Summary of Revenues, Expenditures, and Changes in Fund Balance
General Fund by Function

	2019-20 Audited Actual	2020-21 Audited Actual	2021-22 Audited Actual	2022-23 Adopted Budget	2023-24 Proposed Budget	Change from Prior Year
Revenues						
Local Sources	$ 218,161,930	$ 226,177,331	$ 231,272,957	$ 240,560,255	$ 265,170,657	$ 24,610,402
State Sources	220,691,394	243,950,806	244,632,018	243,800,355	238,536,141	(5,264,214)
Federal Sources	10,814,895	10,681,395	19,123,090	15,447,594	12,486,032	(2,961,562)
Total Revenues	$ 449,668,219	$ 480,809,532	$ 495,028,065	$ 499,808,204	$ 516,192,830	$ 16,384,626
Expenditures						
Instruction	$ 248,002,566	$ 293,718,770	$ 293,605,555	$ 312,177,465	$ 327,584,626	$ 15,407,161
Instructional Resource & Media	4,084,215	4,760,147	4,445,352	4,931,621	4,931,815	194
Curriculum & Staff Development	10,148,444	11,189,554	11,513,575	12,694,964	13,221,265	526,301
Instructional Leadership	3,442,389	4,695,383	4,768,111	5,037,772	5,733,742	695,970
School Leadership	27,693,579	32,406,633	32,563,916	33,629,937	35,431,661	1,801,724
Guidance, Counseling & Evaluation	22,565,676	26,235,601	26,619,582	29,797,811	34,432,521	4,634,710
Social Work Services	509,765	573,713	562,572	603,451	628,539	25,088
Health Services	5,569,517	6,154,064	5,964,132	6,718,702	7,050,976	332,274
Student Transportation	12,214,889	13,085,745	16,794,188	18,204,682	19,583,305	1,378,623
Food Service	3,721	299,022	-	-	-	-
Extracurricular Activities	8,044,294	8,659,226	9,657,348	10,643,413	10,656,972	13,559
General Administration	8,565,585	10,838,978	11,884,671	11,961,852	11,974,441	12,589
Facilities Maintenance & Operations	29,092,980	36,758,520	33,904,262	42,826,353	45,259,944	2,433,591
Security & Monitoring Services	5,334,364	6,677,437	6,687,533	7,384,568	8,156,256	771,688
Data Processing Services	8,814,183	9,964,271	9,582,845	11,543,637	11,544,169	532
Community Services	262,572	353,229	409,926	458,318	646,524	188,206
Debt Service**	-	-	1,189,772	-	1,232,584	1,232,584
Facilities Acquisition & Construction	3,470	10,868	5,926	-	-	-
Payments to Member Districts of SSA	472,681	631,462	612,454	700,000	700,000	-
Juvenile Justice Alt Ed Pgm	99,000	230,142	129,878	300,000	250,000	(50,000)
Intergovernmental Charges (HCAD)	1,659,366	2,274,184	2,304,105	2,450,000	2,487,940	37,940
Total Expenditures	$ 396,583,256	$ 469,516,949	$ 473,205,703	$ 512,064,546	$ 541,507,280	$ 29,442,734
Other Sources (Uses)						
Other Sources	$ 100,707	$ 170,424	$ 156,530	$ 12,256,342	$ 25,314,450	$ 13,058,108
Other Uses	(72,500)	(28,930,683)	(249)	-	-	-
Net Sources (Uses)	$ 28,207	$ (28,760,259)	$ 156,281	$ 12,256,342	$ 25,314,450	$ 13,058,108
Net Change In Fund Balance	$ 53,113,170	$ (17,467,676)	$ 21,978,643	$ -	$ -	$ (0)
Beginning Fund Balance	$ 177,757,325	$ 230,870,495	$ 213,402,819	$ 235,381,462	$ 239,303,256	
Amendments - June 2023				*3,921,794*		
Ending Fund Balance	$ 230,870,495	$ 213,402,819	$ 235,381,462	$ 239,303,256	$ 239,303,256	$ -

*2019-20 Audited Actual was for 10 month transition to July 1st start date in 2020-21.

**Changes due to the implementation of new Governmental Accounting Standards Board (GASB) standards, GASB 87 & GASB 96

Klein Independent School District
2023-2024 Adopted Budget by TEA-Determined Function
General Fund

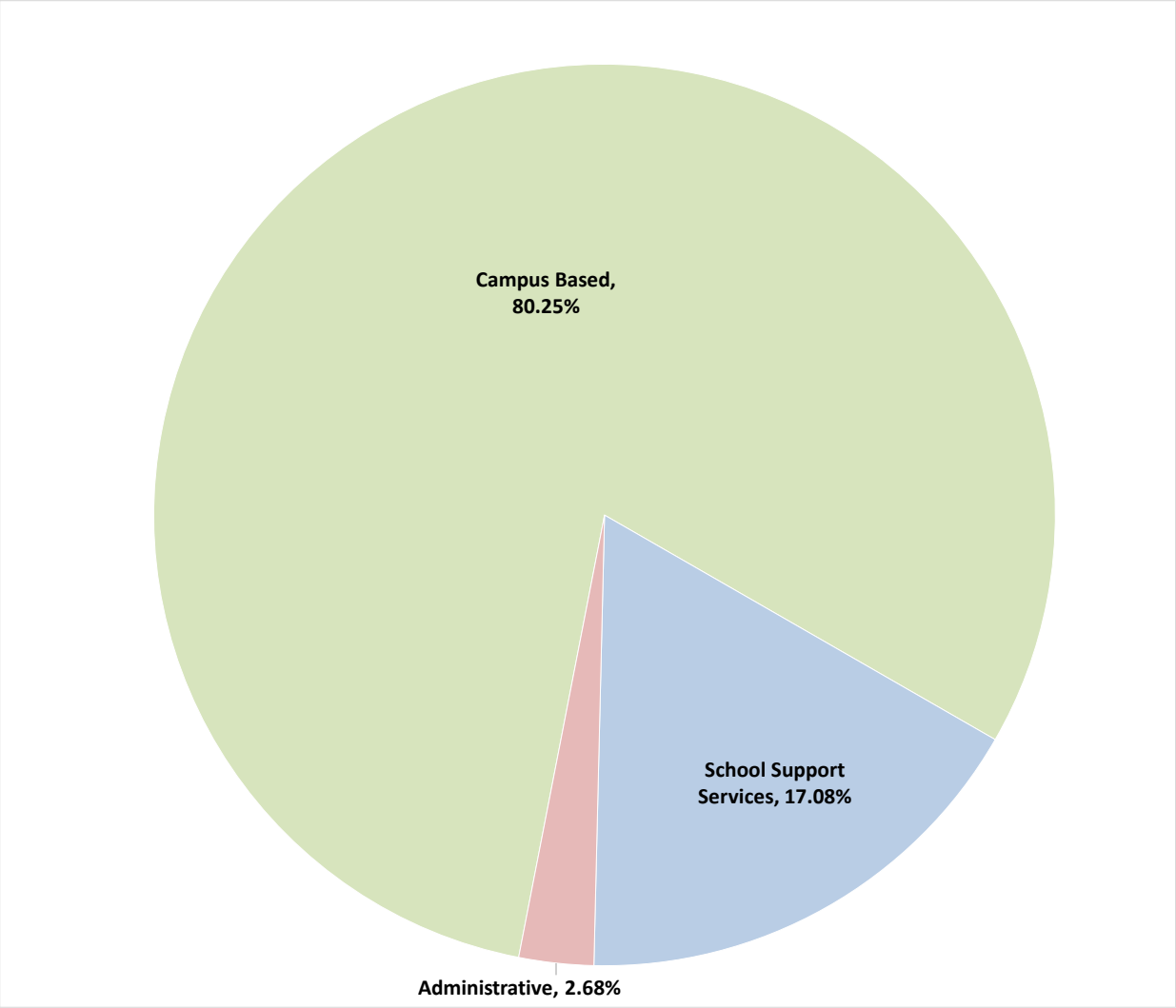

		Per Student	%	
Campus Based	Instruction	$ 6,071	60.64%	**80.25%**
	School Leadership	657	6.56%	
	Guidance and Counseling	638	6.37%	
	Staff Development	245	2.45%	
	Extracurricular Activities	198	1.97%	
	Health Services	131	1.31%	
	Resource and Media	91	0.91%	
	Juvenile Justice Alt Ed Program	5	0.05%	
School Support Services	Maintenance	407	4.07%	**17.08%**
	Plant Operations/Custodial Services	250	2.50%	
	Utilities	182	1.81%	
	Transportation	363	3.62%	
	Data Processing	214	2.14%	
	Security & Monitoring	151	1.51%	
	Instructional Leadership	106	1.06%	
	Shared Services	13	0.13%	
	Social Work Services	12	0.12%	
	Community Services	12	0.12%	
	Food Service	-	0.00%	
Administrative	Intergovernmental Charges (HCAD)	46	0.46%	**2.68%**
	General Administration	222	2.22%	
Total		**10,013**	**100%**	**100%**

Klein Independent School District
Comparative Summary of Revenues, Expenditures, and Changes in Fund Balance
Debt Service Fund

	2019-20 Audited Actual	2020-21 Audited Actual	2021-22 Audited Actual	2022-23 Adopted Budget	2023-24 Proposed Budget	Change from Prior Year
Revenues						
Property Taxes	$ 85,503,451	$ 88,036,553	$ 93,598,148	$ 102,261,179	$ 108,631,504	$ 6,370,325
Other Local Sources	1,401,039	138,052	68,904	601,222	3,959,070	3,357,848
State Sources	1,670,524	1,645,953	1,647,115	2,677,536	2,250,518	(427,018)
Federal Sources	842,742	447,657	-	-	-	-
Total Revenues	$ 89,417,756	$ 90,268,215	$ 95,314,167	$ 105,539,937	$ 114,841,092	$ 9,301,155
Expenditures						
Audit Fees	$ -	$ -	$ 3,946	$ -	$ -	$ -
Principal	16,295,000	44,705,000	44,500,000	$ 64,248,114	60,276,444	(3,971,670)
Interest	25,833,616	46,241,916	44,550,301	$ 41,291,823	54,413,593	13,121,770
Other Debt Service Fees	974,252	476,533	312,656	-	151,055	151,055
Total Expenditures	$ 43,102,868	$ 91,423,449	$ 89,366,903	$ 105,539,937	$ 114,841,092	$ 9,301,155
Other Sources (Uses)						
Other Sources	$ 114,837,001	$ 71,710,088	$ 44,653,274	$ -	$ -	$ -
Other Uses	(113,881,890)	(71,248,651)	(44,360,344)	-	-	-
Net Sources (Uses)	$ 955,111	$ 461,437	$ 292,930	$ -	$ -	$ -
Amendments - June 2022				$ -		
Net Change In Fund Balance	$ 47,269,999	$ (693,797)	$ 6,240,194	$ -	$ -	$ -
Beginning Fund Balance	24,315,171	71,585,170	70,891,373	77,131,567	77,131,567	-
Ending Fund Balance	$ 71,585,170	$ 70,891,373	$ 77,131,567	$ 77,131,567	$ 77,131,567	$ -

Discussion

The Debt Service tax rate is determined by the amount of annual payments to service bonded indebtedness, approved by the local taxpayers. Additional resources come from interest earnings and state aid generated by the Hold Harmless provision to offset tax revenue reductions resulting from the additional $40,000 homestead exemption. Current outstanding debt consists of bonds initially sold from voter authorizations totaling $224.15 million in 2004, $646.9 million in 2008, $498.1 million in 2015, and $895.35 million in 2022.

Debt Service ending fund balance at 6/30/2023 is to remain steady. The amount represents 67.2% of 2023-2024 debt service requirements. Debt service requirements for the remaining authorization have not been budgeted at the time of the adoption as management is working on the payment structure with the District's financial advisor.

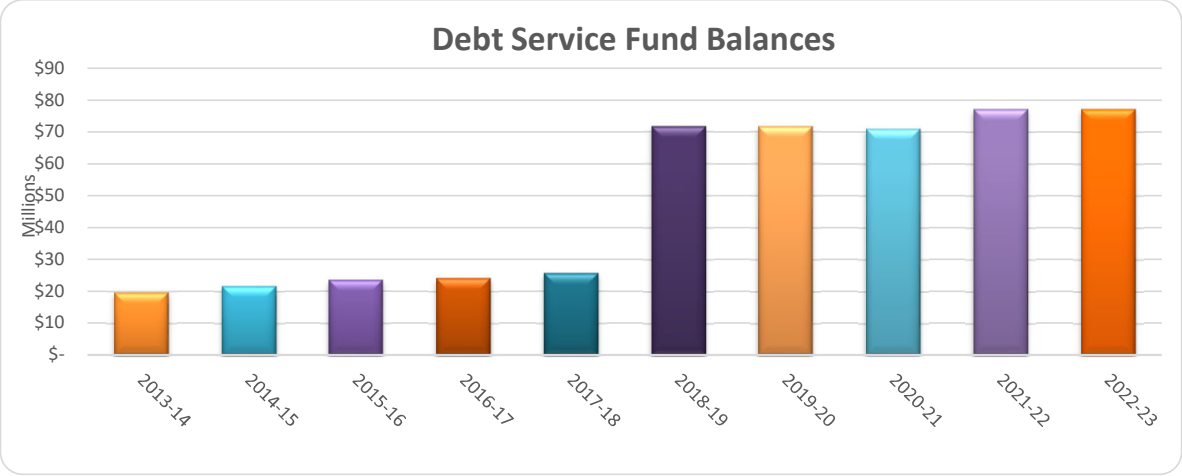

Klein Independent School District
Comparative Summary of Revenues, Expenditures, and Changes in Fund Balance
Food Service Fund by Function

The Food Service Fund (National School Lunch Program) is used exclusively for child nutrition purposes, utilizing the modified accrual basis of accounting. A separate bank account is maintained for this budgeted fund, and it is considered a special revenue fund based on the following criteria: (1) User fees are charged to supplement the National School Lunch Program (NSLP), and (2) The General Fund subsidizes the Food Service Program for all expenditures in excess of NSLP, and (3) The District does not consider the Food Service Program completely self-supporting.

	2019-20 Audited Actual	2020-21 Audited Actual	2021-22 Audited Actual	2022-23 Adopted Budget	2023-24 Proposed Budget	Change From Prior Year
Revenues						
Local Sources	$ 6,131,662	$ 1,944,987	$ 3,199,565	$ 10,712,428	$ 9,572,961	$ (1,139,467)
State Sources	116,916	116,292	35,299	1,250,708	125,000	(1,125,708)
State TRS Contributions	508,117	601,550	655,260	562,854	562,854	-
Federal Sources	11,697,109	23,434,319	30,277,377	17,008,533	22,828,434	5,819,901
Total Revenues	$ 18,453,804	$ 26,097,148	$ 34,167,501	$ 29,534,523	$ 33,089,249	$ 3,554,726
Expenditures						
Food Service	$ 20,325,558	$ 23,222,163	$ 28,483,292	$ 29,355,671	$ 34,604,992	$ 5,249,321
Facilities Maint & Operations	-	-	-	-	-	-
Security & Monitoring Services	125	125	-	125	125	-
Debt Service	-	-	7,168	-	4,332	4,332
Facilities Acquisition & Construciton	-	-	47,671	-	3,445,000	3,445,000
Total Expenditures	$ 20,325,683	$ 23,222,288	$ 28,538,131	$ 29,355,796	$ 38,054,449	$ 8,698,653
Other Sources (Uses)						
Other Sources	$ 80,321	$ 8,810	$ 4,416	$ -	$ -	$ -
Other Uses	-	(52,983)	-	-	-	-
	$ 80,321	$ (44,173)	$ 4,416	$ -	$ -	$ -
Projected Amendments - June 2022				$ -		
Net Change In Fund Balance	$ (1,791,558)	$ 2,830,687	$ 5,633,786	$ 178,727	$ (4,965,200)	$ (5,143,927)
Beginning Fund Balance	$ 5,379,235	$ 3,587,677	$ 6,418,364	$ 12,052,150	$ 12,230,877	$ 178,727
Ending Fund Balance	$ 3,587,677	$ 6,418,364	$ 12,052,150	$ 12,230,877	$ 7,265,677	$ (4,965,200)

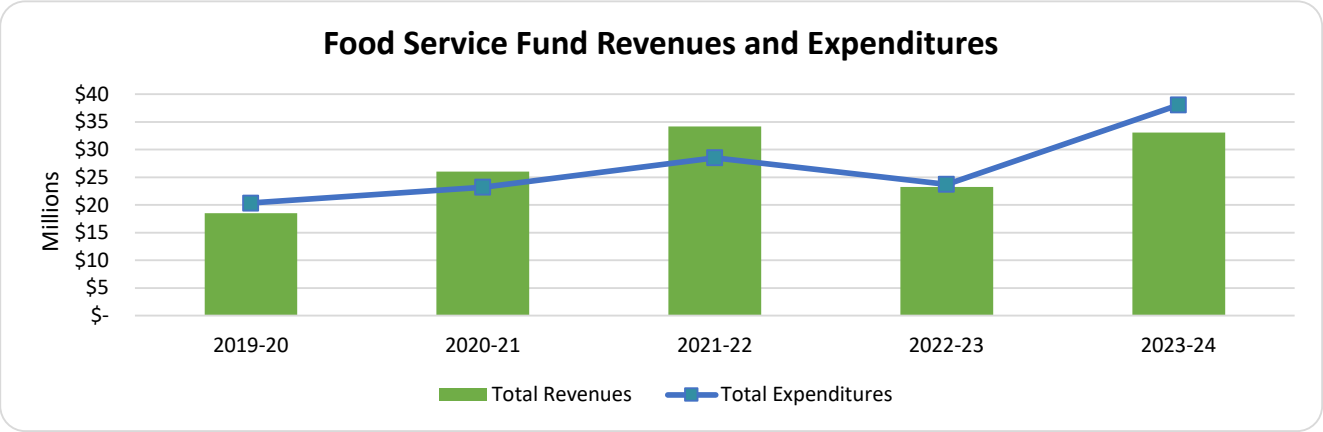

Klein Independent School District
Property Tax Rates

	2019-20 Adopted Rate	2020-21 Adopted Rate	2021-22 Adopted Rate	2022-23 Adopted Rate	2023-24 Proposed Rate
Maintenance & Operations	$0.9700	$0.9573	$0.9201	$0.8550	$0.8402
Interest & Sinking	$0.3900	$0.3800	$0.3800	$0.3750	$0.3600
Total Tax Rate	$1.3600	$1.3373	$1.3001	$1.2300	$1.2002

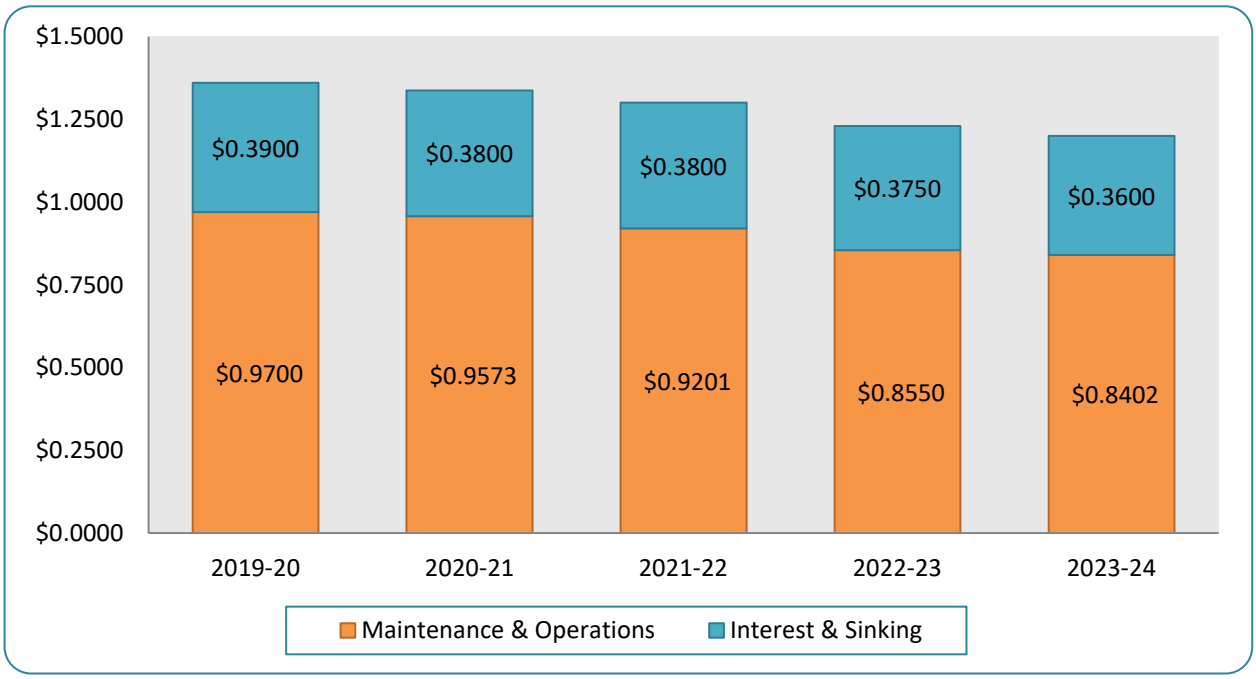

2023 M&O Tax Rate Calculation	
District's total adopted TY 2023 M&O tax rate =	$0.8646
Maximum Tier one tax rate (limited to 90% of highest taxing district) =	$0.7902
Tier Two Golden Pennies =	$0.0500
M&O Tax Rate =	**$0.8402**

Voter Approved (Rollback) Tax Rate for TY 2023	
Section 26.08 (n) (A) District Maximum Compessed Tax Rate (MCR) Local preliminary MCR - lesser of[1.025 × (TY2020DPV+E) × PY MCR) ÷TY 2023 T2] or PY MCR	**$0.7902**
(B) (i) Districts TY 2020 enrichment Tax rate	$0.0500
(B) (ii) 5 cents if applicable	$0.0000
TY 2023 I&S Tax Rate	$0.3600
Voter Approval Tax Rate	**$1.2002**

Klein Independent School District
Comparison of Levy on Average Residence

	2019 Certified Value as of 6/30/2020	2020 Certified Value as of 6/30/2020	2021 Certified Value as of 6/30/2021	2022 Certified Value as of 6/30/2022	2023 Estimated Value as of 4/30/2023
Residence:					
Average Market Value	$ 227,709	$ 234,651	$ 251,650	$ 312,363	$ 350,387
Average Taxable Value	199,795	206,925	221,404	242,009	266,351
Tax Rate per $100 Value	$ 1.3600	$ 1.3373	$ 1.3001	$ 1.2300	$ 1.2002
Taxes Due on Average Residence	$ 2,717.21	$ 2,767.21	$ 2,878.47	$ 2,976.71	$ 3,196.74

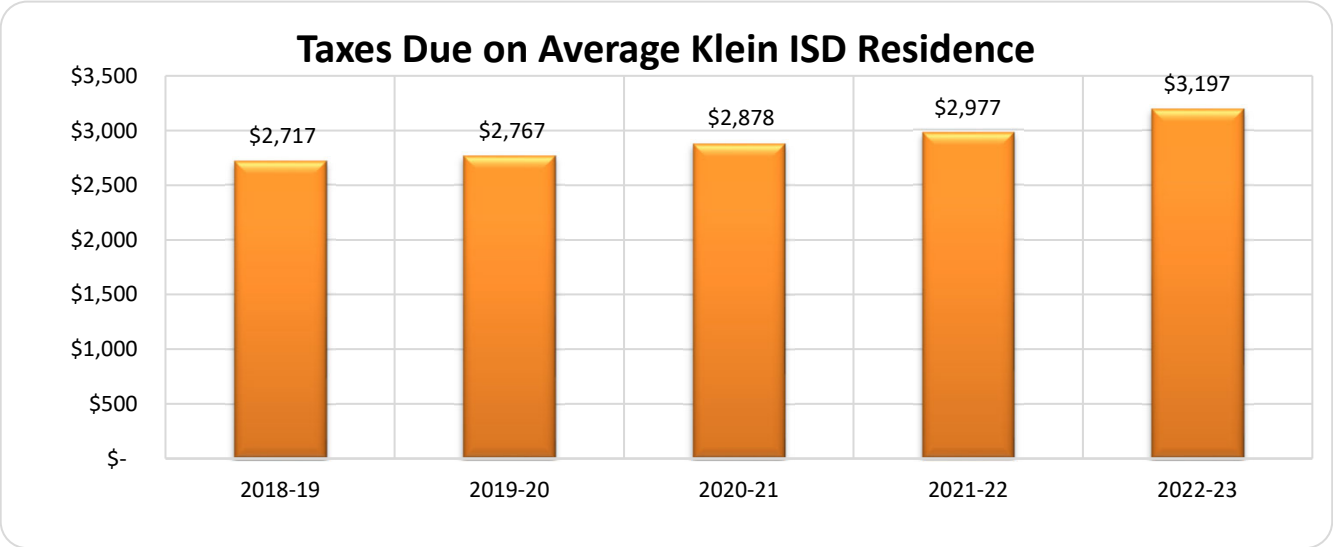

Discussion

Certain specific exemptions apply to residential homesteads. An adult who files an application is entitled to an exemption from taxation by the District of $40,000. This exemption will become effective for the tax year beginning January 1, 2023. This exemption replaces the previous exemption of $25,000 that was effective beginning January 1, 2015. Disabled veterans are entitled to an exemption, the amount of which varies up to $12,000, dependent on age and disability, and certain survivors of deceased disabled veterans may claim the same amount of exemption. In addition to state mandated exemptions, the District offers a $13,300 local exemption to taxpayers 65 years of age or older. In addition, except for increases attributable to certain improvements, the District is prohibited by State law from increasing the total ad valorem tax of the residence homestead of persons 65 years of age or older above the amount of tax imposed in the year such residence qualified for an exemption based on age of the owner.

Klein Independent School District
Assessed Value of Taxable Property

	2019 Certified Value as of 6/30/2020	2020 Certified Value as of 6/30/2020	2021 Certified Value as of 6/30/2021	2022 Certified Value as of 6/30/2022	2023 Estimated Value as of 4/30/2023
HCAD Certified Value	$22.837	$24.050	$25.836	$28.160	$31.435
Average HCAD Change From Prior Year	3.18%	5.31%	7.42%	8.99%	11.63%
Texas Comptroller Value	$22.291	$23.594	$24.929	$27.510	$30.769

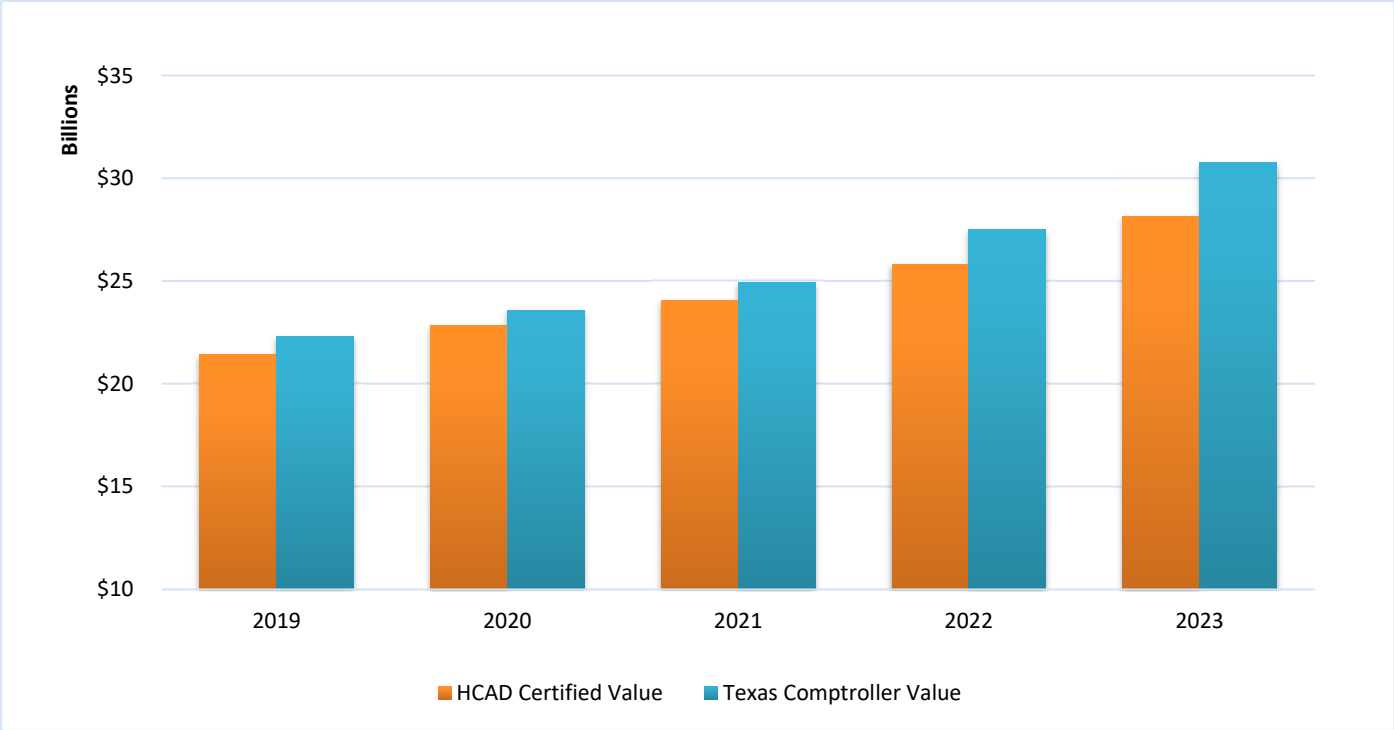

Discussion

The Harris County Appraisal District (HCAD) is expected to certified the 2023 tax roll in August, based on property values as of January 1 of the current tax year. The District's fiscal year runs from July 1 to June 30, therefore the certified estimate of the 2023 Appraisal Roll was used to project 2023-2024 available resources. Differences between value estimates and certified values will be accounted for through HCAD supplemental tax roll data received throughout the year as taxpayer's value protests are resolved.

Klein Independent School District
Taxable Value History and Projected Values
Harris County Appraisal District

Year End Summary	Taxable Value	% Change	
2014	$ 15,749,897,428	13.35%	
2015	$ 17,610,784,978	11.82%	
2016	$ 19,435,601,162	10.36%	
2017	$ 20,747,839,372	6.75%	
2018	$ 21,408,612,281	3.18%	
2019	$ 22,837,489,720	6.67%	
2020	$ 24,050,322,742	5.31%	
2021	$ 25,835,749,676	7.42%	
2022	$ 28,159,612,452	8.99%	
2023	$ 31,435,164,434	11.63%	
2024	$ 32,063,867,723	2.00%	Projected Values
2025	$ 32,705,145,077	2.00%	
2025	$ 33,359,247,979	2.00%	

10 Year Average: 8.45%

Property taxes are calculated on 100% of appraised values less appropriate exemptions. Tax rates are applied to each $100 of taxable value.

The projections are based on historical trends, future growth, and demographic studies. All of these factors are considered when projections are calculated.

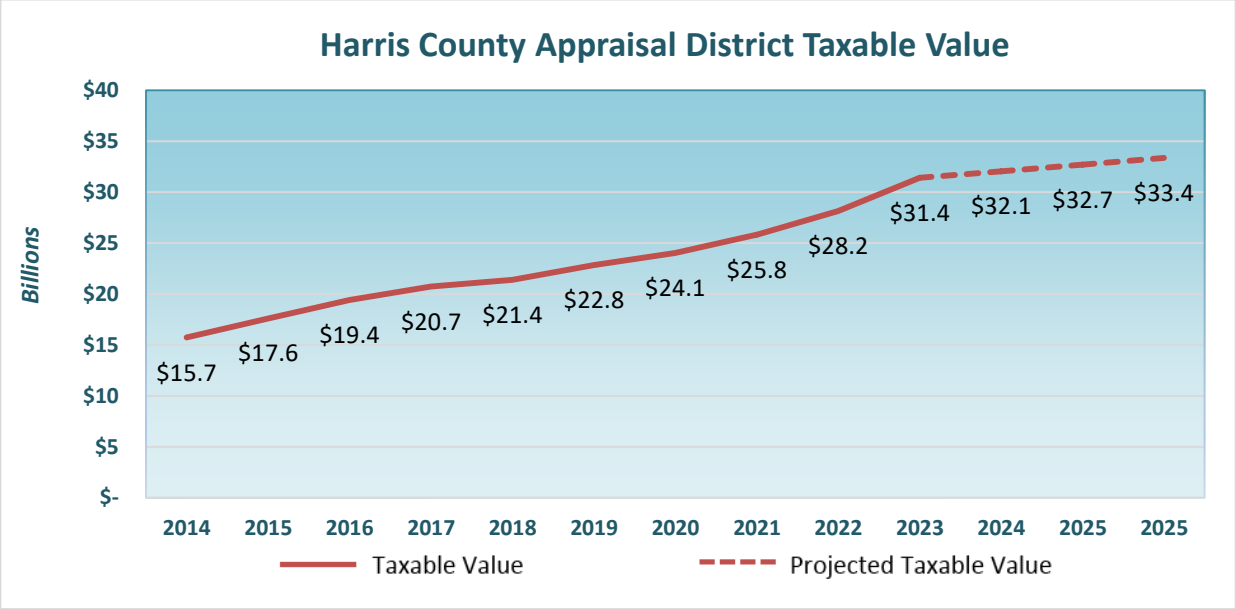

Klein Independent School District
Property Tax Collections

	Audited Actual 2019-20	Audited Actual 2020-21	Adopted Budget 2021-22	Adopted Budget 2022-23	Proposed Budget 2023-24
Maintenance & Operations	$217,909,440	$225,514,753	$229,009,218	$232,987,590	$253,104,356
Interest & Sinking	87,582,707	89,378,470	95,127,478	102,884,228	108,631,504
Total Tax Collections	$305,492,147	$314,893,223	$324,136,696	$335,871,818	$361,735,860

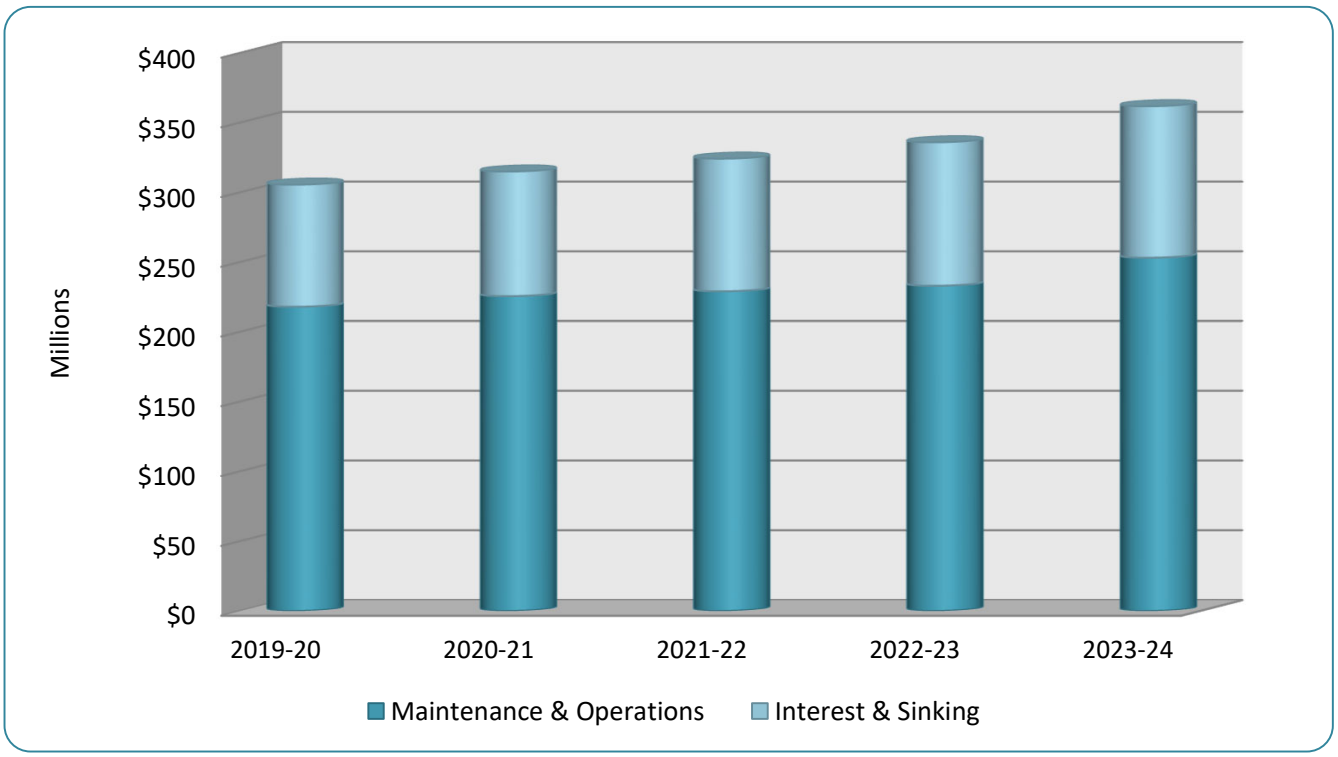

Discussion

School district tax rates consist of a Maintenance & Operations (M&O) and an Interest & Sinking (I&S) tax rate.

Maintenance & Operations (M&O) tax rate: A local school district tax rate that raises revenue to be used to operate and maintain the district's schools.

Interest & Sinking (I&S) tax rate: A tax levied and money used by school districts to pay for voter approved bonded indebtedness, usually construction of facilities or other capital needs.