

A young boy with short brown hair, wearing a red shirt, is giving a thumbs up. He is smiling slightly and looking towards the camera. The background is blurred, showing other people in a school setting.

Davis School District **Safe School** A Shared Responsibility

Secondary Schools 2023-24
Part 1 – Student/Staff Responsibilities

Introduction

School Safety is a priority and shared responsibility for all students, staff, and parents. Ensuring a safe and secure learning environment is paramount for students and educators alike. School safety goes for beyond physical security, it encompasses emotional well-being, mental health, support, and measures to prevent and respond to various risks and emergencies. By understanding and actively participating in efforts to maintain a safe school environment, you will not only enhance your educational experience but also contribute to fostering a positive and nurturing space for everyone involved. Pay close attention to this presentation as we will review all the policies, expectations, and responsibilities of student and staff.



Student/Staff Responsibilities

Safe School Violations

Belonging and Inclusion

Safety Drills

Reporting & Supports

Student/Staff Responsibilities

The following items are the responsibilities of all students and staff to ensure that positive learning experiences and environment are available to all students, teachers, and staff.

Where do I have to keep these rules?

- On the way to school
- On school grounds/property
- On school buses
- During the school day
- School activities
- Field Trips – any school related event outside of school grounds
- Technology /Cyber
 - *where it affects another's safety and/or disrupts the learning environment for students*
- On the way home from school



BUSING



- Only students who are assigned to a bus can ride the bus.
- Students are under the authority of the bus driver and must follow their requests.
- All school policies apply to conduct on the bus.
- Bus privileges are a privilege and not a guarantee. Bus privileges may be suspended or revoked for failure to follow rules and procedures.

Discipline Policy

The school reserves the right to discipline a student from school whose behavior violates certain school standards.

- School discipline policies begin when students leave their homes in the morning until they return in the afternoon; HOWEVER, a student may be disciplined if something they do at home disrupts the learning process.
- Discipline policies are also in force at all activities that are school sponsored whether on campus or not.

Discipline Point System

The point system is here to help you make changes to behavior. You can see the behaviors that will result in you getting points, what happens when you earn a specific amount of points, and what you can do to remove points.

LJH DISCIPLINE POINTS SYSTEM

5	Not having ID.
10	In hall without Hall Pass. Leaving class early / without permission.
15	Littering in halls Inappropriate items at school Inappropriate language Public display of affection Dress Code Infraction Any other behavior that minimally disrupts the educational environment.
25	Cell phone infraction Disruptive classroom behavior Lunchroom violation (minimum) Loitering before or after school Truancy Harmful / Dangerous behavior Cheating / Academic misconduct Any other behavior that moderately disrupts the educational environment.
35	Defiance of authority / Insubordination Targeting students with inappropriate comments / language Severe lunchroom misbehavior Any other behavior that disrupts the educational environment.
50	Fighting (minimum) Bullying (minimum) Harassment / Hazing Complicity Breaking "No Contact Contract" Criminal Acts of Mischief Safe School Violations Sexual Misconduct (minimum) Any other behavior that severely disrupts the educational environment.

LJH DISCIPLINE POINT THRESHOLDS

At Legacy, the point system is used to help students correct behaviors BEFORE they become bigger issues. Administration will ALWAYS work with students to come up with solutions.

With this said, there are certain point thresholds which will initiate a consequence. Students are always welcome to work points off prior to going past these thresholds.

25	ISS Coordinator will consult with students to determine what needs to be done to decrease points and learn from the behavior. This is a problem solving session for students.
35	Lunch Detention. (Student's points will be reduced in half after successfully completing the Lunch Detention.)
50	Suspension for one day (in or out of school.) Create and complete a plan of action for the day. Points will be reduced by 50% after successfully completing ISS for the day.
100	Suspension for two days (in or out of school.) Create and complete a plan of action for the day. Points will be reduced by 50% after successfully completing ISS for the day.
125	Mandatory meeting with guardian. Behavior contract set up.
150	Reduced Schedule until the end of the term. Referral to District Case Management.
200	Reduced schedule until the end of the semester. Referral to District Case Management.

LJH DISCIPLINE POINTS SYSTEM

How To Work Off Discipline Points

50% point reduction for every 15 school days a student is not referred to the office or for not repeating the behavior.

Administration can work with students to see what best fits the situation and change the targeted behavior.

2	Per day for the following: <ul style="list-style-type: none"> • Passing classes with at least a B- • Per Focus Area completed • Per day for helping clean up the school in one way or another (Admin / SSC prior approval required.)
5	For every week that... <ul style="list-style-type: none"> • Student sets and makes progress in goals set in Mentoring Class • Acts of service toward other students. (Can include tutoring, assisting students, having a positive impact in classes etc.) • Meeting weekly with a Student Success Coordinator and discussing goals, skills, and behavioral plan. • Attending Legacy Learning to make up missing work
10	<ul style="list-style-type: none"> • Researching a job that interests the student. Can present the information in person, video, or on paper. Needs to review the information with administration. • Other activities or mandates as decided by administration, student, parent and SSC/discipline Tracker • Other options presented by the student.



Disciplinary Actions

- **Failure to follow the policies and procedures will can result in the following but are not limited to.**
 - Warning/Classroom
 - Parent/guardian notification
 - Office referral
 - Lunch detention
 - In-school suspension
 - Out of school suspension
 - Behavior plan/contract
 - Remote Learning
 - Referral to District Case Management Team
 - Expelled

MAKE ATTENDANCE YOUR PRIORITY

We want you here every day!

All absences must be cleared by a parent/guardian within 3 days of when the absence occurred.

No absences will be cleared after 7 days.


If you are more than 5 minutes late to first/fifth period, you must check in at the main office.

If you miss more than 30 minutes of class time, it will be considered an absence.

Students must check out in the main office if they are going to leave school before the end of the school day.



Elementary & Junior High Schools are CLOSED CAMPUSES



- **All** elementary and junior highs are considered a CLOSED CAMPUS.
 - Elementary and Junior High students are not allowed on High School grounds during school hours
- *All students* are to remain on school grounds during school hours, including lunch time.
 - No student(s) should be on school grounds during school time that are not enrolled at that school
- School Administration reserve the right to trespass any person that is unwelcomed on school grounds.
- Students may not check-out at lunch time unless a parent comes into the school to check them out.
- All student should be out of the building within 15 minutes after the dismissal bell unless under the supervision of a teacher, coach, or an advisor.

TARDIES

A graphic featuring the word "LATE" in large, white, block letters on a dark gray background. To the left of the "L" are three white exclamation marks. The entire graphic is framed by a thick orange border with a slight 3D effect.

!!!

LATE

Tardiness is disruptive to the orderly running of a school. Students may be considered tardy if they are not prepared for class and in their seats before the tardy bell. Students who are excessively tardy will receive reduced citizenship grades and will be subject to school discipline. Three (3) tardies are considered to be excessive in one term in any given class. Poor attendance in a class may result in lowered citizenship. Students and parents should be aware of each teacher's citizenship policy listed on their classroom disclosure statement.

TRUANCIES

- A truancy is when:
 - a student is not where they are supposed to be during school hours (including lunch periods).
 - a student leaves the school grounds *without* checking out/in the office.
- A student who receives a truancy may receive an Administrative U and/or receive a truancy citation.

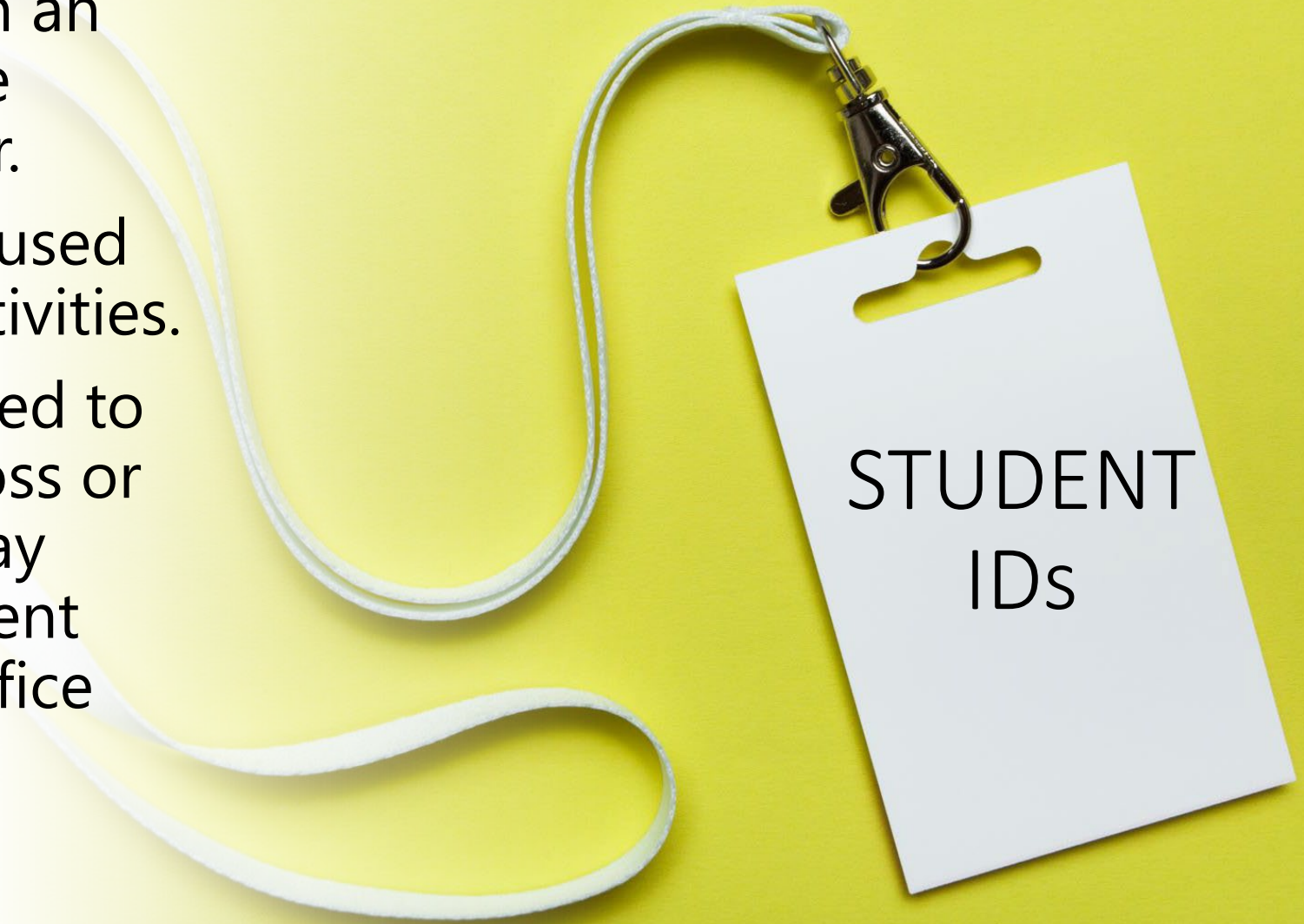


PLAGIARISM/CHEATING



- **PLAGIARISM** occurs when a person deliberately uses someone else's language, ideas, or other material (not common knowledge*) without acknowledging its source.
- **CHEATING** is ...
 - the act of copying from another person's tests or assignment.
 - Allowing someone to copy from your test or assignment.
 - Using materials during a test or on an assignment not authorized by the instructor.
 - Collaborating with a group or an individual during a test or on an assignment without the instructor's permission.

- All students are given an ID/activity card at the beginning of the year.
- Student ID cards are used for various school activities.
- Should an ID card need to be replaced due to loss or damage, students may purchase a replacement badge in the main office



COMPLIANCE WITH SCHOOL ADULTS

- Schools depend on all students and staff to have a mutual respect.
- If a school adult asks you to do something or stop doing something, students are expected to respectfully comply.



BIKES, SCOOTERS, AND SKATEBOARDS



- Bicycles, skateboards, and scooters should be locked at the bike rack and not ridden on the school grounds.
- Security is your responsibility. Lock up your stuff.
- Bicycles, skateboards, and scooters should not be in schools unless previously arranged with school administration.

A close-up photograph of a silver laptop. A white tablet is resting on the keyboard, and a white smartphone is resting on the tablet. The background is a soft, out-of-focus red surface.

ELECTRONIC DEVICES

- If a student is **not** in violation of the **Safe Schools Policy**, but is misusing a personal electronic device, the following actions can and will be taken:
- **1st offense:** Teacher will issue a warning to student by referring the student to the electronic device policy. *If the student complies, no further action is needed.*
- **2nd offense:** Teacher may take a student's device for the remainder of the class period – placing it in a secure location – and return the phone to the student at the end of that period.

ELECTRONIC DEVICES (CONTINUED)

- **3rd offense:** Teacher may take a student's device and bring it to Main Office for the remainder of the day, to be picked up by the student.
- **4th offense:** Teacher may take a student's device and bring it to Main Office. Parent will be notified and told to pick the phone up at the end of the day.
- **On-going offenses:** Student will be required to be on a "electronic device contract" which includes turning in their device in at the Main Office at the beginning of the day and pick it up at the end of the day. Duration is subject to administrator discretion.



DRESS CODE

Dress code applies when the student is at school, during any school-sponsored activity, and anywhere you are representing a school.

The dress code for students is as follows:

1. All students shall maintain themselves in a clean, well-washed, modest manner.
2. Students shall be fully clothed and wear shoes (sandals are okay) at all times.
3. Shirts shall cover the student's entire upper torso. All shirts, tops and dresses are required to have wide straps. Tank tops are not allowed.
4. Length of skirts, dresses and shorts must be mid-thigh; this includes holes in jeans being no higher than mid-thigh.
5. No obscene or suggestive words or pictures shall be worn on clothing. Pictures and symbols of gang affiliation, drugs, and alcohol or tobacco products are not allowed as part of student attire.
6. Underwear, such as boxers, briefs, and bra straps should not be visible, at any time.
7. Accessories, such as chains, large belt buckles, spikes, etc., which pose a threat to others, or which become a nuisance to the school environment are not allowed.
8. Students are not allowed to wear costumes or other apparel that disrupts the school operations.
9. Any hairstyle, dress or other trend that causes a reasonable distraction to the educational environment of the school is prohibited.

Please see the discipline points policy for information on how points may be administered for violation of Legacy Junior High School's Dress Code.



LUNCH



- Students may choose to purchase food from the cafeteria or bring their own from home.
- NO food deliveries from anyone other than a parent or family member will be permitted.
- Schools will not accept deliveries from food delivery services such as Uber Eats and Door Dash, etc.
- Keep all food and drinks in the cafeteria, commons area, outside patio, or other designated areas.
- Collaboration areas are closed during lunch.
- The gym will be open, but students are not allowed to bring food into the gym during

Clean up after yourself!



HALLS

- Students are only allowed in the halls with a HALL PASS.
- Only one student at a time may use a hall pass.



LOCKERS



- Gym lockers will be available to students taking PE classes.
- A hall locker may be issued upon request, unless otherwise stated by the school.
- Instruments are to be kept in the Band Room during school hours.
- Students can bring a backpack to class, unless otherwise stated by the school.
- The backpack should remain under the student's desk or table.

Davis School District Safe School

A Shared
Responsibility

Safe School Presentation
Part 2 – Safe School Violations

Safe School Violations

Safe school violations refer to actions or behaviors that compromise the safety, well-being, and inclusive environment within a school setting more than just the everyday responsibilities of students.

Bullying, Cyber-Bullying, Hazing, and Retaliation

Assault, Fighting, and Intimidation

Arson – Graffiti – Vandalism

Controlled Substances

Robbery - Extortion

Weapons

Sexting

Threat (Terroristic – To Others – To Self)

Continued Disruption of the School/Learning Environment




BULLYING

- Intentionally committing a **written, verbal, or physical** act of aggression against (anyone associated with the school) a school employee or student.
- Causing damage to a school employee's or student's property
- Creating a hostile, threatening, humiliating, or abusive environment
- Interfering with a person's safe school environment experience.

CYBER-BULLYING

- Cyberbullying is when someone uses the internet, social media, or technology to **hurt, intimidate, or harass** others. It can involve sending mean messages, spreading rumors online, or posting embarrassing photos or videos without permission.



HAZING

- A school employee or student **intentionally**, knowingly, or recklessly committing an act or causing another individual to commit an act toward a school employee or student.





RETALIATION

- An act or communication intended: (i) as retribution against a person for reporting bullying or hazing; or (ii) to improperly influence the investigation of, or the response to a report of bullying or hazing.

Fighting, Threatening, Intimidation, and Assault



- **PLAY FIGHTING**

- Play in a physical way that is inappropriate for school (shadow boxing, slapping, pushing, tripping, grabbing, etc.)

- **THREATENING/INTIMIDATING**

- To make afraid, frighten, or influence by fear

- **ASSAULT**

- Any fight may be considered assault
 - Students will be referred to the police
 - All parties will be suspended

- **BYSTANDERS/VIDEOING**

- Any student that video's a fight, or shares a recording of a fight, **promotes a fight** is guilty of fight promotion and may also face consequences

- The willful burning, defacing, or destruction of student, staff, or school district property.
- Vandalism includes breaking windows, damaging equipment, ruining ceiling tiles, writing on walls/lockers or other behaviors that cause physical harm to an object.
- Vandalism is against the law and may be turned over to the police for investigation and prosecution.

Arson – Graffiti - Vandalism



Controlled Substances: Drugs, Vapes, Alcohol, & Tobacco

- Possession, distribution, use, sale, or arranging the sale of **real, look-alike, or pretend** illegal drugs, including tobacco, vaping, alcohol, and THC products.



ROBBERY • EXTORTION

Robbery is when someone takes something valuable from another person.

Extortion is when someone uses threats or pressure to force another person into giving them money, property, or something else of value.



WEAPONS ARE PROHIBITED



- Weapons are defined as firearms, knives, explosives, flammable materials, or any items that may cause injury, death, threat or intimidation.
- No real or pretend weapons are allowed in schools.
- People violate the Davis School District safe school policy by:
 - possessing, selling, arranging for the sale, uses, or threatens to use a real or look-alike weapon
 - Uses any item to cause death, bodily injury, threat, or intimidation.

SEXTING

- The creation of, possession of, request of, or sharing of sexually explicit messages, photos, or videos that interrupts the academic or social processes within the school and/or the environment of school.
- Sexting, in any form, is against the law and violators will be referred to local law enforcement.



THREATS

- Terroristic
- Threat to others
- Threat to harm oneself



Real or Hoax



A threat to engage in an action posing a substantial risk of significant injury or harm to persons or property.

CONTINUED DISRUPTION



- Continued disruptive behavior refers to repeatedly engaging in actions or behaviors that disturb or interrupt the normal flow of a learning environment or social setting.
- It involves consistently causing distractions, being disrespectful, or behaving in a way that hampers the ability of others to focus, learn, or participate effectively.



Davis School District Safe School A Shared Responsibility

Secondary Schools 2023-24
Part 3 – Belonging and Inclusion



BELONGING & INCLUSION

Belonging and Inclusion means creating an environment where everyone feels welcomed, accepted, and valued.

DISTRICT POLICY 11IR-100

- The District prohibits discrimination and harassment on the basis of race, color, national origin, sex (including sexual orientation and gender identity), disability and religion (“Protected Classes”).
 - *Race* refers to a group sharing some outward physical characteristics and some commonalities of culture and history. Examples include: White, Hispanic or Latino, Black, Asian, Native Americans, Pacific Islander.
 - *Color* refers to the color of someone’s skin. Examples include: brown, white, black, etc.
 - *National origin* refers to the country a person or their ancestors come from. Examples include: Mexican, Chinese, Vietnamese, German, Iraqi, etc.
- The District prohibits discrimination and harassment on school property, at District or school activities, or off campus if the conduct has a sufficient nexus to or continuing effect on the school or District.
- Students in the District shall not be subject to discrimination or harassment, excluded from participation in, or denied the benefits of school programs or activities on the basis of any Protected Class.
- The District will promptly investigate all allegations of discrimination and harassment, according to the procedures outlined in this Policy, and a substantiated charge of discrimination or harassment will result in disciplinary action.
- The District is committed to working with students and parents to prevent all discrimination and harassment and provide equal access to educational programs and a safe learning environment for all students.






Discrimination

Discrimination happens when someone is treated unfairly or differently because of who they are. It can be based on things like a person's race, gender, age, religion, disability, or sexual orientation.

For example, if someone is cut from a team, or told they can't form a club, or given lower grades or more discipline, *solely* because of their skin color or gender, that's discrimination.

Harassment

- “Harassment” means unwelcome conduct based on a student’s Protected Class.
- Types of Harassment in Schools:
 - Use of discriminatory language when targeted at a student or group of students on the basis of the student’s race, color, national origin, etc. including epithets and slurs.
 - Aggressive conduct towards a students motivated by the student’s race, color, national origin, etc.
 - Mocking someone’s speech, clothes, hairstyle, and/or customs on the basis of race, color, national origin, etc.
 - Jokes, notes, stories, drawings or pictures, gestures, or the display or distribution of offensive or degrading material based upon any protected class.



The following slides are things we have seen in our schools over the past several years.



This list is not intended to be all inclusive.

Any behavior that has the purpose or effect of potentially creating an unwelcome environment for a specific group of students is prohibited by this policy.



SLURS, INSULTS, OR DEROGATORY TERMS

- The use of the “N” word (slur) in any form by any person, regardless of the race of the speaker or the race of those who heard it.*
- ***NOTE: Asking for, giving, buying, or selling the “N-word pass” is strictly prohibited. NO ONE has authority to permit the use of the N-word at school.***
- The use of the “f”-slur in relation to a student who identifies as a member of the LGBTQIA+ community, regardless of whether it is directed as a member of the LGBTQIA+ community.
- The use of the “r” word (slur) in relation to a student with disabilities, regardless of whether it is directed at a person with disability.
- The use of any other epithet or slur, regardless of how it is used or who uses it, when the epithet or slur has a history of being used to degrade a specific protected class.
- The use the term “gay” as an insult or when used as a synonym for “dumb” or “stupid” or “lame”.
- Using the term “monkey” in an insulting manner toward a person of color, regardless of who makes the comments or who hears the comment.

Symbols, Videos, Messages, Memes



- Drawing or wearing symbols or messages that are racially divisive, create hostility among any protected class or promote “hate” groups (like, KKK, Aryan Nation—White Supremacy, Black Power/White Power, Confederate flags, swastikas, Neo-Nazi symbols, etc.)
- Sharing memes that are racially divisive, create hostility among any protected class or promote hate groups.
- Sharing videos (TikTok, YouTube, SnapChat, etc.) that contain content that is racially divisive, creates hostility among any protected class or promote hate groups.
- Repeating lines or songs from popular shows/artists that are racially divisive, create hostility among any protected class or promote hate groups.

Mocking/ “Joking”

- Barking at students—for any reason.
- Making fun of a student with disabilities in any manner.
- Mocking someone’s accent, eyes, or hair when that physical trait is on the basis of race, color, national origin.
- Telling someone to go back to China/the plantation/Mexico/etc., or otherwise, making someone feel unwelcome in the U.S.
- Joking about someone being a slave, a terrorist, a thug, or a “border-hopper”
- Stereotyping based on race, color, national origin, sex, disability, religion—even if the stereotype is a positive one. (You must be good at math; you must be good at basketball, etc.)



Sexual harassment is *any* unwelcome behavior of a sexual nature.

PHYSICAL

- Physical contact
- Gestures
- Touching
- Bra-snapping, wedgies, streaking, mooning, pantsing
- Staring
- Sharing or asking for Pornography and nudes



VERBAL or WRITTEN

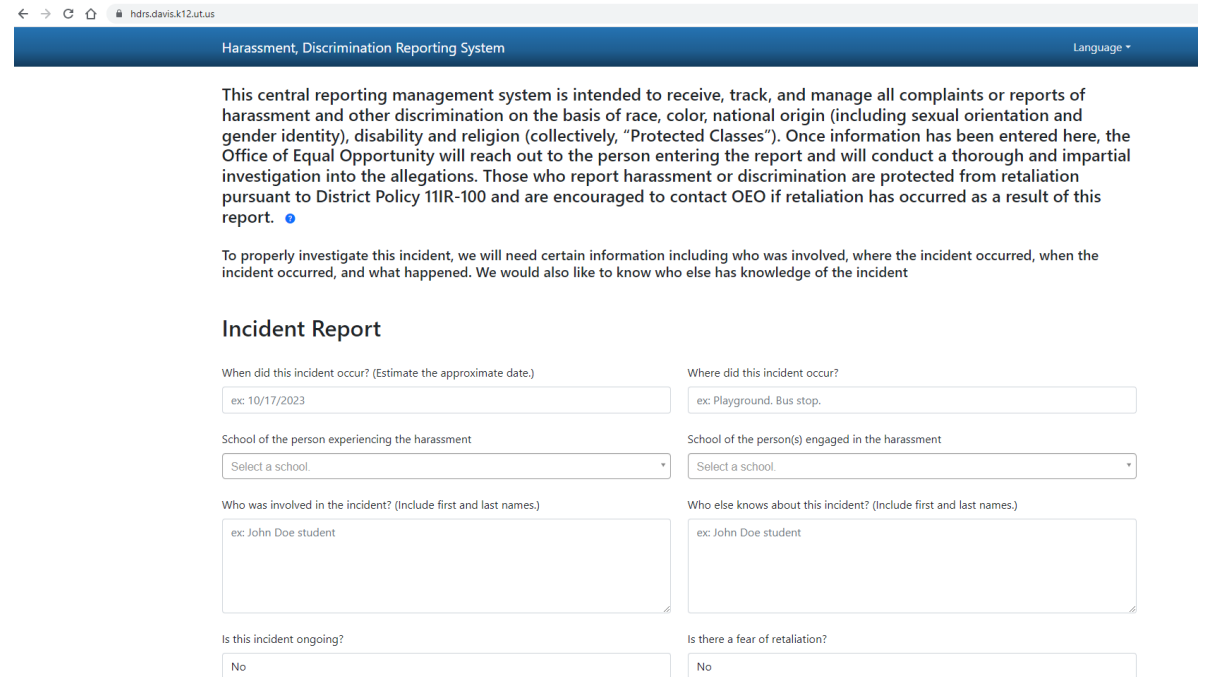
- Comments
- Jokes
- Rumors
- Notes
- Rating lists
- Name calling with the intent to hurt another
- Profanity
- Slogans or words on clothing

What you can do – Report!

- If you feel unsafe or that you've been subject to harassment on the basis of race, color, national origin, disability, sex, sexual orientation or gender identity, please let a trusted adult know what happened.
- If you see something that is an example of harassment or that you think might be an example of harassment, please tell a trusted adult.
- If you see a note or get a social media message with inappropriate jokes or slurs on it, throw it away or delete. Don't pass it on.

Harassment, Discrimination Reporting System

- This system is available for anyone to report incidents of harassment and/or discrimination.
- <https://hdrs.davis.k12.ut.us/>
- Students and staff are also encouraged to talk to school administration



The screenshot shows a web browser window with the address bar displaying "hdrs.davis.k12.ut.us". The page title is "Harassment, Discrimination Reporting System" and there is a "Language" dropdown menu in the top right corner.

The main content area contains the following text:

This central reporting management system is intended to receive, track, and manage all complaints or reports of harassment and other discrimination on the basis of race, color, national origin (including sexual orientation and gender identity), disability and religion (collectively, "Protected Classes"). Once information has been entered here, the Office of Equal Opportunity will reach out to the person entering the report and will conduct a thorough and impartial investigation into the allegations. Those who report harassment or discrimination are protected from retaliation pursuant to District Policy 11IR-100 and are encouraged to contact OEO if retaliation has occurred as a result of this report. [?](#)

To properly investigate this incident, we will need certain information including who was involved, where the incident occurred, when the incident occurred, and what happened. We would also like to know who else has knowledge of the incident

Incident Report

When did this incident occur? (Estimate the approximate date.) <input type="text" value="ex: 10/17/2023"/>	Where did this incident occur? <input type="text" value="ex: Playground. Bus stop."/>
School of the person experiencing the harassment <input type="text" value="Select a school."/>	School of the person(s) engaged in the harassment <input type="text" value="Select a school."/>
Who was involved in the incident? (Include first and last names.) <input type="text" value="ex: John Doe student"/>	Who else knows about this incident? (Include first and last names.) <input type="text" value="ex: John Doe student"/>
Is this incident ongoing? <input type="text" value="No"/>	Is there a fear of retaliation? <input type="text" value="No"/>



Davis School District Safe School A Shared Responsibility

Secondary Schools 2023-24

Have you ever felt like..

- You are afraid, sad or anxious?
- No one understands the grief and loss you have experienced?
- You can't manage everything expected of you at school or home?
- Experimenting with drugs or alcohol to feel better?
- Hurting yourself would relieve your pain?
- Life is not worth living?
- No one is there for you, regardless of the challenge you face?



A black and white photograph of a person's hand held palm up, with the fingers slightly spread. The hand is the central focus, with the palm facing the viewer. Overlaid on the hand in large, white, bold, sans-serif capital letters is the text "STOP. SUPPORT. REPORT." arranged in three lines. The background is out of focus, showing the person's face and upper body in a similar grayscale tone.

**STOP.
SUPPORT.
REPORT.**

REPORTING

- We want to emphasize the importance of reporting incidents that occur within our school community. Whether it's an act of bullying, harassment, misconduct, or any other form of wrongdoing, your decision to report such incidents plays a crucial role in maintaining a safe and inclusive environment for everyone.
- Remember, your voice matters, and reporting incidents is an essential part of creating and maintaining a safe and supportive learning environment. If you witness or experience any form of misconduct, I encourage you to speak up, whether it's to a trusted teacher, counselor, administrator, or using our designated reporting channels.
- Your actions can make a significant difference and contribute to a school community where every student feels safe, respected, and valued.



REPORT AN INCIDENT

SUPPORTS


- Student supports refer to a range of services, resources, and interventions provided to students in order to promote their well-being, academic success, and personal development.
- These supports aim to address the diverse needs of students and help them overcome challenges they may encounter during their educational journey.



Academic Support: Academic supports focus on enhancing students' learning and educational progress.



Counseling and Mental Health Services: Counseling services provide emotional and mental health support to students.



Social and Emotional Learning (SEL) Programs: SEL programs focus on developing students' social and emotional skills, such as self-awareness, empathy, relationship building, and responsible decision-making.

**IF YOU SEE
SOMETHING,
SAY
SOMETHING.**

Who Can You
Call?

Hint – It's NOT Ghostbusters!




Most Important....

- SafeUT is not a game. Do not use it to harass other people or send in false reports.
- False reports could result in a lost life. Time spent on mischief calls take the caseworkers away from real calls, which could mean life or death for someone.
- You are encouraged to use SafeUT to make what you believe is an honest report about someone else who needs help. If you were in error, there is no harm done. If you were correct, you could save a life.
- **We take care of ourselves and one another in Davis School District**




Someone Can Help at SafeUT

- SafeUT is an app you can download from your phone app store
- You will be able to access SafeUT through our school's website
- You can talk or text with someone from the University of Utah who is trained to help you, **24/7**
- It is ANONYMOUS and password-coded so no one else can access your account
- You can follow up on the conversation later through the app
- You can use SafeUT if you are worried about someone else you feel is in danger



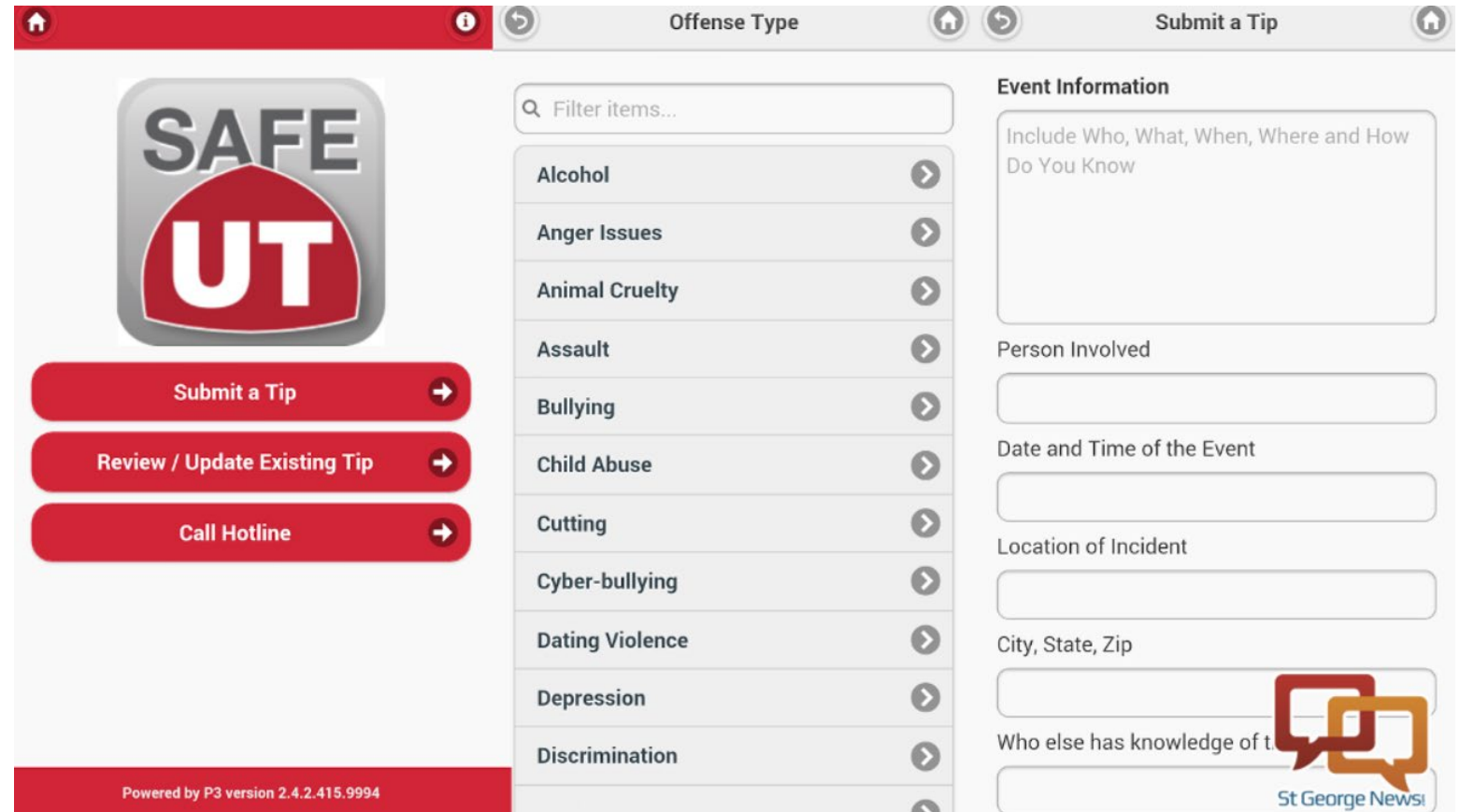
How Does It Work?



- Download the app to your phone
- Choose a passcode of 6 digits that you will remember
- Open the app, enter your passcode
- On the Main Screen, click on the appropriate square
- Wait for a caseworker to respond (usually within a few minutes)
- Talk/chat/text **CONFIDENTIALLY** about your concerns

Then What?

- You will be asked for information, either by the caseworker (call) or in a form. Fill it out as best you can.
- Wait for a response from the caseworker if you used the form



The image shows a web form titled "SAFE UT" for submitting tips. The form is divided into several sections:

- Header:** Includes a home icon, an information icon, a back arrow, the title "Offense Type", a forward arrow, and a "Submit a Tip" button.
- SAFE UT Logo:** A large red shield with "SAFE" in white and "UT" in white on a red background.
- Action Buttons:** Three red buttons with white text and right-pointing arrows: "Submit a Tip", "Review / Update Existing Tip", and "Call Hotline".
- Offense Type List:** A list of offense types with a search bar "Filter items..." at the top. The list includes: Alcohol, Anger Issues, Animal Cruelty, Assault, Bullying, Child Abuse, Cutting, Cyber-bullying, Dating Violence, Depression, and Discrimination. Each item has a right-pointing arrow.
- Event Information Section:** Contains several text input fields:
 - "Include Who, What, When, Where and How Do You Know"
 - "Person Involved"
 - "Date and Time of the Event"
 - "Location of Incident"
 - "City, State, Zip"
 - "Who else has knowledge of t..." (partially visible)
- Footer:** A red bar at the bottom with the text "Powered by P3 version 2.4.2.415.9994".
- St George News Logo:** A logo for St George News is visible in the bottom right corner.

Will I Know What Happened?

- If your call is personal (calling for yourself), it is confidential. No one else will know unless you are in immediate danger.
- Maybe. SafeUT cannot disclose personal information about others to you, but they will likely share what they plan to do. You may hear about it in the neighborhood or school, but your confidentiality will be maintained.
- The school (tips) can contact you through the app and ask for more information or to let you know what happens. Your identity is still confidential.



Additional resources

Contact the [National Suicide Prevention Lifeline](https://www.suicidepreventionlifeline.org/) online or at 1-800-273-TALK (8255). The toll-free call goes to the nearest crisis center in our national network. These centers provide 24-hour crisis counseling and mental health referrals.

Find a local counselor or other mental health services.

Who Else Can You Talk To?

- A counselor, trusted teacher or administrator
- A Hope Squad member
- Your parent(s), other trusted relatives
- A friend's parent you trust
- ANY adult you trust

