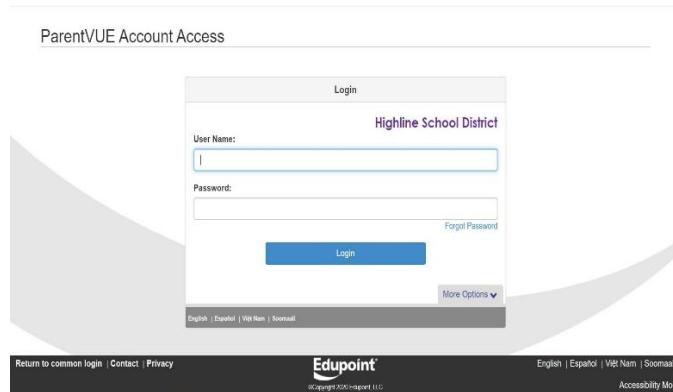


Enrollment Verification Guide

How to complete Online Verification:

Online Verification annually requires families to review, verify, and update their students' information. This ensures we have updated home address, phone number, emergency contact, and health information on file. All of these items help schools keep students safe while at school.

1. On your web browser (Chrome is recommended) navigate to the [ParentVUE portal Account Access page](#).



2. Login into an existing account or activate your account. If you are accessing your account for the first time you must first activate your account. To activate your account, please contact your neighborhood school or contact the Family Center for your [activation key code](#). Once you have access to your activation key code, follow the ParentVUE activation instructions [here](#).
3. Once you are logged in, you will be prompted to complete Online Verification. A pop-up message will appear three times before you must complete online verification. To move forward, please click begin "Begin Enrollment or Verification".

Pop-Up message

Online Enrollment or Verification

Click on 'Begin Enrollment or Verification' to review and update your student's information for the 2023-2024 school year. You may bypass this message now, but you will be required to complete this after 2 log-ins.

- *Registration must be completed for 2023-2024 Online Verification (Current Enrolled Students), or any other 2023-2024 OLR Setup.*

Begin Enrollment or Verification

Remind Me Later

Final Pop-Up Message

Online Enrollment or Verification

Before you can continue on to ParentVUE, you will need to click on 'Begin Enrollment or Verification' to review and update your student's information for the 2023-2024 school year.

- Registration must be completed for 2023-2024 Online Verification (Current Enrolled Students), or any other 2023-2024 OLR Setup. ()

[Begin Enrollment or Verification](#) [Logout](#)

- Before beginning online verification, you must select the online verification packet to begin. You will need to select the packet titled “Online Verification (Current Enrolled Students)”.

Home Status My Account ParentVUE Logout

Highline School District
Good afternoon

SELECT REGISTRATION TO BEGIN

Please select the online packet you would like to begin

2023-2024 School Year

 New Enrollment (23-24) More info Enrolling a student for the <i>first time</i> for the 2023-24 year. Please move forward with selecting this packet.	 Online Verification (Current Enrolled Students) More info Online Verification allows families with current enrolled student to annually update their information including emergency contacts, addresses, phone numbers and health information.
---	--

- Follow the steps through the verification process until the final step to submit. You can save your progress and return anytime.
- Families may also access online verification by logging into ParentVUE and clicking the button in the top right hand corner titled “Enrollment and Verification”. Follow steps 4-5 to complete verification.


No Photo
Student A
Student School
School Phone #
ID: 8888888

My Account Help **Enrollment and Verification** Close

Highline School District
Good evening, Parent Name,


- Home**
- Synergy Mail 50
 - Calendar
 - Attendance
 - Class Schedule
 - Course History
 - Course Request
 - Grade Book
 - Student Info
 - Documents

No Photo **Student A** Recent History

 ID: 8888888
Student School

No Data

No Photo **Student B** Recent History

 ID: 7777777
Student School

No Data