

Infinite Campus Parent Portal



How to Access Milestones Data

Step 1: Open the Infinite Campus app on your mobile device or visit the following URL using a computer browser.



Link: <https://rabunga.infinitecampus.org/campus/portal/parents/rabun.jsp>

A screenshot of the Infinite Campus parent login page. The page has a green header with the "Infinite Campus" logo on the left and the tagline "simple || powerful" on the right. Below the header, there is a "Campus Parent" badge. The main content area is divided into two sections. The left section is titled "Rabun County" and contains a login form with fields for "Parent Username" and "Password", a blue "Log In" button, and links for "Help", "Log in to Campus Student", and "New User?". The right section is titled "Announcements" and contains a dashed box with a minus sign icon and the text "There are no district announcements."

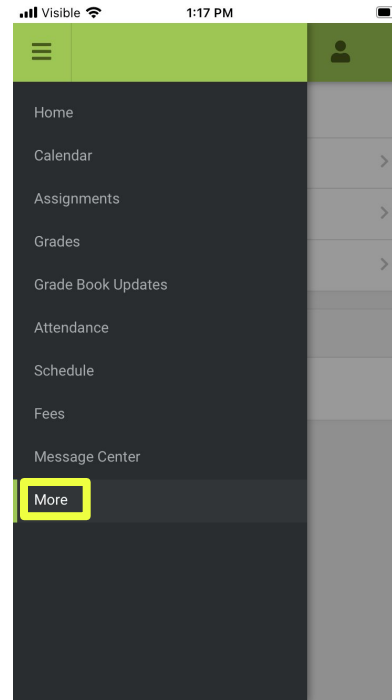
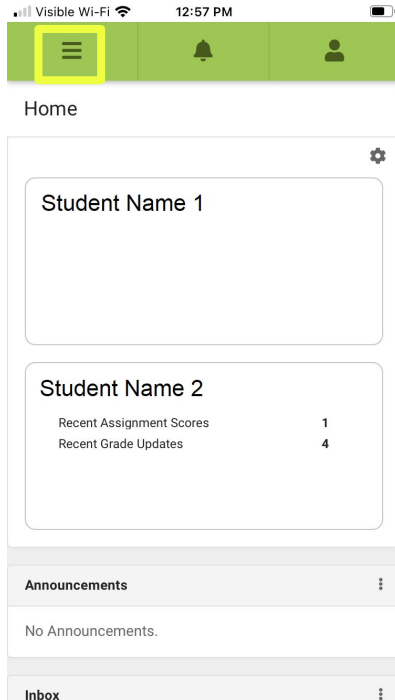
The Infinite Campus app will automatically login on mobile devices unless the parent hasn't yet setup an Infinite Campus account. See separate instructions for account setup.

If using a computer, enter the parent username and password. These were self-selected during Infinite Campus account creation.

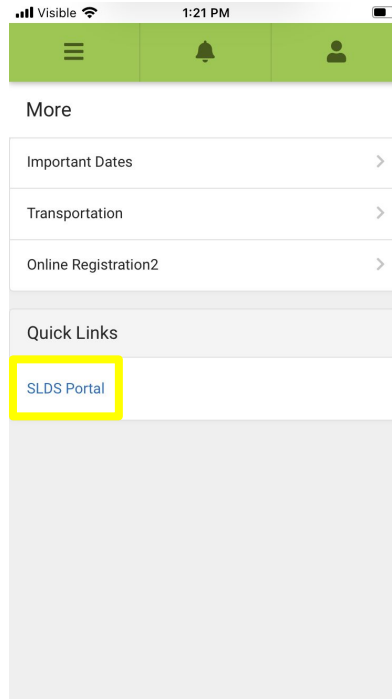
For help retrieving forgotten login information, contact Rabun County Schools at (706) 212-4350.



Step 2: Choose the icon at the top-left of the screen. Click “More.”




Step 3: Click the link to SLDS Portal.







Step 4: Choose child from list.
Click Performance to view Milestones data for the student.




Home Performance Resources Logout

Student

 Performance

 Resources

 Logout