



2021-22 Tolar ISD Annual Report

Board of Trustees Public Hearing: March 1, 2023

Tolar ISD 2021-2022 Annual Report

Texas Education Code §39.306 requires each district to:

- Publish an Annual Report
- Hold a public hearing of the Annual Report
- Widely disseminate the Annual Report throughout the district

The complete Annual Report is available at the following locations:

- [TISD website](#)
- Tolar ISD Administration Office

Components of the Annual Report

- 2021-22 District Accreditation Status
- 2021-22 TAPR: Texas Academic Performance Report
- PEIMS Financial Report
- Campus Performance Objectives
- Report on Violent or Criminal Incidents on Campuses
- Student Performance in Postsecondary Institutions
- Progress Toward Board-adopted HB 3 Goals
- 2021-22 TAPR Glossary

District Accreditation Status



Accreditations and Ratings Summary

| ACCREDITATION STATUS | |
|--|--------------------------|
| <u>2022-2023 Accreditation Status</u> | Accredited |
| <u>2021-2022 FIRST Rating</u> | A = Superior Achievement |
| <u>2022 District Accountability Rating</u> | 92 = A |
| 2022 Special Education Determination Status | Meets Requirements |

TAPR: Texas Academic Performance Report



2021-2022 TAPR

[Tolar ISD TAPR](#)

[Tolar High School TAPR](#)

[Tolar Junior High TAPR](#)

[Tolar Elementary TAPR](#)

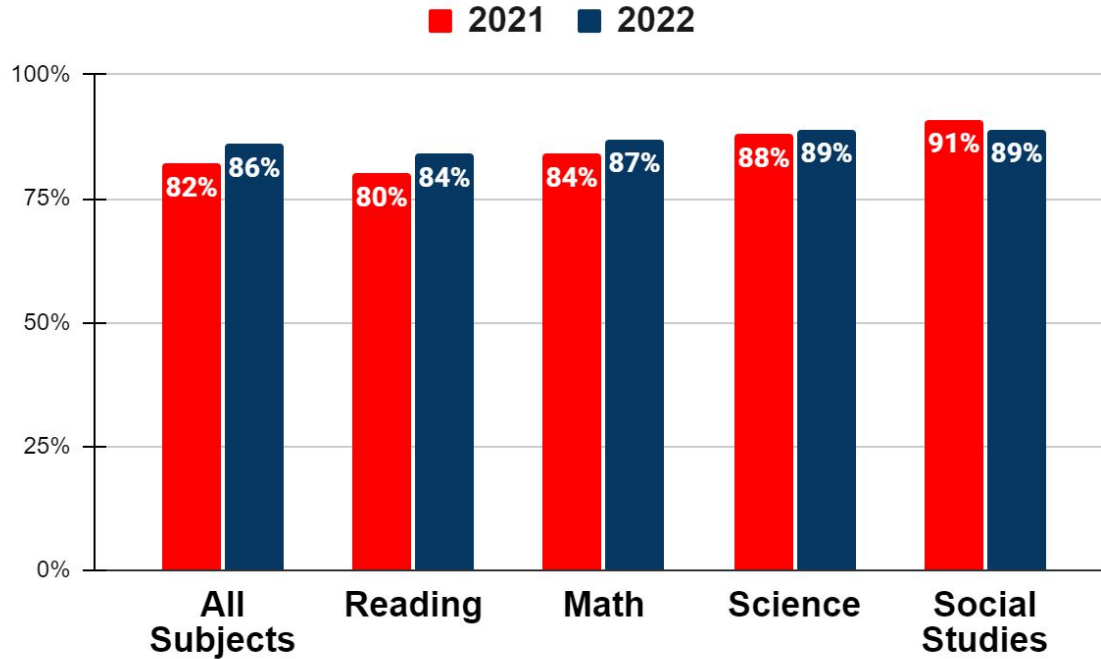
2021-2022 District Snapshot (TAPR)

- District Number - 111903
- Region - 11
- 2021-2022 Enrollment - 851
- 2022 Accountability Rating:
 - [District - A](#)
 - [High School - A](#)
 - [Junior High - A](#)
 - [Elementary - B](#)
- 2022 Special Education Determination Status: Meets Requirements
- 2022 Distinction Designations:

| High School | Junior High | Elementary |
|---|--|------------|
| Academic Achievement in Science Academic Achievement in Social Studies Top 25 Percent: COmparative Closing the Gaps | Academic Achievement in ELA/Reading Academic Achievement in Science Academic Achievement in Social Studies Top 25 Percent: Comparative Academic Growth Top 25 Percent: Comparative Closing the Gaps Postsecondary Readiness | |

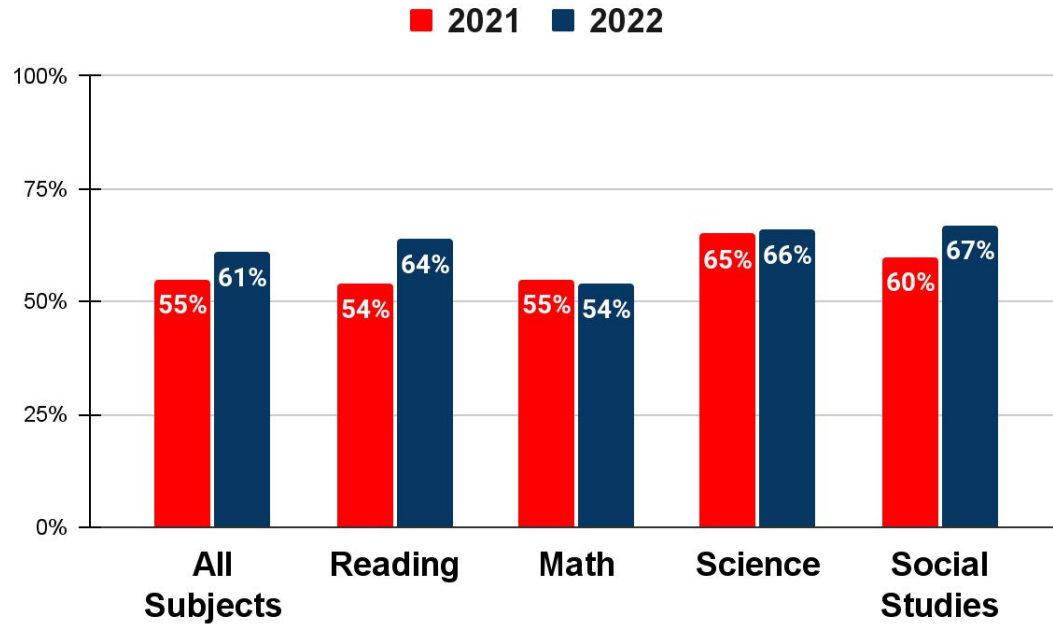
STAAR Performance

% Approaches Grade Level or Above

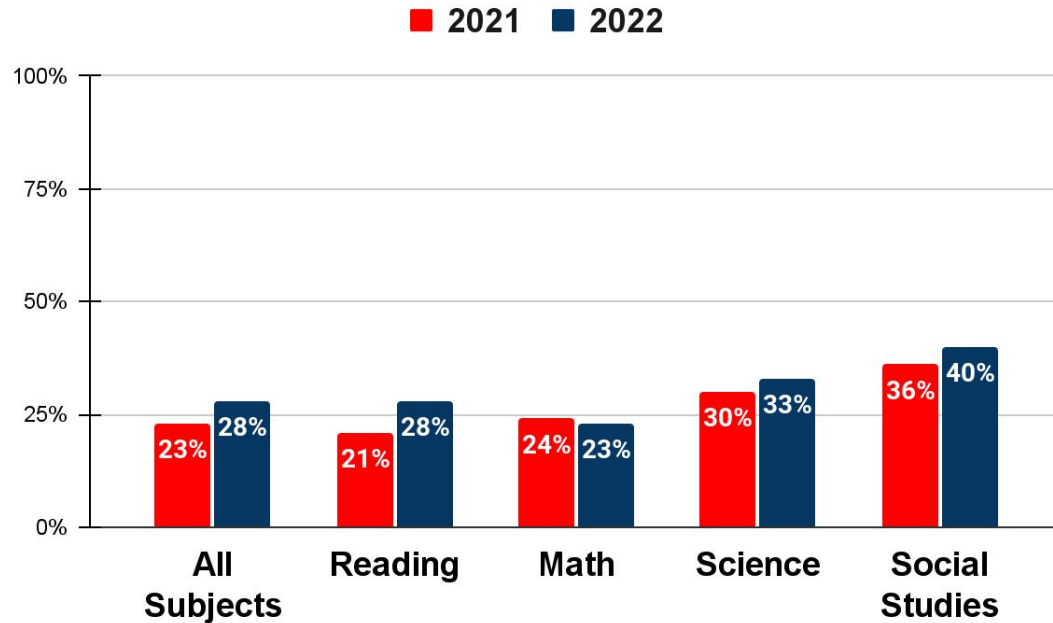


STAAR Performance

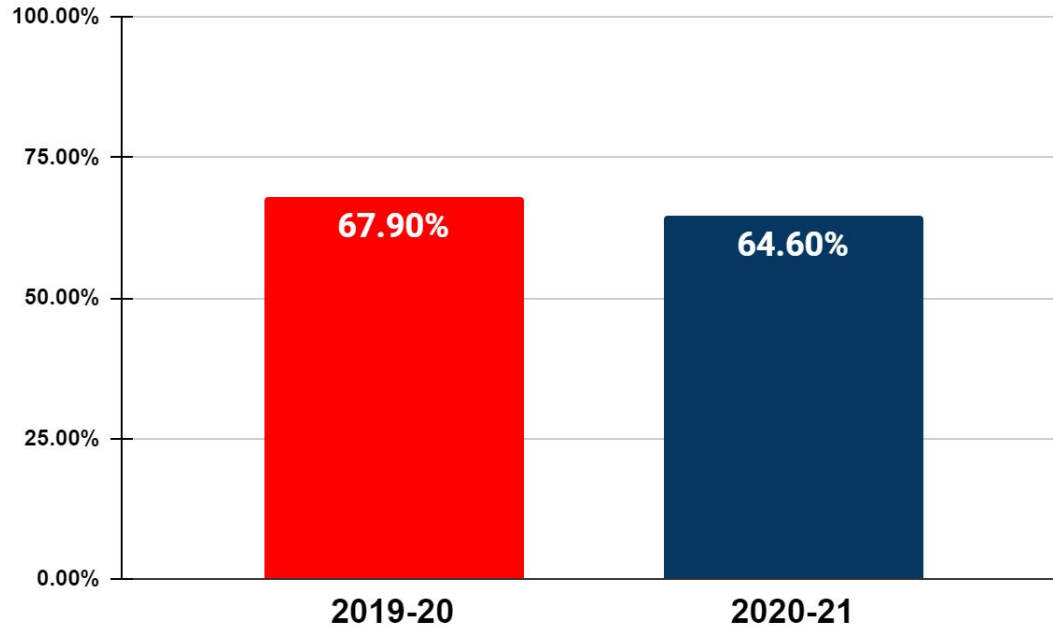
% Meets Grade Level or Above



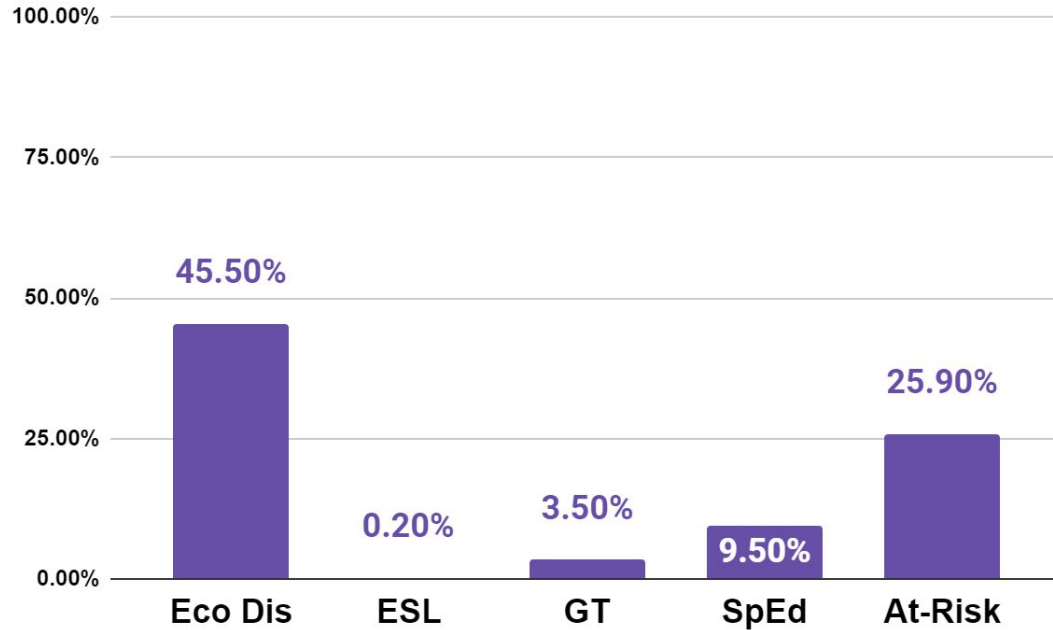
STAAR Performance % Masters Grade Level or Above



CCMR – College, Career, or Military Ready (Annual Graduates)

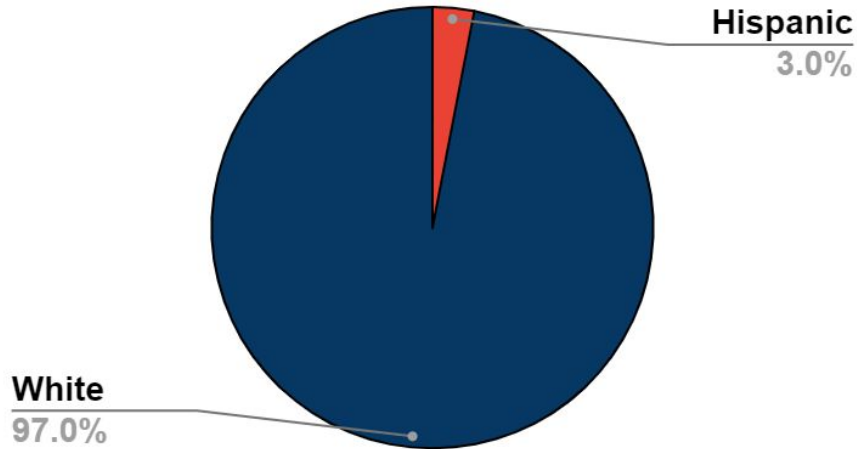


2021-2022 Student Profile

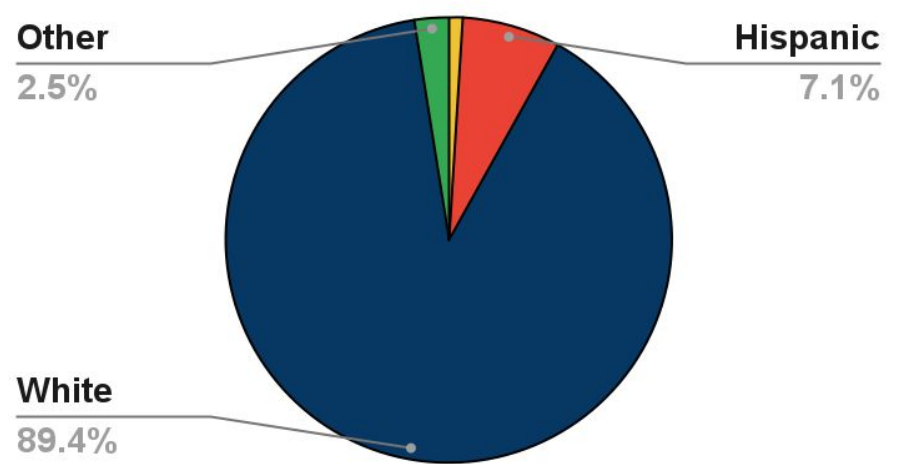


Ethnicity

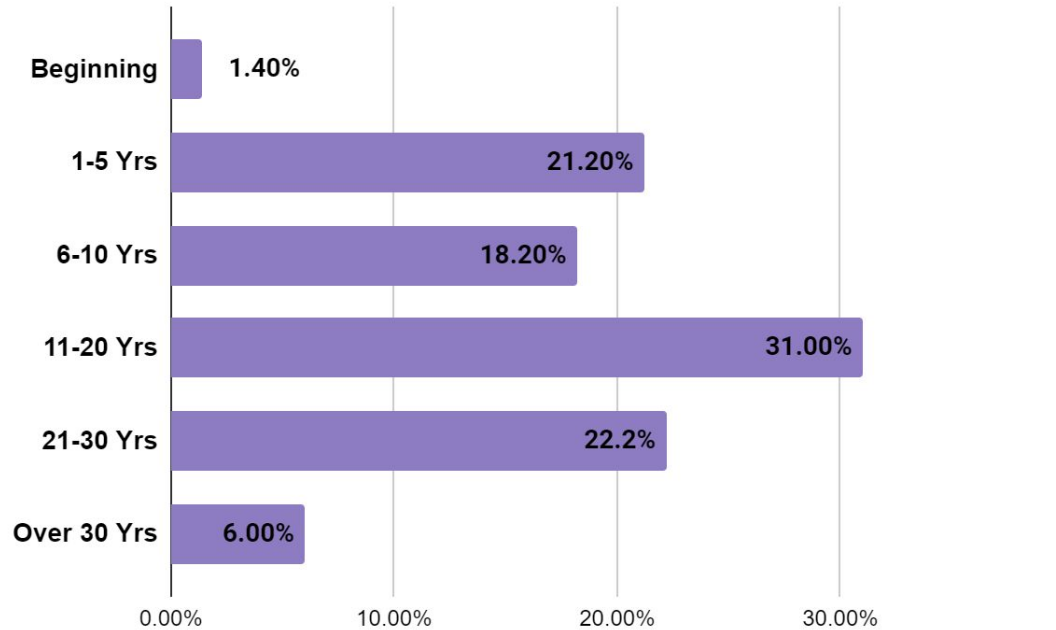
Teachers



Students



Percent of Teachers by Years of Experience



PEIMS Financial Standard Report

2020-21 is the most recent year for which these data are available

2020-21 Actual Financial Data (District):

- Revenues
- Expenditures
- Disbursements
- Tax Rates
- Fund Balance

2020-21 Actual Financial Data (Campus):

- Expenditures by Object
- Expenditures by Function
- Program Expenditures by Program
 - Tolar Elementary
 - Tolar Junior High
 - Tolar High School

Campus Performance Objectives

- Campus Improvement Plans (CIP)
 - Each campus has developed and is implementing a CIP.
 - Each CIP includes performance objectives (approved by the Board) that are based on data analysis and needs assessments.
 - Each campus periodically measures progress toward its performance objectives
 - CIPs are posted on the district's website and are available for review at the district's central office or at the applicable campus.

[2022-2023 Tolar High School Campus Improvement Plan](#)

[2022-2023 Tolar Junior High Campus Improvement Plan](#)

[2022-2023 Tolar Elementary Campus Improvement Plan](#)

[2022-2023 Tolar ISD Improvement Plan](#)

Violent or Criminal Incident Report

- TEC Section 39.306 requires each district to publish, as part of its Annual Report, a report on violent or criminal incidents that occur at each campus
- Tolar ISD had 0 violent or criminal incidents in 2021-22

| Tolar ISD | | | | |
|--|---|-----------------------|------------------|------------------|
| 2021-22 School Year Report on Violent or Criminal Incidents Student Disciplinary Action Incident Counts by Reason Code <small>(To comply with FERPA, data are masked if the number of students involved is less than 5)</small> | | | | |
| Reason Code | Description | 111903001 TOLAR HS | 9-digit campus # | 9-digit campus # |
| 11 | Used, exhibited, possessed firearm | 0 | | |
| 12 | Used, exhibited possessed illegal knife | 0 | | |
| 13 | Used, exhibited, possessed illegal club | 0 | | |
| 14 | Used, exhibited, possessed prohibited weapon | 0 | | |
| 16 | Arson | 0 | | |
| 17 | Murder, capital murder, criminal attempt to commit murder/capital murder | 0 | | |
| 18 | Indecency with a child | 0 | | |
| 19 | Aggravated kidnapping | 0 | | |
| 29 | Aggravated assault against school district employee/volunteer | 0 | | |
| 30 | Aggravated assault against non-employee/volunteer | 0 | | |
| 31 | Sexual assault/aggravated sexual assault against school district employee/volunteer | 0 | | |
| 32 | Sexual assault/aggravated sexual assault against non-employee/volunteer | 0 | | |
| 36 | Felony controlled substance violation | 0 | | |
| 37 | Felony alcohol violation | 0 | | |
| 46 | Aggravated robbery | 0 | | |
| 47 | Manslaughter | 0 | | |
| 48 | Criminally negligent homicide | 0 | | |
| 49 | Engages in deadly conduct | 0 | | |
| 57 | Continuous Sexual Abuse of Young Child or Children | 0 | | |
| Total Incidents | | 0 | 0 | 0 |
| Student Enrollment (Fall 2021 PEIMS Snapshot) | | 253 | | |
| Incident Rate | | 0.0% | | |
| <small>The Reason Codes listed in this table are the PEIMS/ISDS Action Reason Codes applicable to mandatory reportable incidents that TEA uses in its methodology for identifying Persistently Dangerous Schools as required under the Unsafe School Choice Option (USCO) described in Section 8532 of ESSA.</small> | | | | |
| <small>For information concerning school violence prevention and violence intervention policies that the district is using to protect students, please refer to the District's Student Code of Conduct and School Board Policies (both of which are available on the District's webpage and at all campuses and at the District's Central Administrative Offices).</small> | | | | |

Student Performance in Postsecondary Institutions

- TEC Section 39.306 requires each district to publish, as part of its Annual Report, a report on **student performance in postsecondary institutions** during the **first year enrolled after graduation from high school**
- These data are compiled by the Texas Higher Education Coordinating Board (THECB)
- The most current report is for [2020-2021 High School Graduates](#)
 - Student performance is measured by the Grade Point Average (GPA) earned by 2020-21 high school graduates who attended public four-year and two-year institutions of higher education in fiscal year 2021

| | | | |
|-----------|--------|------------------------------------|-----------|
| TOLAR ISD | 111903 | TARLETON STATE UNIVERSITY (003631) | 5 |
| | | WEATHERFORD COLLEGE (003664) | 5 |
| | | Other Public 4-yr Institution (7) | 8 |
| | | Other Public 2-yr Institution (6) | 8 |
| | | Not found | 22 |
| | | <i>Total high school graduates</i> | <i>48</i> |

Progress Toward Meeting Board-adopted HB 3 Goals

- [Early Childhood Literacy and Mathematics Proficiency Plan](#)
- [CCMR Plan](#)
- Plans were adopted at the January 19th School Board Meeting.

TAPR Glossary

- Each year, TEA prepares and publishes a TAPR Glossary
- The TAPR Glossary provides definitions, describes methodologies, and lists sources for each data point in the TAPR
- <https://tea.texas.gov/sites/default/files/tapr-glossary-2021.pdf>

2021–22 Texas Academic Performance Report (TAPR) Glossary

Cover Page

2022 Accountability Rating: The overall rating earned by the district or campus for 2022.

2022 Special Education Determination Status (*district TAPR only*): This label represents an integrated determination level status based on an evaluation of each local educational agency's (LEA) Results Driven Accountability (RDA) indicators in the special education program area and four Federally Required Elements (FREs), which include the State Performance Plan (SPP) compliance indicators 9, 10, 11, 12, and 13; data integrity, uncorrected noncompliance; and financial audit findings. Each LEA receives one of four special education determination levels (DLs):

Meets Requirements

Needs Assistance

Needs Intervention

Needs Substantial Intervention

For additional information, please see the links below.

General Information about RDA and SPP/APR:

Results Driven Accountability (RDA): <https://tea.texas.gov/academics/special-student-populations/review-and-support/results-driven-accountability-rda>

State Performance Plan and Annual Performance Report: <https://tea.texas.gov/reports-and-data/data-submission/state-performance-plans/stateperformance>

Methodology for RDA and SPP/APR:

2022 RDA Manual: <https://tea.texas.gov/sites/default/files/2022-rda-manual.pdf>

FFY 2022 SPP/APR Methodology: <https://sites.ed.gov/idea/spp-spr-letters?selected-category=8&selected-year=&state=Texas>

Data Reports for RDA and SPP/APR:

SPP/APR Data Report: <https://rosvr1.tea.texas.gov/idea/index.html>

RDA Data Reports: <https://tea.texas.gov/student-assessment/monitoring-and-interventions/rda/results-driven-accountability-data-and-reports>

2022 Armed Services Vocational Aptitude Battery (ASVAB) Test (Career Exploration) (*districts serving grades 10–12*): Senate Bill 1843 requires that each school year, each school district and open-enrollment charter school provide students in grades 10–12 the opportunity to take the ASVAB and consult with a military recruiter.

Resources and Availability of Annual Report

- The District's TAPR will be posted on the district's website within 2 weeks after this meeting
- Paper copies will also be available at the district's central office and on each campus in the district
- For questions or more information, contact:

| | |
|----------|--------------------------|
| Name | Kristen Carey |
| Position | Assistant Superintendent |
| Phone | 254-835-4718 |
| Email | kcarey@tolarisd.org |