



# Gloucester County Institute of Technology

Grades 6-12

SY 2022-2023 Post Surveys/Students - May 2023



Report created by  
Panorama Education



# Summary

Topic Description	Results	Benchmark
<p><b>School Belonging</b></p> <p>How much students feel that they are valued members of the school community.</p>	<p><b>32%</b></p> <p>▼1 since last survey</p>	<p>0th - 19th percentile compared to others nationally</p>
<p><b>School Climate</b></p> <p>Perceptions of the overall social and learning climate of the school.</p>	<p><b>37%</b></p> <p>▼5 since last survey</p>	<p>0th - 19th percentile compared to others nationally</p>
<p><b>School Engagement</b></p> <p>How attentive and invested students are in school.</p>	<p><b>21%</b></p> <p>▼3 since last survey</p>	<p>0th - 19th percentile compared to others nationally</p>
<p><b>School Rigorous Expectations</b></p> <p>How much students feel that their teachers hold them to high expectations around effort, understanding, persistence, and performance in class.</p>	<p><b>52%</b></p> <p>▼2 since last survey</p>	<p>0th - 19th percentile compared to others nationally</p>
<p><b>School Safety</b></p> <p>Perceptions of student physical and psychological safety at school.</p>	<p><b>59%</b></p> <p>▼7 since last survey</p>	<p>40th - 59th percentile compared to others nationally</p>
<p><b>School Teacher-Student Relationships</b></p> <p>How strong the social connection is between teachers and students within and beyond the school.</p>	<p><b>41%</b></p> <p>▼3 since last survey</p>	<p>0th - 19th percentile compared to others nationally</p>

889 responses



# School Belonging

Your average

**32%**

889 responses

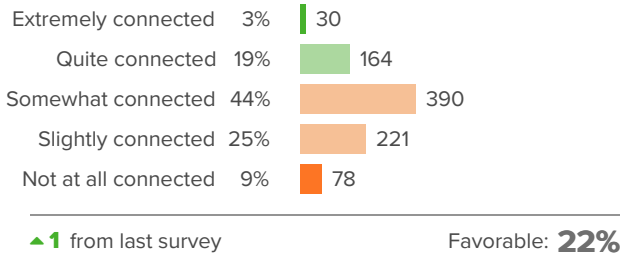
Change

▼ **1**

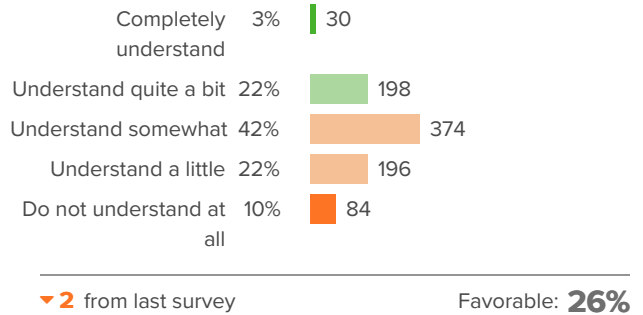
since last survey

## How did people respond?

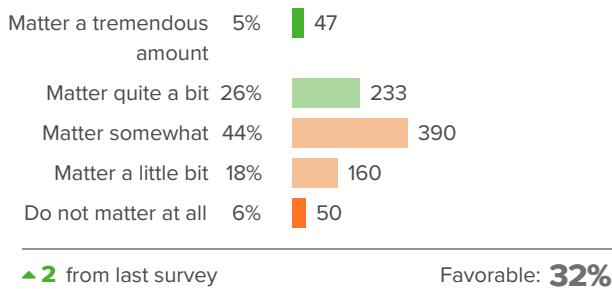
### Q.1: How connected do you feel to the adults at your school?



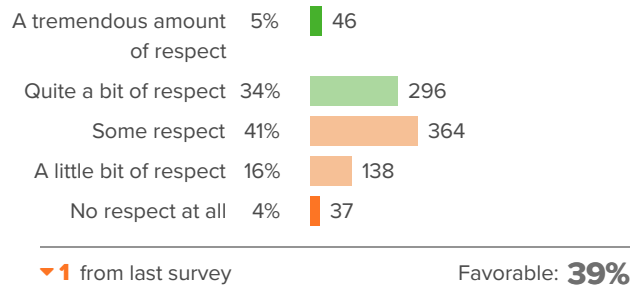
### Q.2: How well do people at your school understand you as a person?



### Q.3: How much do you matter to others at this school?

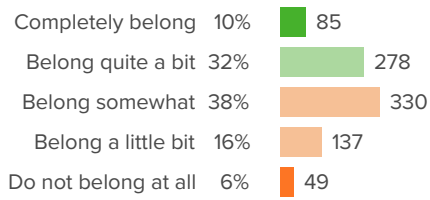


### Q.4: How much respect do students in your school show you?





**Q.5: Overall, how much do you feel like you belong at your school?**



▼ 5 from last survey

Favorable: **41%**



# School Climate

Your average

# 37%

889 responses

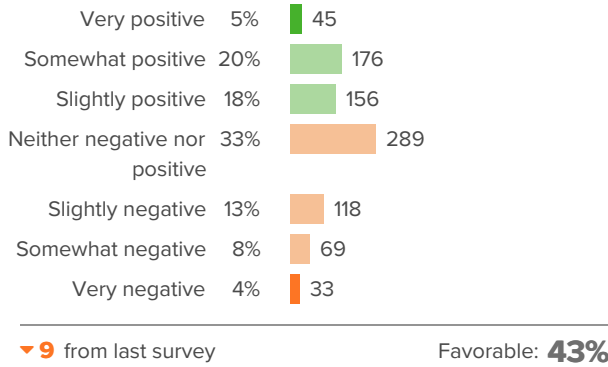
Change

# ▼ 5

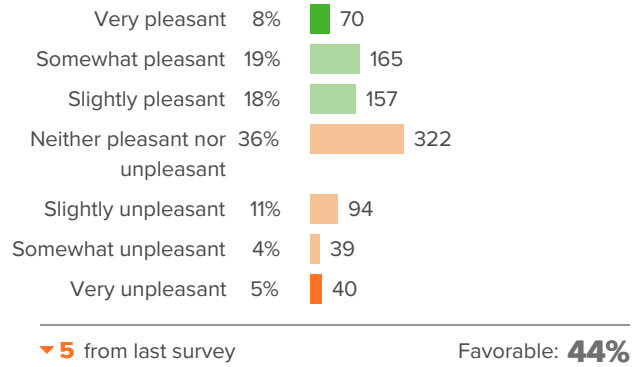
since last survey

## How did people respond?

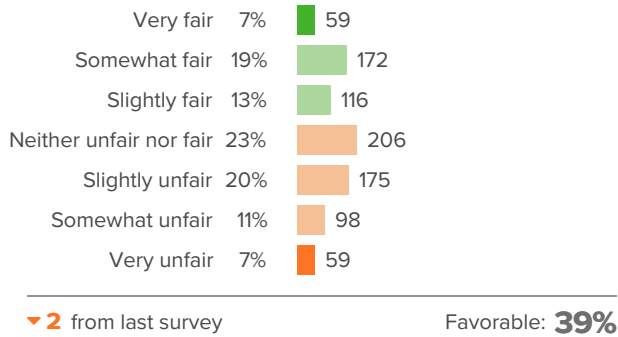
### Q.1: How positive or negative is the energy of the school?



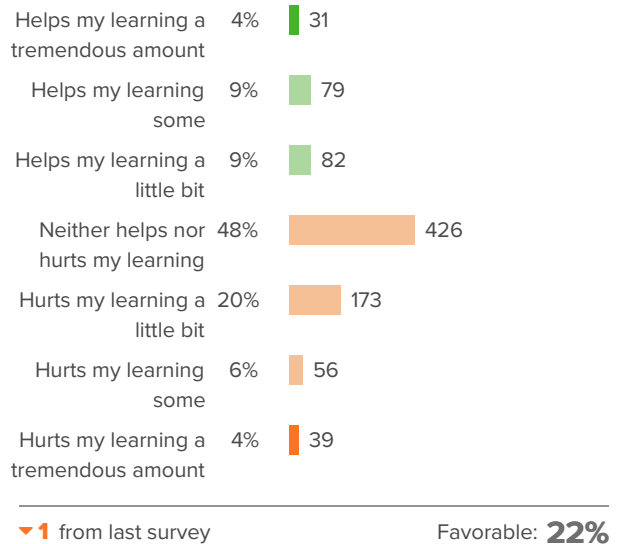
### Q.2: How pleasant or unpleasant is the physical space at your school?



### Q.3: How fair or unfair are the rules for the students at this school?

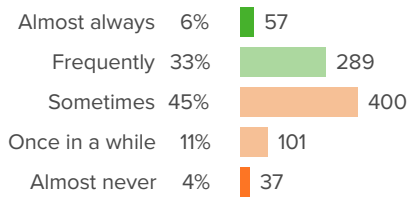


### Q.4: At your school, how much does the behavior of other students hurt or help your learning?





**Q.5: How often do your teachers seem excited to be teaching your classes?**



▼ 4 from last survey

Favorable: **39%**



# School Engagement

Your average

**21%**

889 responses

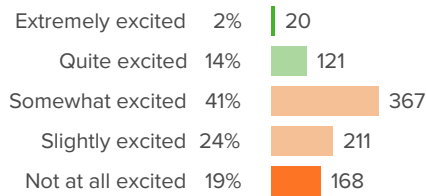
Change

▼ **3**

since last survey

## How did people respond?

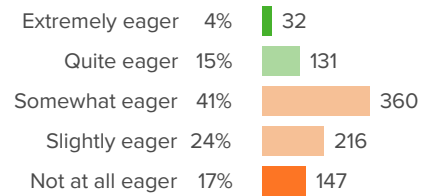
### Q.1: How excited are you about going to your classes?



▼ **3** from last survey

Favorable: **16%**

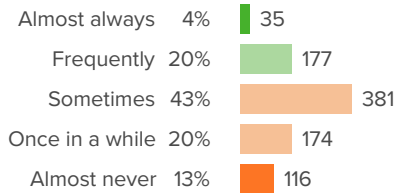
### Q.2: In your classes, how eager are you to participate?



▼ **2** from last survey

Favorable: **18%**

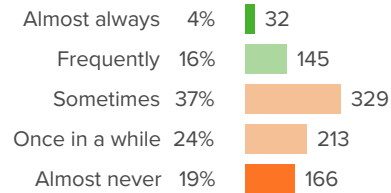
### Q.3: How often do you get so focused on activities in your classes that you lose track of time?



▲ **1** from last survey

Favorable: **24%**

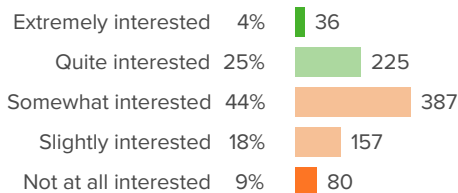
### Q.4: When you are not in school, how often do you talk about ideas from your classes?



▼ **1** from last survey

Favorable: **20%**

### Q.5: Overall, how interested are you in your classes?



▼ **8** from last survey

Favorable: **29%**



# School Rigorous Expectations

Your average

# 52%

889 responses

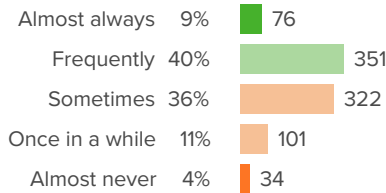
Change

# ▼ 2

since last survey

## How did people respond?

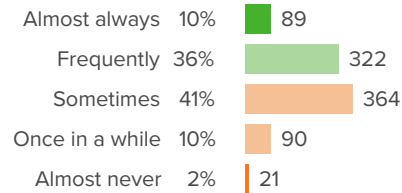
### Q.1: How often do your teachers take time to make sure you understand the material?



▼ 6 from last survey

Favorable: **48%**

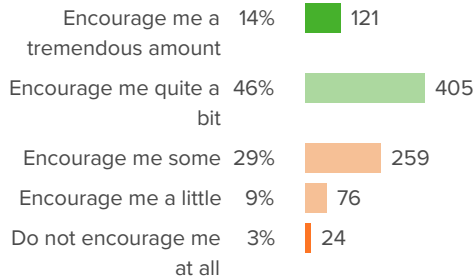
### Q.2: How often do your teachers make you explain your answers?



▲ 0 from last survey

Favorable: **46%**

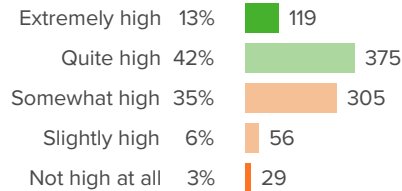
### Q.3: How much do your teachers encourage you to do your best?



▼ 4 from last survey

Favorable: **59%**

### Q.4: Overall, how high are your teachers' expectations of you?



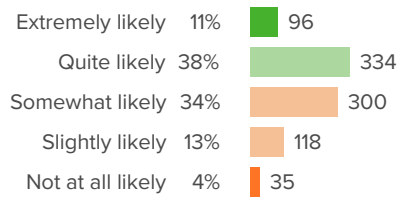
▲ 3 from last survey

Favorable: **56%**





**Q.5: When you feel like giving up on a difficult task, how likely is it that your teachers will make you keep trying?**



▼ **3** from last survey

Favorable: **49%**



# School Safety

Your average

# 59%

889 responses

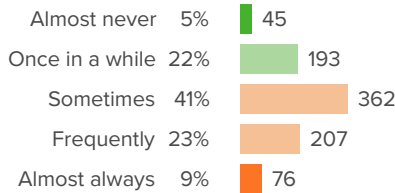
Change

# ▼ 7

since last survey

## How did people respond?

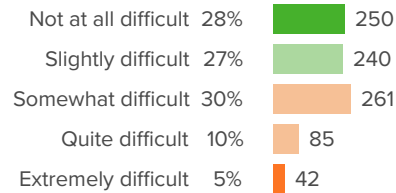
### Q.1: How often are people disrespectful to others at your school?



▼ 10 from last survey

Favorable: **27%**

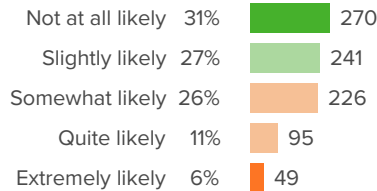
### Q.2: If a student is bullied in school, how difficult is it for him/her to get help from an adult?



▼ 4 from last survey

Favorable: **56%**

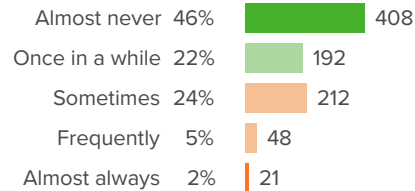
### Q.3: How likely is it that someone from your school will bully you online?



▼ 8 from last survey

Favorable: **58%**

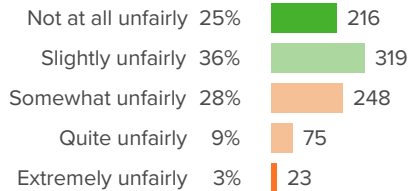
### Q.4: How often do you worry about violence at your school?



▼ 10 from last survey

Favorable: **68%**

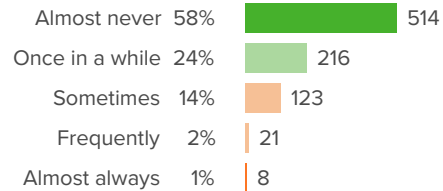
### Q.5: At your school, how unfairly do the adults treat the students?



▼ 2 from last survey

Favorable: **61%**

### Q.6: How often do students get into physical fights at your school?



▼ 10 from last survey

Favorable: **83%**



# School Teacher-Student Relationships

Your average

**41%**

889 responses

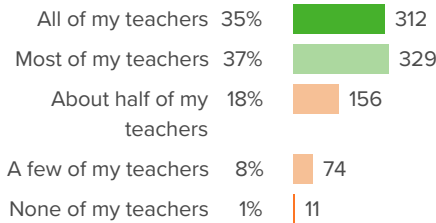
Change

▼ **3**

since last survey

## How did people respond?

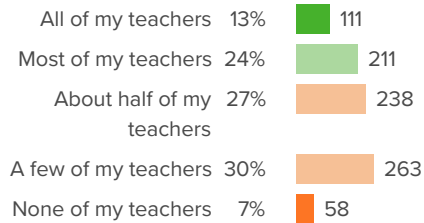
### Q.1: How many of your teachers are respectful towards you?



▼ **6** from last survey

Favorable: **73%**

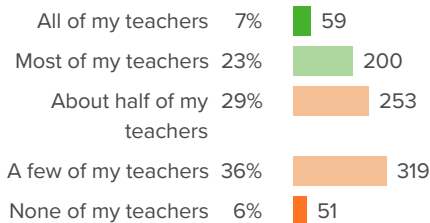
### Q.2: If you walked into class upset, how many of your teachers would be concerned?



▼ **4** from last survey

Favorable: **37%**

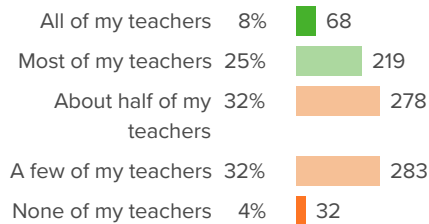
### Q.3: If you came back to visit class three years from now, how many of your teachers would be excited to see you?



▲ **0** from last survey

Favorable: **29%**

### Q.4: When your teachers ask how you are doing, how many of them are really interested in your answer?



▼ **3** from last survey

Favorable: **33%**



**Q.5: How many of your teachers would you be excited to have again in the future?**

