



# Gloucester County Institute of Technology

Grades 6-12

SY 2022-2023 Surveys/Students - October 2022



Report created by  
Panorama Education



# Summary

Topic Description	Results	Benchmark
<p><b>School Belonging</b></p> <p>How much students feel that they are valued members of the school community.</p>	<p><b>33%</b></p> <p>▲3 since last survey</p>	<p>0th - 19th percentile compared to others nationally</p>
<p><b>School Climate</b></p> <p>Perceptions of the overall social and learning climate of the school.</p>	<p><b>42%</b></p> <p>▲6 since last survey</p>	<p>0th - 19th percentile compared to others nationally</p>
<p><b>School Engagement</b></p> <p>How attentive and invested students are in school.</p>	<p><b>24%</b></p> <p>▲2 since last survey</p>	<p>0th - 19th percentile compared to others nationally</p>
<p><b>School Rigorous Expectations</b></p> <p>How much students feel that their teachers hold them to high expectations around effort, understanding, persistence, and performance in class.</p>	<p><b>54%</b></p> <p>▲6 since last survey</p>	<p>0th - 19th percentile compared to others nationally</p>
<p><b>School Safety</b></p> <p>Perceptions of student physical and psychological safety at school.</p>	<p><b>66%</b></p> <p>▲7 since last survey</p>	<p>60th - 79th percentile compared to others nationally</p>
<p><b>School Teacher-Student Relationships</b></p> <p>How strong the social connection is between teachers and students within and beyond the school.</p>	<p><b>44%</b></p> <p>▲1 since last survey</p>	<p>0th - 19th percentile compared to others nationally</p>

1,293 responses



# School Belonging

Your average

# 33%

1,293 responses

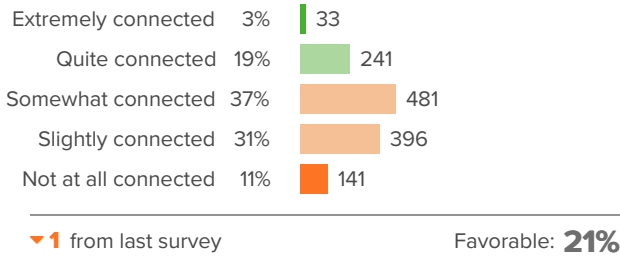
Change

# ▲ 3

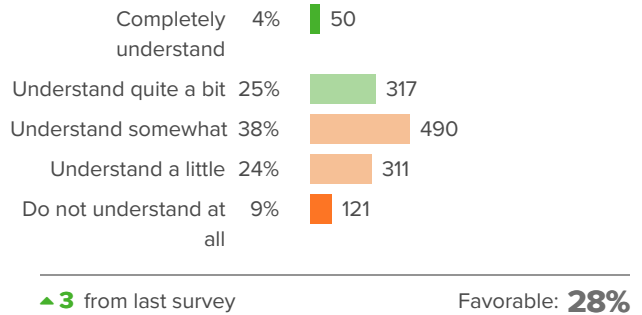
since last survey

## How did people respond?

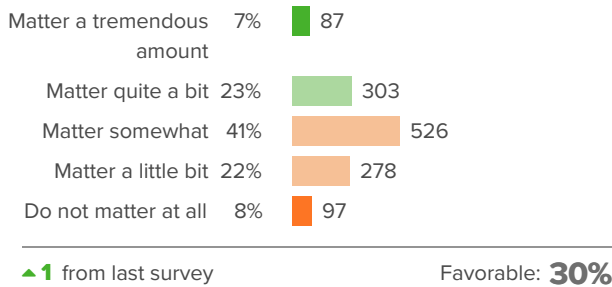
### Q.1: How connected do you feel to the adults at your school?



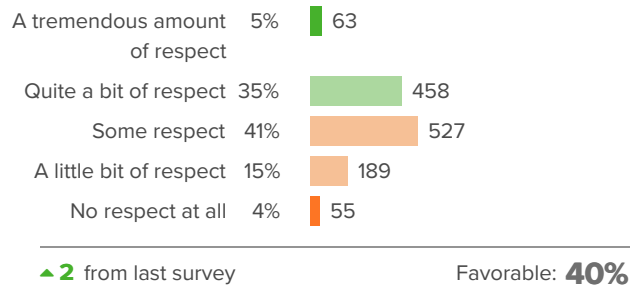
### Q.2: How well do people at your school understand you as a person?



### Q.3: How much do you matter to others at this school?

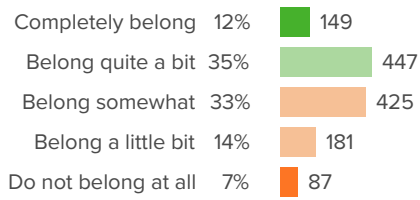


### Q.4: How much respect do students in your school show you?





**Q.5: Overall, how much do you feel like you belong at your school?**



▲ 9 from last survey

Favorable: **46%**



# School Climate

Your average

**42%**

1,293 responses

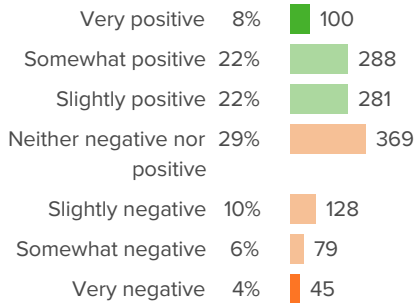
Change

**▲ 6**

since last survey

## How did people respond?

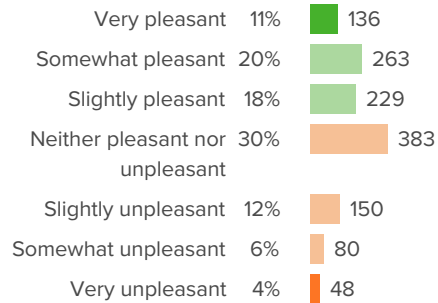
### Q.1: How positive or negative is the energy of the school?



▲ 10 from last survey

Favorable: **52%**

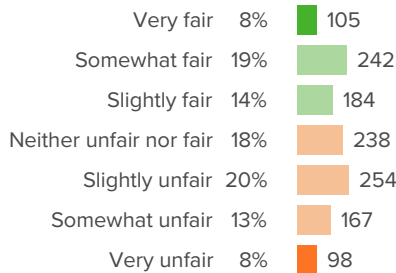
### Q.2: How pleasant or unpleasant is the physical space at your school?



▲ 5 from last survey

Favorable: **49%**

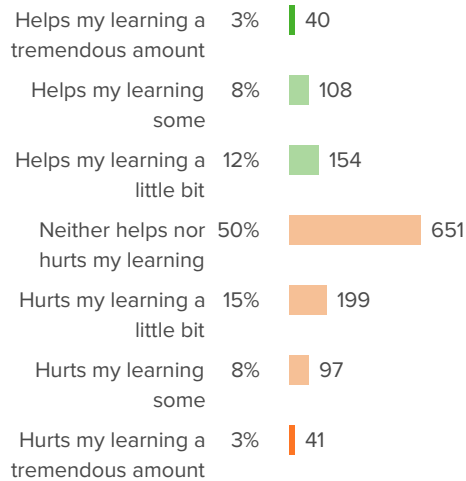
### Q.3: How fair or unfair are the rules for the students at this school?



▲ 4 from last survey

Favorable: **41%**

### Q.4: At your school, how much does the behavior of other students hurt or help your learning?

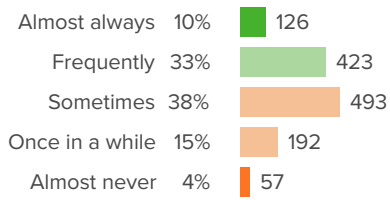


▲ 0 from last survey

Favorable: **23%**



**Q.5: How often do your teachers seem excited to be teaching your classes?**



▲ 8 from last survey

Favorable: **43%**



# School Engagement

Your average

# 24%

1,293 responses

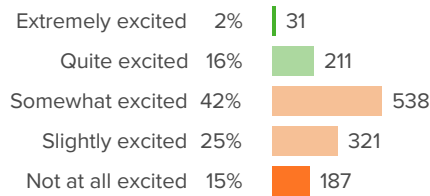
Change

# ▲ 2

since last survey

## How did people respond?

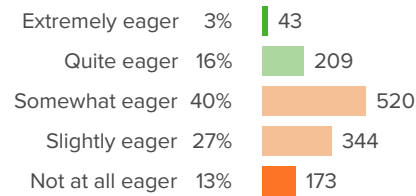
### Q.1: How excited are you about going to your classes?



▼ 1 from last survey

Favorable: **19%**

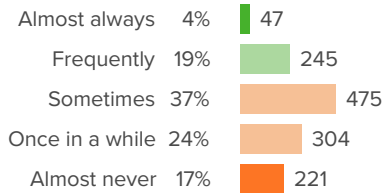
### Q.2: In your classes, how eager are you to participate?



▲ 1 from last survey

Favorable: **20%**

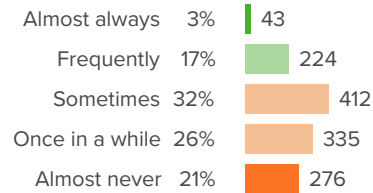
### Q.3: How often do you get so focused on activities in your classes that you lose track of time?



▲ 3 from last survey

Favorable: **23%**

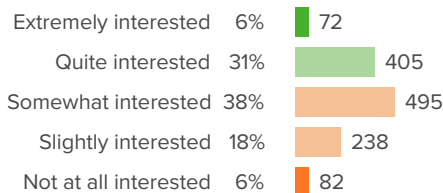
### Q.4: When you are not in school, how often do you talk about ideas from your classes?



▲ 2 from last survey

Favorable: **21%**

### Q.5: Overall, how interested are you in your classes?



▲ 5 from last survey

Favorable: **37%**



# School Rigorous Expectations

Your average

# 54%

1,293 responses

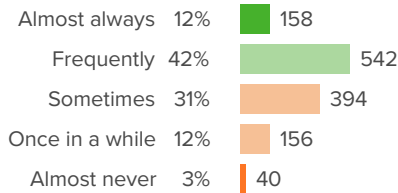
Change

# ▲ 6

since last survey

## How did people respond?

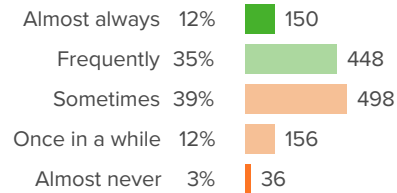
### Q.1: How often do your teachers take time to make sure you understand the material?



▲ 7 from last survey

Favorable: **54%**

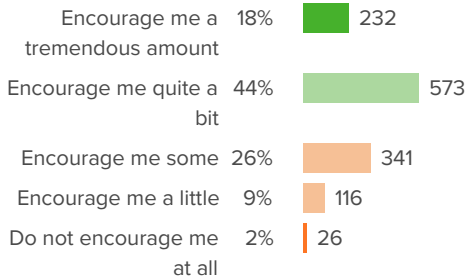
### Q.2: How often do your teachers make you explain your answers?



▲ 2 from last survey

Favorable: **46%**

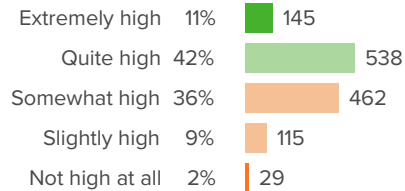
### Q.3: How much do your teachers encourage you to do your best?



▲ 5 from last survey

Favorable: **63%**

### Q.4: Overall, how high are your teachers' expectations of you?



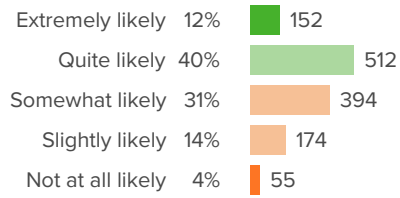
▲ 4 from last survey

Favorable: **53%**





**Q.5: When you feel like giving up on a difficult task, how likely is it that your teachers will make you keep trying?**



▲ 8 from last survey

Favorable: **52%**



# School Safety

Your average

# 66%

1,293 responses

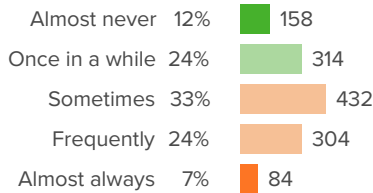
Change

# ▲ 7

since last survey

## How did people respond?

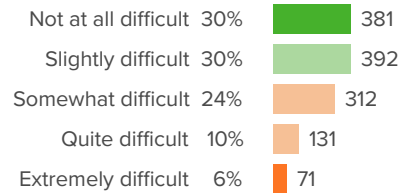
### Q.1: How often are people disrespectful to others at your school?



▲ 8 from last survey

Favorable: **37%**

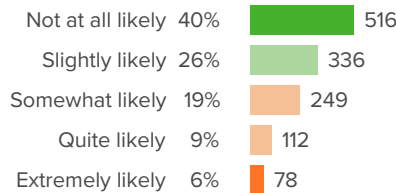
### Q.2: If a student is bullied in school, how difficult is it for him/her to get help from an adult?



▲ 4 from last survey

Favorable: **60%**

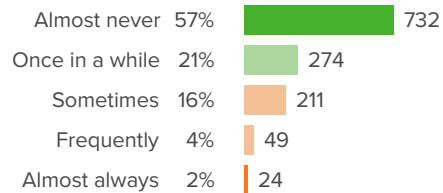
### Q.3: How likely is it that someone from your school will bully you online?



▲ 7 from last survey

Favorable: **66%**

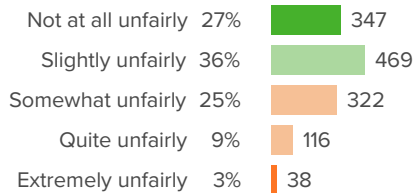
### Q.4: How often do you worry about violence at your school?



▲ 14 from last survey

Favorable: **78%**

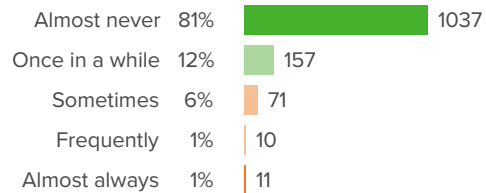
### Q.5: At your school, how unfairly do the adults treat the students?



▲ 2 from last survey

Favorable: **63%**

### Q.6: How often do students get into physical fights at your school?



▲ 7 from last survey

Favorable: **93%**



# School Teacher-Student Relationships

Your average

# 44%

1,293 responses

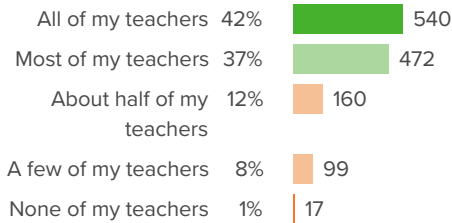
Change

# ▲ 1

since last survey

## How did people respond?

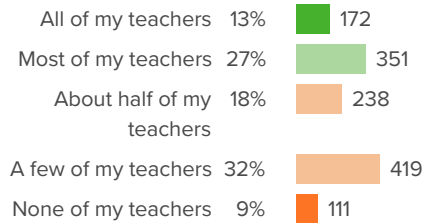
### Q.1: How many of your teachers are respectful towards you?



▲ 4 from last survey

Favorable: **79%**

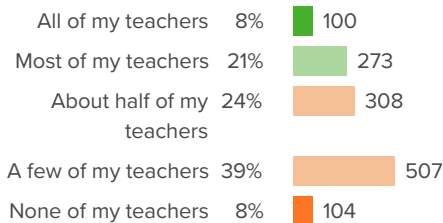
### Q.2: If you walked into class upset, how many of your teachers would be concerned?



▲ 5 from last survey

Favorable: **41%**

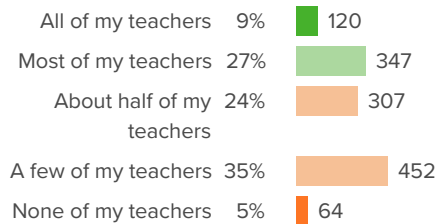
### Q.3: If you came back to visit class three years from now, how many of your teachers would be excited to see you?



▼ 2 from last survey

Favorable: **29%**

### Q.4: When your teachers ask how you are doing, how many of them are really interested in your answer?



▲ 2 from last survey

Favorable: **36%**



**Q.5: How many of your teachers would you be excited to have again in the future?**

