



Gloucester County Institute of Technology

Teacher Measures
SY 2022-2023 Post Surveys/Teachers - May 2023



Report created by
Panorama Education



Summary

Topic Description	Results	Benchmark
<p>Cultural Awareness and Action (Adult Focus)</p> <p>How well a school supports staff and faculty in learning about, discussing, and confronting issues of race, ethnicity, and culture.</p>	<p>60%</p> <p>▲9 since last survey</p>	<p>40th - 59th percentile compared to others nationally</p>
<p>Cultural Awareness and Action (Student Focus)</p> <p>How well a school supports students in learning about, discussing, and confronting issues of race, ethnicity, and culture.</p>	<p>60%</p> <p>▲3 since last survey</p>	<p>40th - 59th percentile compared to others nationally</p>
<p>Professional Learning About Equity</p> <p>Perceptions of the quantity and quality of equity-focused professional learning opportunities available to faculty and staff.</p>	<p>31%</p> <p>▲8 since last survey</p>	<p>20th - 39th percentile compared to others nationally</p>
<p>Professional Learning About SEL</p> <p>Perceptions of the amount and quality of professional growth and learning opportunities available to faculty related to social-emotional learning.</p>	<p>30%</p> <p>▲5 since last survey</p>	<p>0th - 19th percentile compared to others nationally</p>
<p>Resources for Student Support</p> <p>Perceptions of the adequacy of the school's resources for student support.</p>	<p>62%</p> <p>▲6 since last survey</p>	<p>80th - 99th percentile compared to others nationally</p>
<p>Teacher Self-Reflection</p> <p>Faculty perceptions of their professional strengths and areas for growth related to social-emotional learning.</p>	<p>73%</p> <p>▼3 since last survey</p>	<p>40th - 59th percentile compared to others nationally</p>
<p>Well-being</p> <p>Faculty and staff perceptions of their own professional well-being.</p>	<p>62%</p> <p>▲2 since last survey</p>	<p>40th - 59th percentile compared to others nationally</p>

100 responses



Cultural Awareness and Action (Adult Focus)

Your average

60%

100 responses

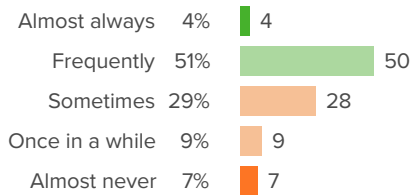
Change

▲ 9

since last survey

How did people respond?

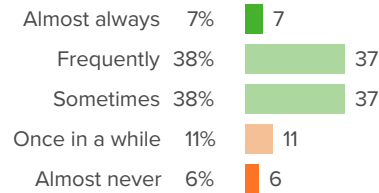
Q.1: How often do school leaders encourage you to teach about people from different races, ethnicities, or cultures?



▲ 16 from last survey

Favorable: 55%

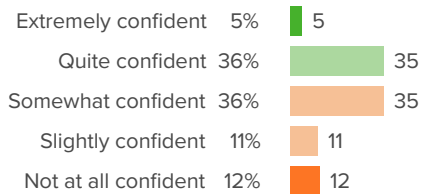
Q.2: How often do you think about what colleagues of different races, ethnicities, or cultures experience?



▲ 0 from last survey

Favorable: 83%

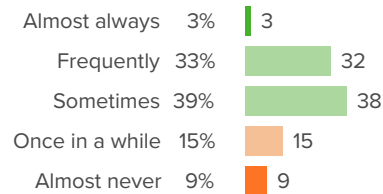
Q.3: How confident are you that adults at your school can have honest conversations with each other about race?



▲ 9 from last survey

Favorable: 41%

Q.4: At your school, how often are you encouraged to think more deeply about race-related topics?

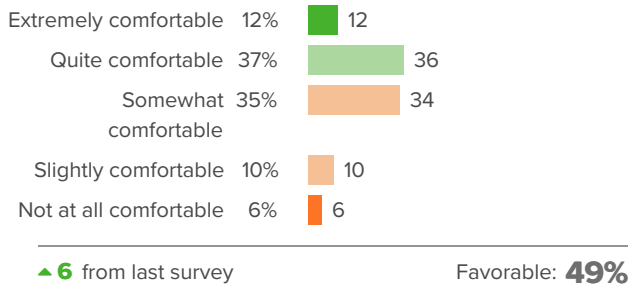


▲ 10 from last survey

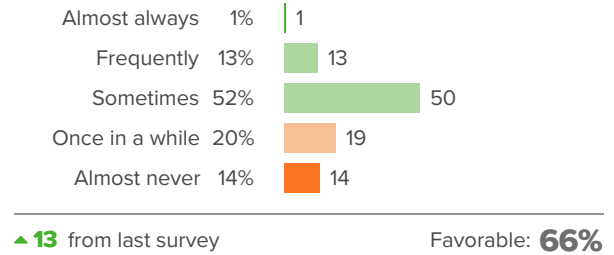
Favorable: 75%



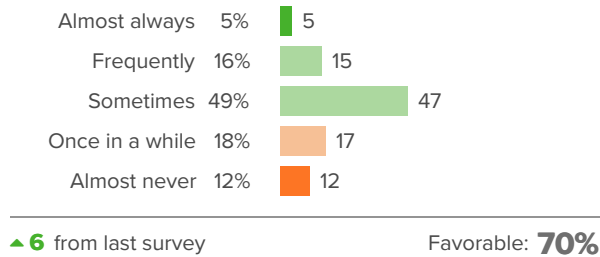
Q.5: How comfortable are you discussing race-related topics with your colleagues?



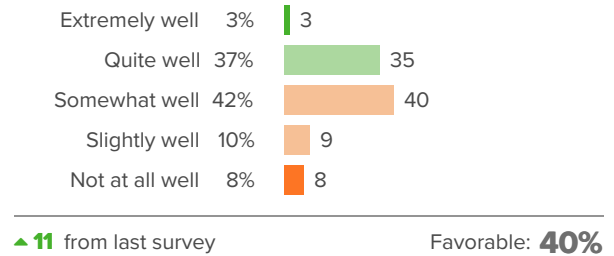
Q.6: How often do adults at your school have important conversations about race, even when they might be uncomfortable?



Q.7: When there are major news events related to race, how often do adults at your school talk about them with each other?



Q.8: How well does your school help staff speak out against racism?





Cultural Awareness and Action (Student Focus)

Your average

60%

100 responses

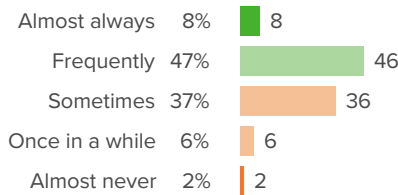
Change

▲ 3

since last survey

How did people respond?

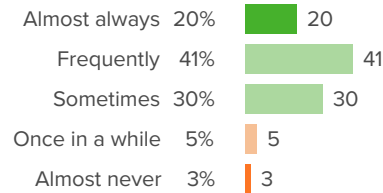
Q.1: How often are students given opportunities to learn about people from different races, ethnicities, or cultures?



▼ 3 from last survey

Favorable: **55%**

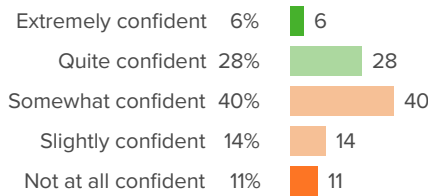
Q.2: How often do you think about what students of different races, ethnicities, or cultures experience?



▼ 1 from last survey

Favorable: **92%**

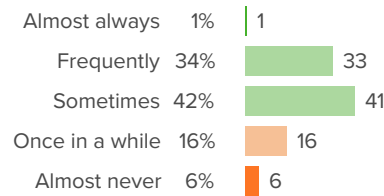
Q.3: How confident are you that adults at your school can have honest conversations with students about race?



▲ 4 from last survey

Favorable: **34%**

Q.4: At your school, how often are students encouraged to think more deeply about race-related topics?

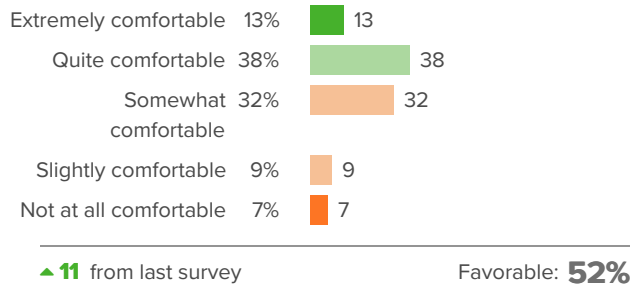


▲ 0 from last survey

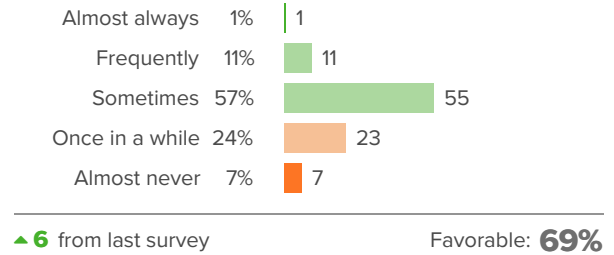
Favorable: **77%**



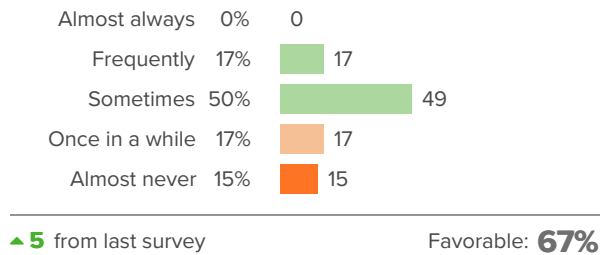
Q.5: How comfortable are you discussing race-related topics with your students?



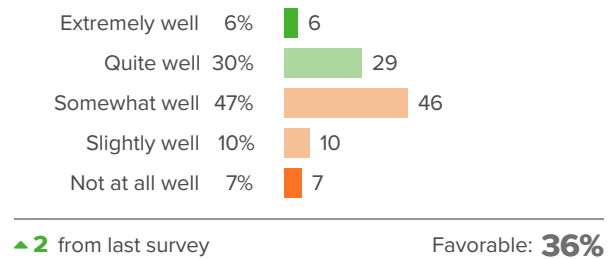
Q.6: How often do students at your school have important conversations about race, even when they might be uncomfortable?



Q.7: When there are major news events related to race, how often do adults at your school talk about them with students?



Q.8: How well does your school help students speak out against racism?





Professional Learning About Equity

Your average

31%

100 responses

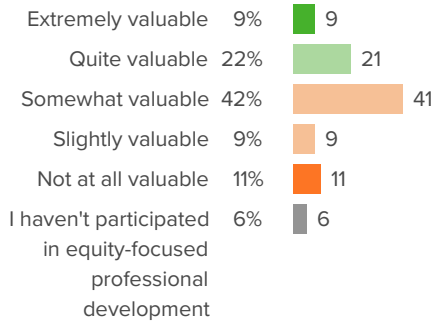
Change

▲ 8

since last survey

How did people respond?

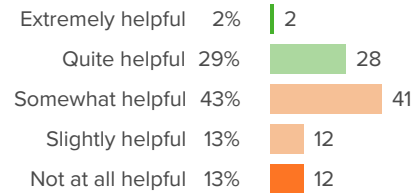
Q.1: At your school, how valuable are the equity-focused professional development opportunities?



▲ 2 from last survey

Favorable: **33%**

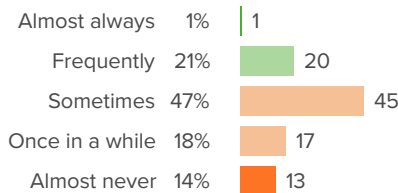
Q.2: When it comes to promoting culturally responsive practices, how helpful are your colleagues' ideas for improving your practice?



▲ 7 from last survey

Favorable: **32%**

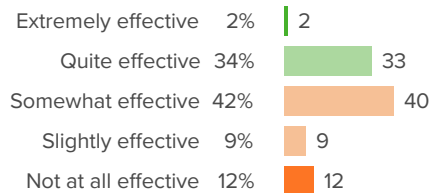
Q.3: How often do professional development opportunities help you explore new ways to promote equity in your practice?



▲ 9 from last survey

Favorable: **22%**

Q.4: Overall, how effective has your school administration been in helping you advance student equity?



▲ 14 from last survey

Favorable: **36%**



Professional Learning About SEL

Your average

30%

100 responses

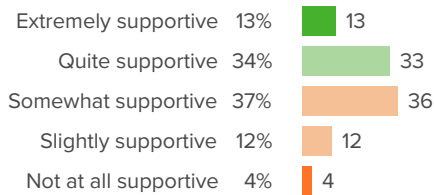
Change

▲ 5

since last survey

How did people respond?

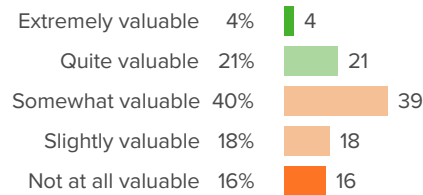
Q.1: In terms of social-emotional learning (SEL) in particular, how supportive has the school been of your growth as a teacher?



▲ 7 from last survey

Favorable: **47%**

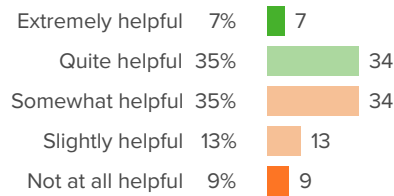
Q.2: At your school, how valuable are the social-emotional learning (SEL) professional development opportunities?



▲ 5 from last survey

Favorable: **26%**

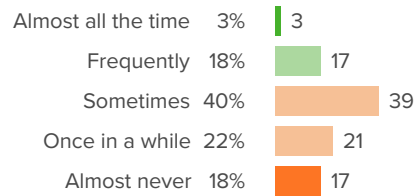
Q.3: When it comes to social-emotional learning (SEL), how helpful are your colleagues' ideas for improving your teaching?



▲ 8 from last survey

Favorable: **42%**

Q.4: How often do your social-emotional learning (SEL) professional development opportunities help you explore new ideas?

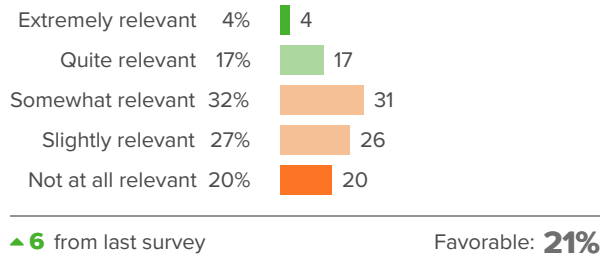


▲ 4 from last survey

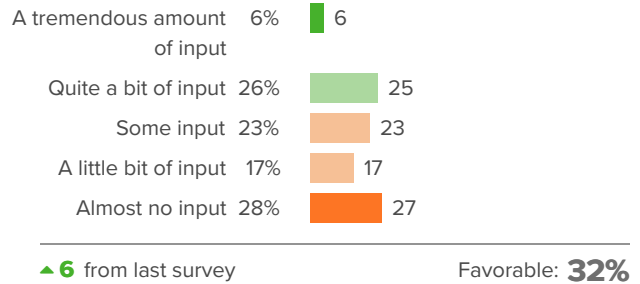
Favorable: **21%**



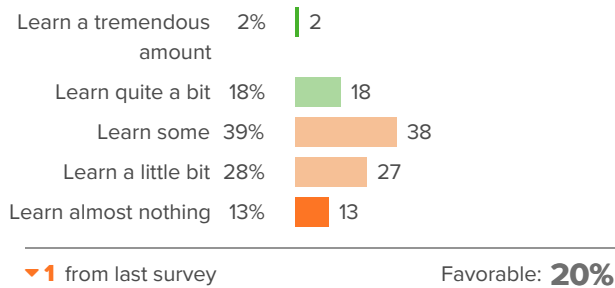
Q.5: How relevant have your social-emotional learning (SEL) professional development opportunities been to the content that you teach?



Q.6: Thinking of social-emotional learning (SEL) in particular, how much input do you have into individualizing your own professional development opportunities?



Q.7: Overall, how much do you learn about supporting your students' social-emotional learning (SEL) from the leaders at your school?





Resources for Student Support

Your average

62%

100 responses

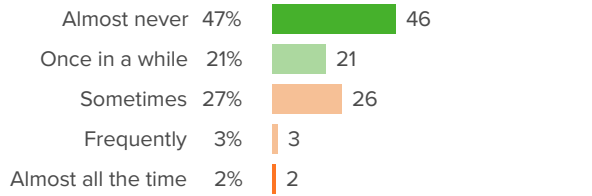
Change

▲ 6

since last survey

How did people respond?

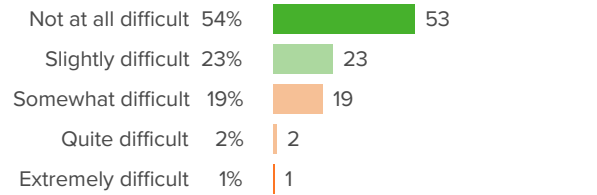
Q.1: When students need help from an adult, how often do they have to wait to get that help?



▲ 5 from last survey

Favorable: **68%**

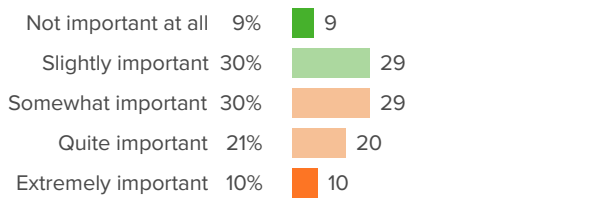
Q.2: For students who need extra support, how difficult is it for them to get the support that they need?



▲ 2 from last survey

Favorable: **78%**

Q.3: How important is it for your school to hire more specialists to help students?



▲ 11 from last survey

Favorable: **39%**



Teacher Self-Reflection

Your average

73%

100 responses

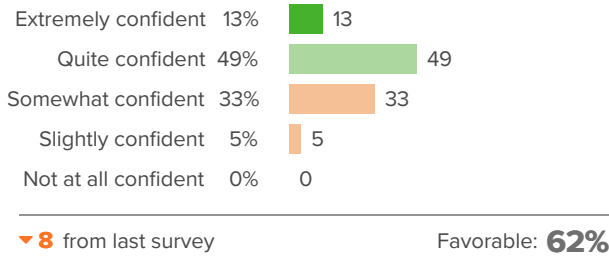
Change

▼ 3

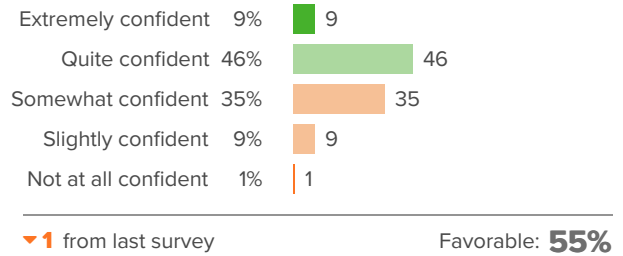
since last survey

How did people respond?

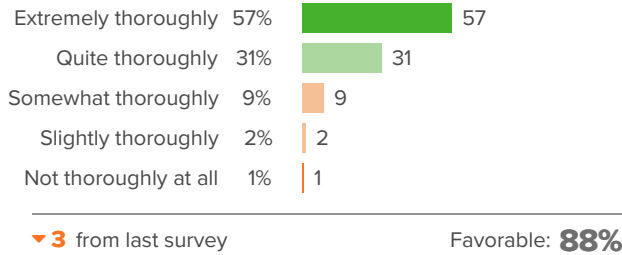
Q.1: How confident are you that you can engage students who typically are not motivated?



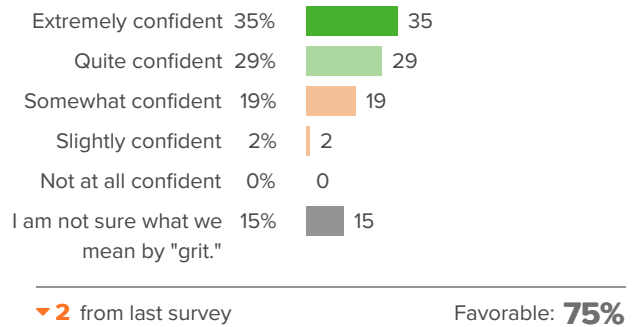
Q.2: How confident are you that you can help your school's most challenging students to learn?



Q.3: How thoroughly do you feel that you know all the content you need to teach?

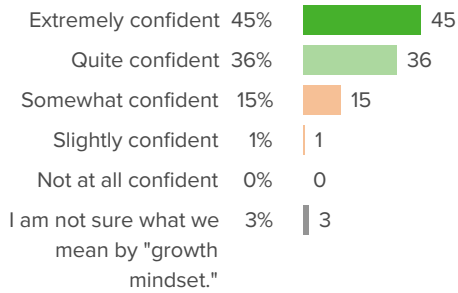


Q.4: Thinking about grit in particular, how confident are you that you can support your students' growth and development?



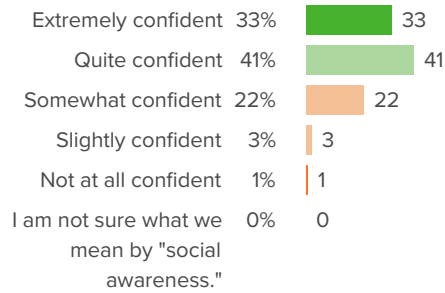


Q.5: Thinking about growth mindset in particular, how confident are you that you can support your students' growth and development?



▲ 1 from last survey Favorable: **84%**

Q.6: Thinking about social awareness in particular, how confident are you that you can support your students' growth and development?



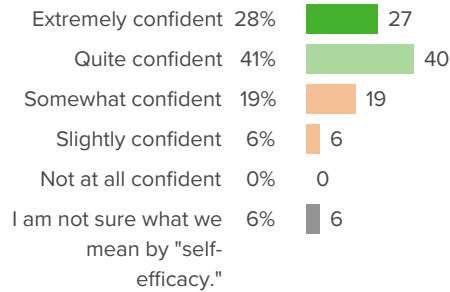
▼ 5 from last survey Favorable: **74%**

Q.7: Thinking about self-management in particular, how confident are you that you can support your students' growth and development?



▼ 4 from last survey Favorable: **75%**

Q.8: Thinking about self-efficacy in particular, how confident are you that you can support your students' growth and development?



▼ 2 from last survey Favorable: **73%**



Well-being

Your average

62%

100 responses

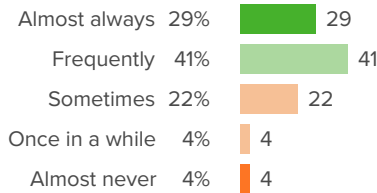
Change

▲ 2

since last survey

How did people respond?

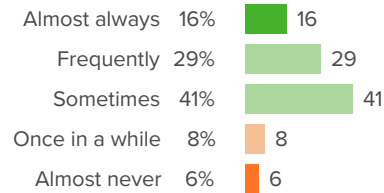
Q.1: During the past week, how often did you feel engaged at work?



▼ 3 from last survey

Favorable: **70%**

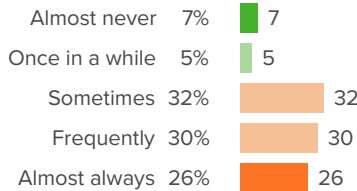
Q.2: During the past week, how often did you feel excited at work?



▲ 10 from last survey

Favorable: **86%**

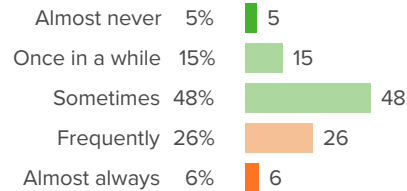
Q.3: During the past week, how often did you feel exhausted at work?



▲ 0 from last survey

Favorable: **12%**

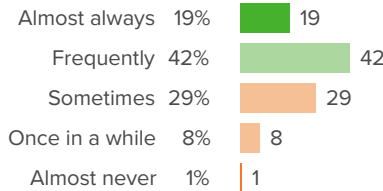
Q.4: During the past week, how often did you feel frustrated at work?



▲ 7 from last survey

Favorable: **68%**

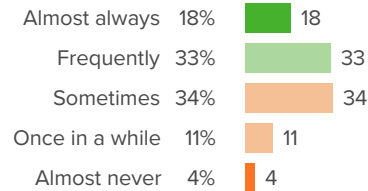
Q.5: During the past week, how often did you feel happy at work?



▲ 2 from last survey

Favorable: **62%**

Q.6: During the past week, how often did you feel hopeful at work?

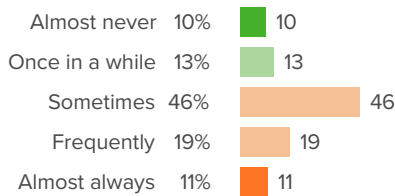


▲ 1 from last survey

Favorable: **51%**

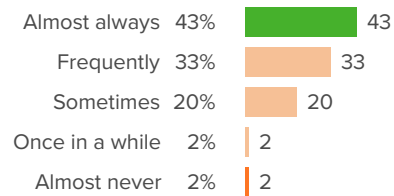


Q.7: During the past week, how often did you feel overwhelmed at work?



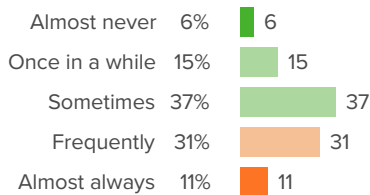
▲ 0 from last survey Favorable: **23%**

Q.8: During the past week, how often did you feel safe at work?




▼ 3 from last survey Favorable: **43%**

Q.9: During the past week, how often did you feel stressed out at work?



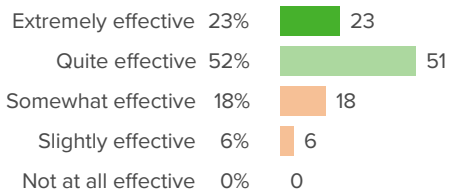
▲ 1 from last survey Favorable: **58%**

Q.10: During the past week, how often did you feel worried at work?



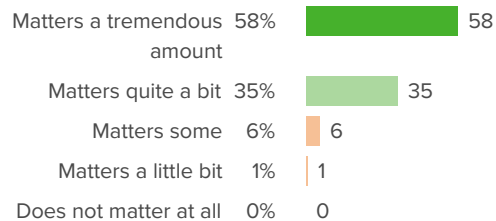
▲ 1 from last survey Favorable: **76%**

Q.11: How effective do you feel at your job right now?



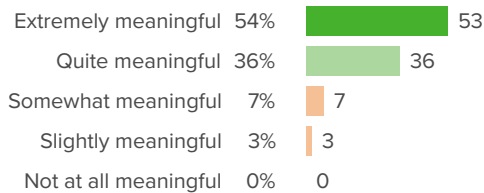
▲ 3 from last survey Favorable: **76%**

Q.12: How much does your work matter to you?



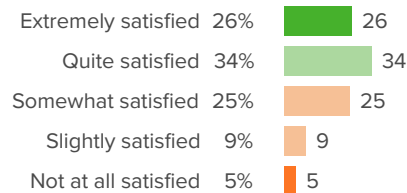
▲ 1 from last survey Favorable: **93%**

Q.13: How meaningful for you is the work that you do?



▲ 5 from last survey Favorable: **90%**

Q.14: Overall, how satisfied are you with your job right now?



▲ 5 from last survey Favorable: **61%**