

Yellowstone Elementary School 2021-2022



4%

Students eligible for Free/Reduced Lunch

Enrollment



Admin. 1
Teachers 10.76
< 3 Years 1

Attendance Rate



92.8%

Chronic Absenteeism
(10+ Days Missed)



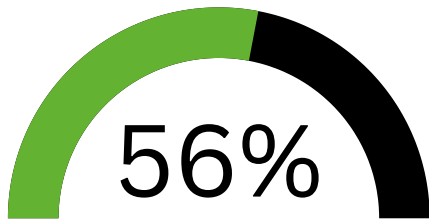
15-19%



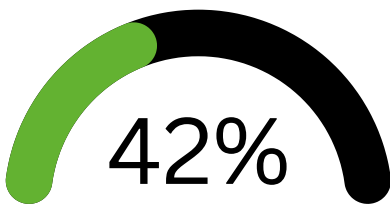
19%

Students with an IEP

Student Growth
ELA



Math



(2020-2021)
Spending Per
Student

School	State
\$17,132	\$13,513

Federal

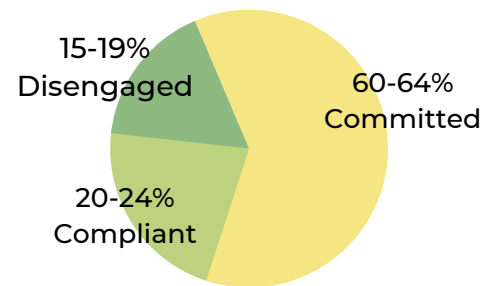
School	State
\$1,811	\$1,618

State/Local

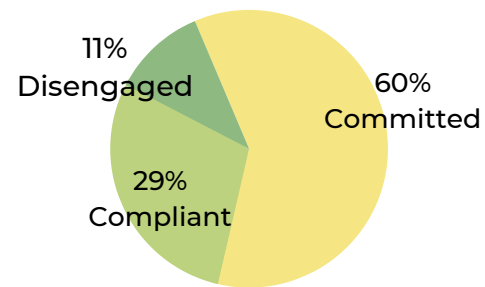
School	State
\$15,321	\$11,895



Student Engagement
School



State



Student Achievement for 21-22



ELA Achievement

School		State
25-29%	Novice	30%
25-29%	Partially Proficient	26%
45-49%	Proficient	31%
20-24%	Advanced	14%

Math Achievement

School		State
10-14%	Novice	28%
25-29%	Partially Proficient	33%
35-39%	Proficient	29%
25-29%	Advanced	10%

Science Achievement

School		State
0-20%	Novice	25%
0-20%	Partially Proficient	31%
40-49%	Proficient	32%
50-59%	Advanced	12%