

# Advancement Via Individual Determination



# AVID's mission

AVID's mission is to close the achievement gap by preparing all students for college readiness and success in a global society.

# What is AVID?

- A structured **college preparatory system** working directly with schools and districts
- A **direct support** structure for first-generation college goers, grades 4-16
- A **schoolwide approach** to curriculum and rigor



# What is AVID?

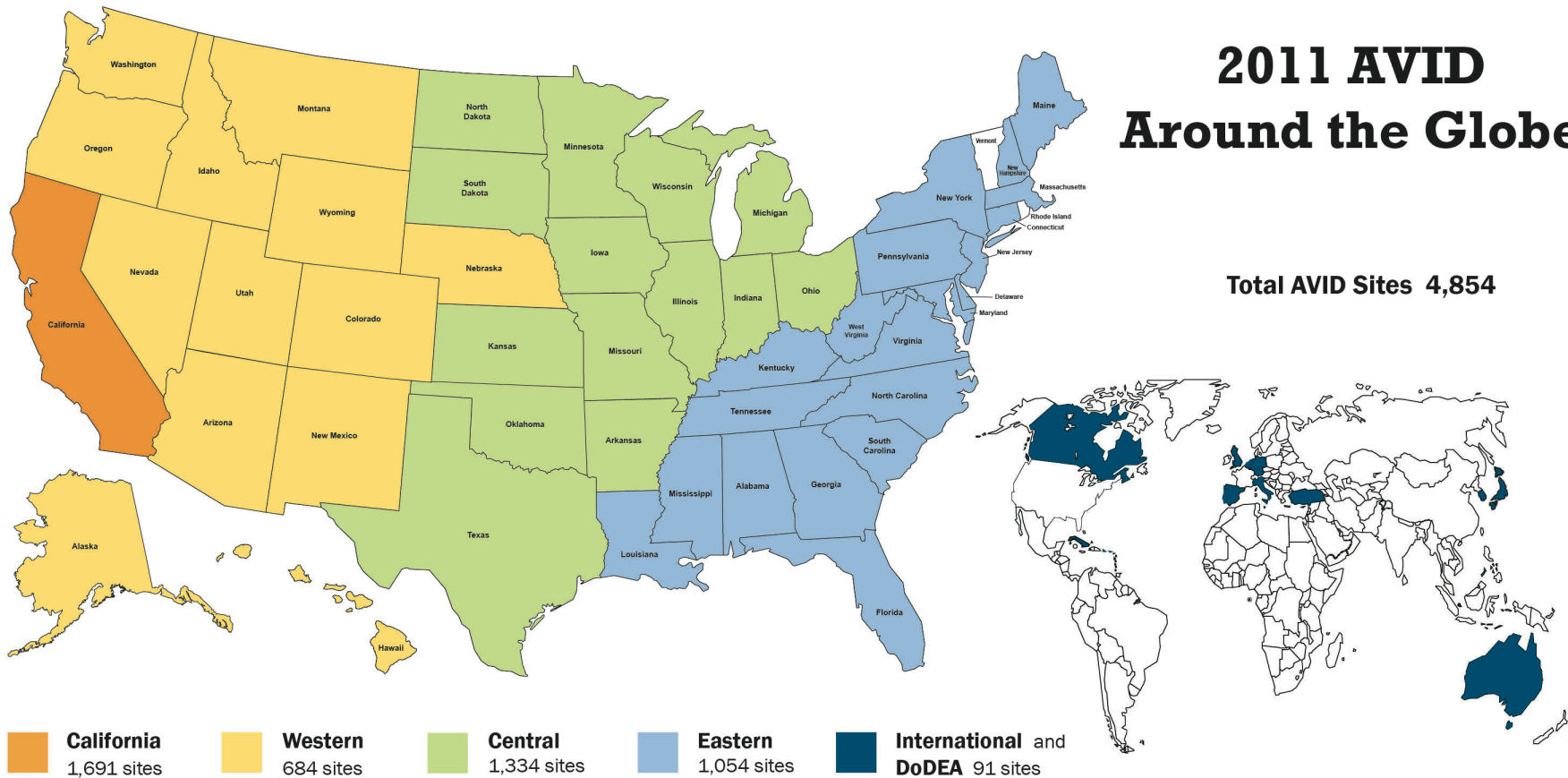
- **A non-profit, college readiness system**
- A support structure for typically **low-income, underserved students**
- For **elementary through postsecondary** grade levels
- **A schoolwide approach** to rigorous curriculum
- **Professional development** for educators



# Where in the world is AVID?

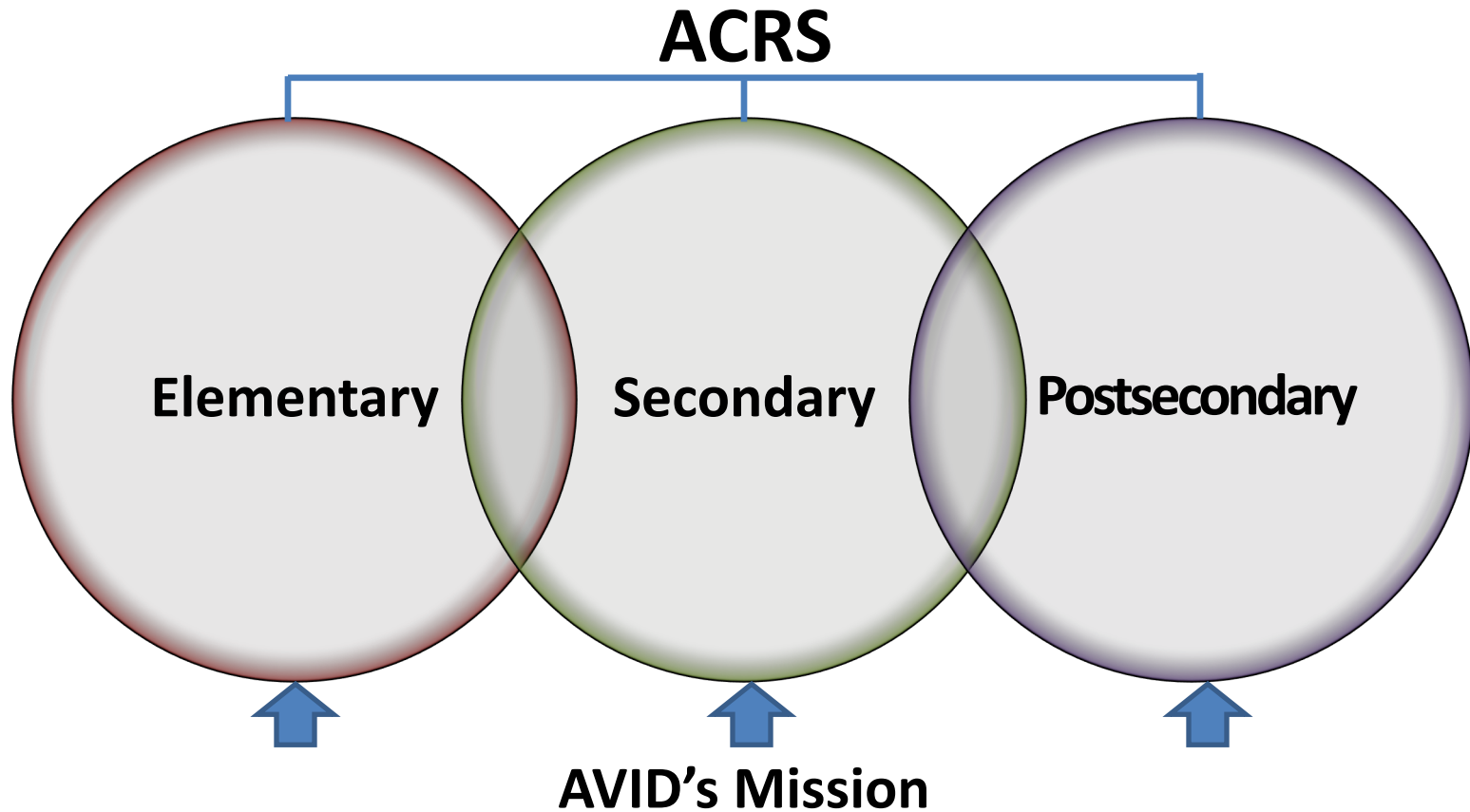
## 2011 AVID Around the Globe

Total AVID Sites 4,854



\*Numbers as of 10/1/11

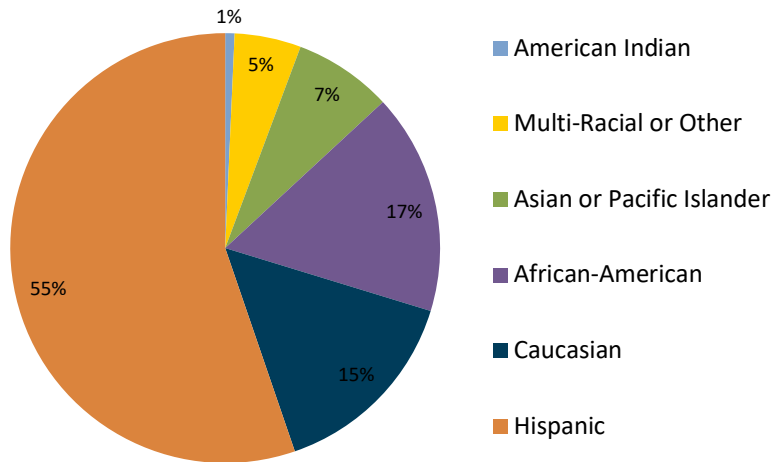
# The AVID College Readiness System



*AVID's mission is to close the achievement gap by preparing **all** students for college readiness and success in a global society.*

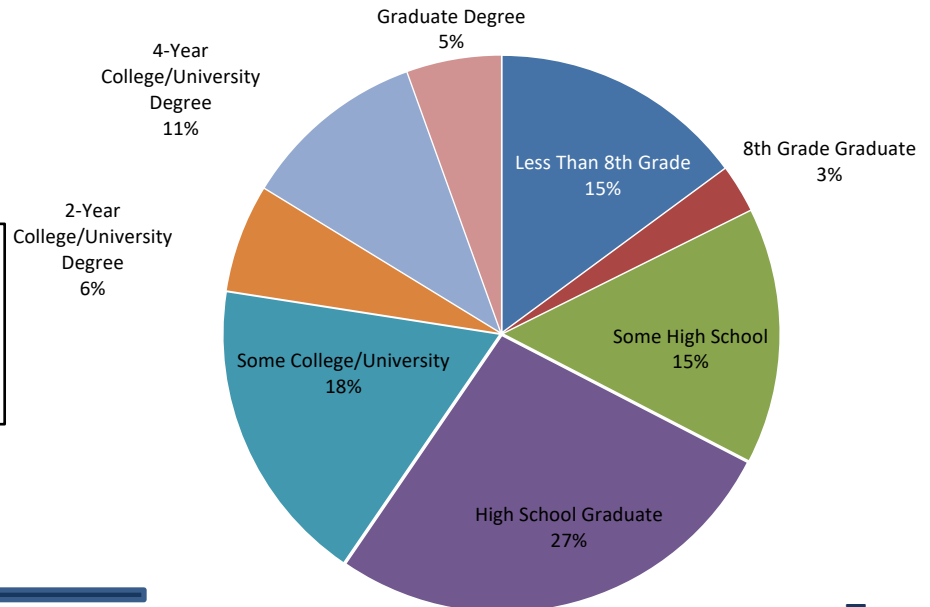
# Demographics: 2011 AVID seniors

## Ethnicity



69% qualify for free and reduced-price lunch

## Parent's Highest Level of Education



# The AVID Elective student profile

## **Has academic potential**

- Average to high test scores
- 2.0-3.5 GPA
- College potential with support
- Desire and determination

# The AVID Elective student profile

**Meets one or more of the following criteria:**

- First to attend college
- Historically underserved in four-year colleges
- Low income
- Special circumstances



# The 11 Essentials

1. AVID student **selection**
2. **Voluntary** participation
3. **AVID elective class** offered **during the school day**
4. **Rigorous** course of study
5. Strong, relevant **writing and reading** curriculum

# The 11 Essentials

6. **Inquiry** to promote critical thinking
7. **Collaboration** as a basis of instruction
8. Trained **tutors**
9. **Data** collection and analysis
10. District and school **commitment**
11. Active, interdisciplinary **site team**

## Writing


- Writing process (prewrite to final draft)
- Respond, revise
- Edit, final draft
- Cornell notes
- Quickwrites
- Learning logs, journals





## Inquiry

- Skilled questioning
- Socratic Seminars
- Quickwrites/discussions
- Critical-thinking activities
- Writing questions
- Open-minded activities



## Collaboration

- Group projects
- Response/edit/revision groups
- Collaboration activities
- Tutorials
- Study groups
- Jigsaw activities
- Read-arounds




## Organization

### Tools

- Binders
- Calendars, planners, agendas
- Graphic organizers


### Methods

- Focused note-taking system
- Tutorials, study groups
- Project planning, SMART goals



## Reading

- SQ5R (Survey, Question, Read, Record, Recite, Review, Reflect)
- KWL (What I Know; What to Learn; Learned)
- Reciprocal teaching
- “Think-alouds”
- Text structure
- Critical reading



# A sample week in the AVID Elective

## Daily or Block Schedule

Monday	Tuesday	Wednesday	Thursday	Friday
AVID Curriculum	Tutorials	AVID Curriculum	Tutorials	Binder Evaluation Field Trips Media Center Speakers Motivational Activities (within block)
Combination for Block Schedule		Combination for block schedule		

### Curriculum:

- Writing
- College and Careers
- Strategies for Success
- Critical Reading

### Tutorials:

- Collaborative Study Groups
- Writing Groups
- Socratic Seminars


# What is academic rigor?

**Rigor** is the goal of helping students develop the capacity to understand content that is **complex, ambiguous, provocative, and personally or emotionally challenging.**

*Source: Teaching What Matters Most; Standards and Strategies for Raising Student Achievement, by Strong, Silver and Perini, ASCD, 2001.*

# Meeting the challenge

- Develop as **readers and writers**
- Develop deep **content knowledge**
- Know content specific **strategies** for reading, writing, thinking, and talking
- Develop **habits, skills, and behaviors** to use knowledge and skills



# More than 30 years of success

In just over 30 years, AVID has become one of the most successful college-preparatory programs for low-income, underserved students, and today reaches more than **425,000 students** in approximately **4,800 schools** in **48 states** and **16 other countries/territories**.

*Since 1990, more than 110,000 AVID students have graduated from high school and planned to attend college.*



# Why does AVID work?

- Places AVID students in rigorous curriculum and gives them the support to achieve
- Provides the explicit “hidden curriculum” of schools
- Provides a team of students for positive peer identification
- Redefines the teacher’s role as that of student advocate

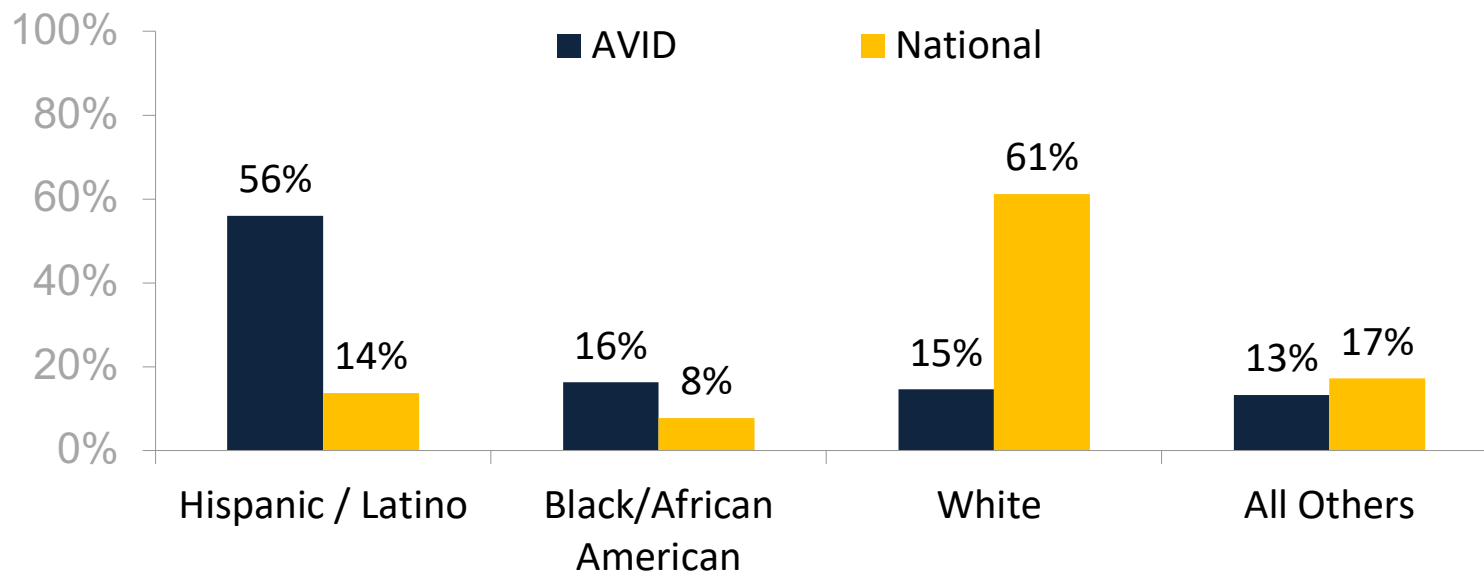
# AVID Graduates

- 91.3 percent plan to enroll in a college or university
  - 58.3 percent plan to enroll in a four-year university
  - 33.0 percent to enroll in a two-year college

**Source:** AVID Center Senior Data Collection System, 2010-2011  
Percentages have been rounded to the nearest whole percent

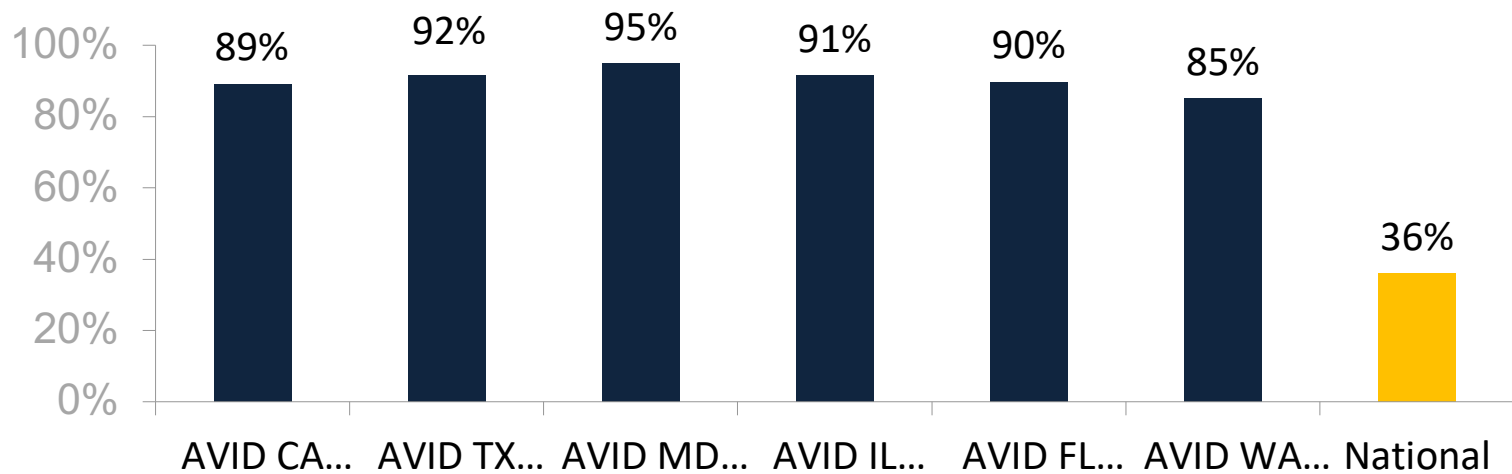
# Ethnic breakdown of AP<sup>®</sup> test-takers

The rate of Latinos taking AP exams is over *four times higher* among AVID students than among U.S. students overall.



# Completing college-entrance requirements

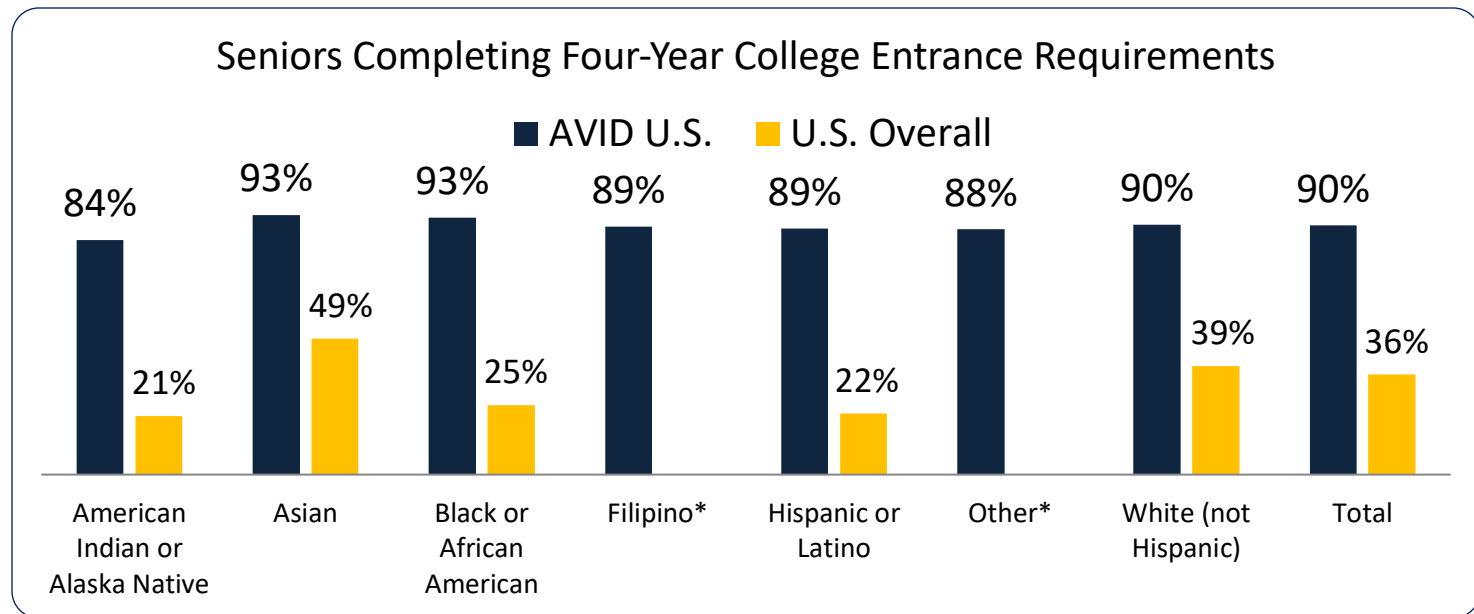
AVID students complete four-year college entrance requirements at a rate at least *two times higher* than the national rate.



AVID Senior Data Collection 2010-2011, AVID CA n = 15522; AVID TX n = 3923; AVID NC n = 709; AVID IL n = 1307; AVID FL n = 1117  
COMPARATOR: U.S. Overall: The Manhattan Institute for Policy Research, Center for Civic Innovation, Education Working Paper No. 8 February 2005, Jay P. Greene and Marcus A. Winters

# AVID closes the achievement gap

***All racial groups complete four-year college entrance requirements at a rate of 84% or higher***



AVID Center. AVID Senior Data Collection. Study of 27,891 AVID Seniors, [Electronic Database]. (2010 - 2011).

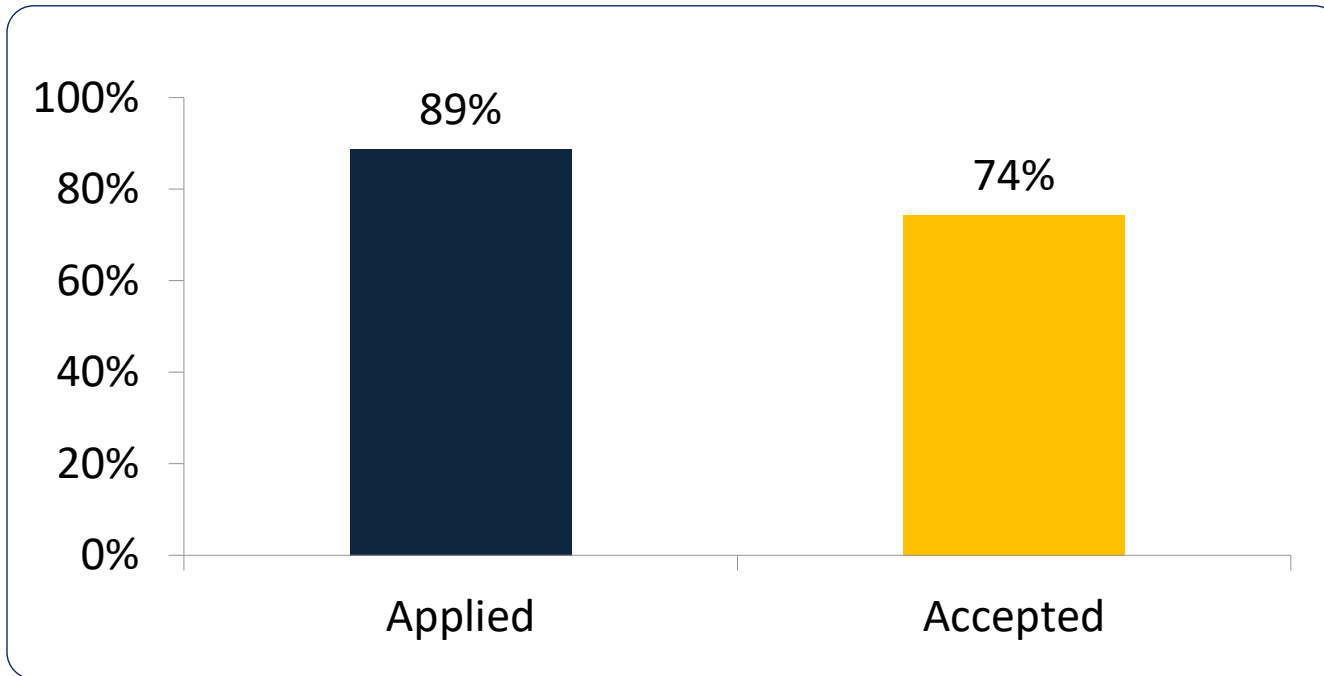
Manhattan Institute, Education Working Paper 3. 2003. Greene, J.P., Forster, G. "Public High School Graduation and College Readiness Rates in the U.S."

\*(Filipino and Other not classified in Manhattan Institute study.)

National data represents the most current comprehensive data available

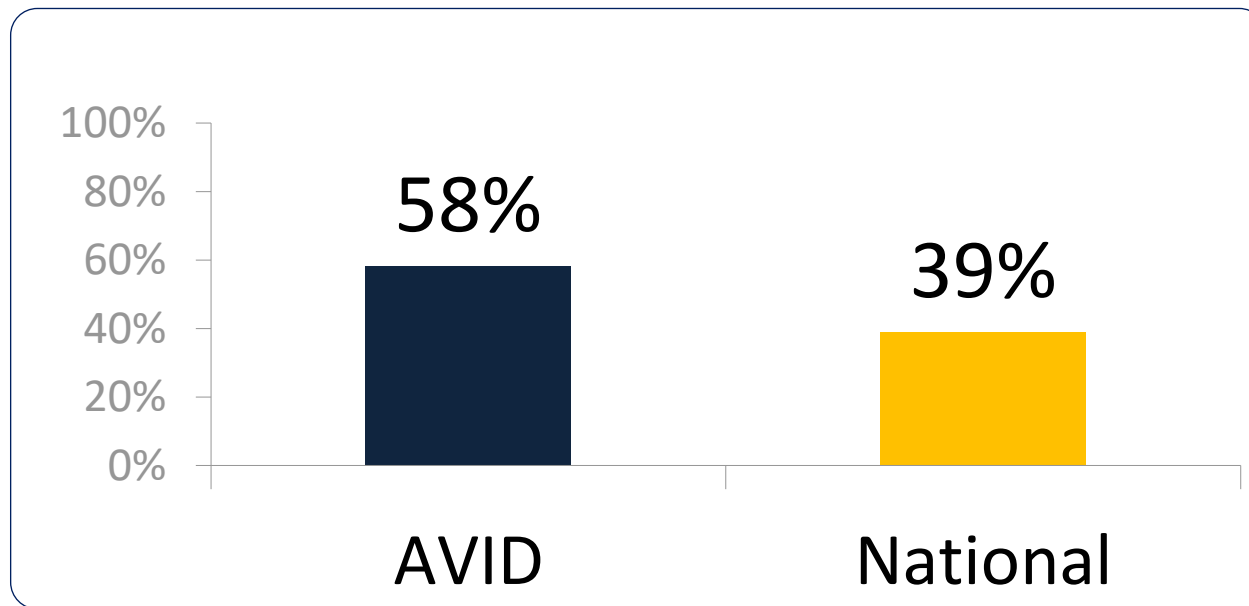
# Getting accepted to 4-year colleges

***Almost 3 out of 4 AVID graduates were accepted to a four-year college.***



# Eighth graders taking algebra

**The number of AVID 8<sup>th</sup> graders enrolled in Algebra is *almost 50% higher* than the national average.**



AVID General Data Collection 2010-2011, 8<sup>th</sup> graders enrolled in AVID, n = 65,835  
COMPARATOR: National Center for Educational Statistics (NCES), Early Childhood Longitudinal Study, 2007  
<http://nces.ed.gov/pubs2010/2010016.pdf>

# Contact Information

Alfredo Belanger  
(503) 431-5397

