


STAYING GERM-FREE

in the Music Classroom



3 THINGS TO AVOID SHARING



Instrument

Use your own instrument whenever possible.



Mouthpiece


Don't share your instrument mouthpiece.



Reeds

NEVER share your reeds with other players.

Cleaning the Saxophone Neck & Mouthpiece



Step 1

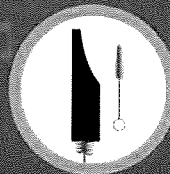
Soak the reed for 2-3 minutes in ½ hydrogen peroxide and ½ water, and then rinse.



Step 2

Use a swab, flexible bottle brush or toothbrush to clean inside the neck with mild soap and water.

*Insert a folded paper towel under your octave key before washing to make sure not to get your cork wet.




Step 3

Use a mouthpiece brush, bottle brush, or toothbrush to remove any residue inside the mouthpiece.



Step 4

Disinfect the neck and mouthpiece with Sterisol germicide solution.



Step 5

Lay neck and mouthpiece out to dry on a paper towel and then place inside case.

DID YOU KNOW?

The human mouth is home to *billions* of germs. That's about as many germs as there are people on the earth!

