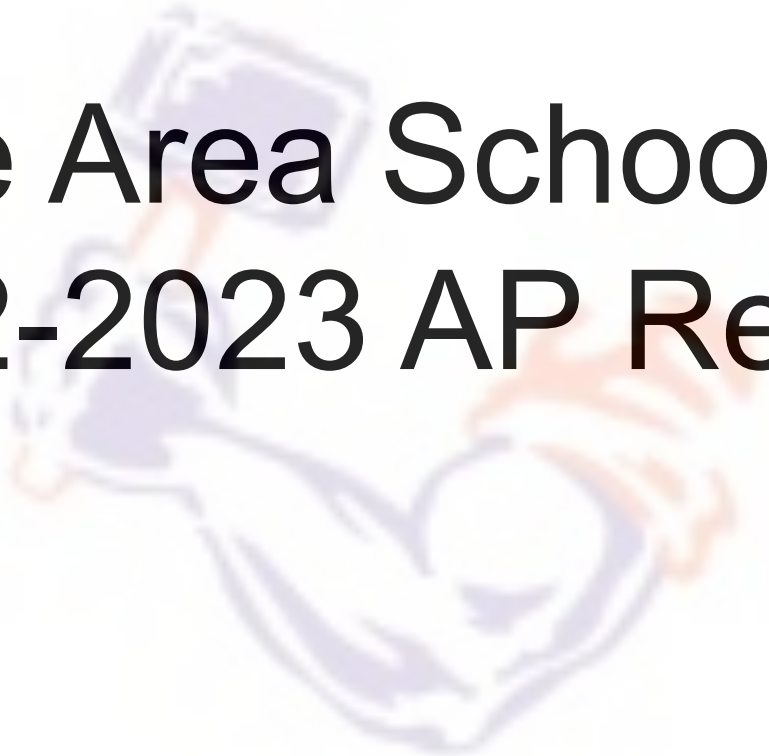


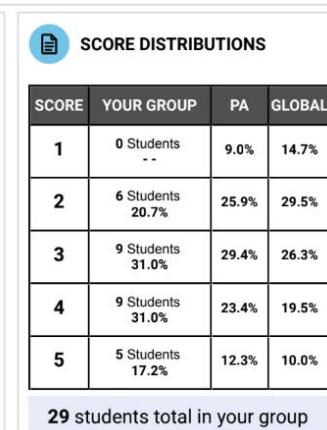
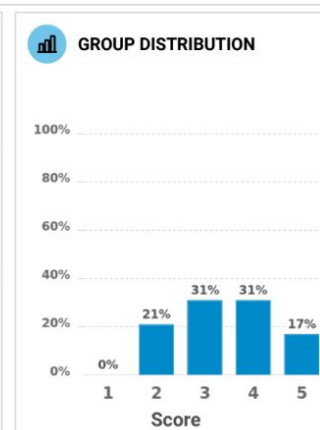
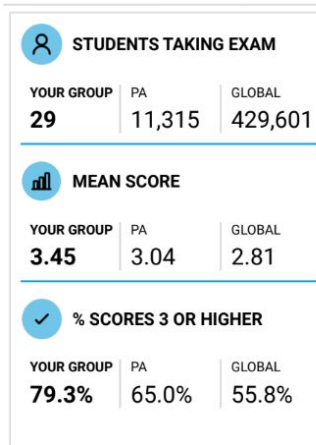
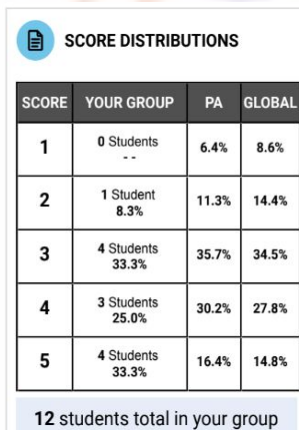
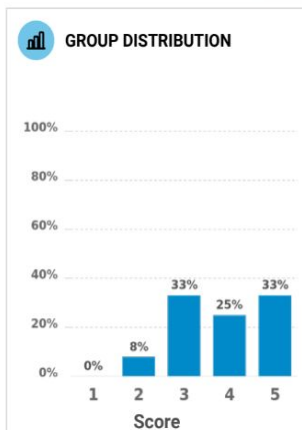
Danville Area School District 2022-2023 AP Results

A faint, stylized logo in the background. It features a purple hand holding an orange book. The hand is positioned as if presenting the book. The entire logo is semi-transparent and serves as a background for the text.

English

English Literature and Composition

English Language and Composition



Math

Statistics

Calculus AB

STUDENTS TAKING EXAM

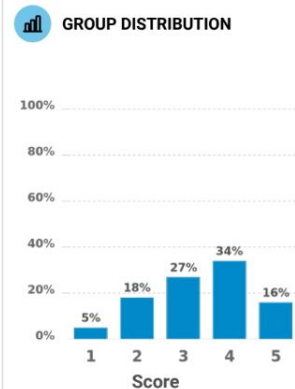
YOUR GROUP	PA	GLOBAL
44	7,799	207,426

MEAN SCORE

YOUR GROUP	PA	GLOBAL
3.39	3.17	2.86

% SCORES 3 OR HIGHER

YOUR GROUP	PA	GLOBAL
77.3%	69.9%	59.2%



SCORE DISTRIBUTIONS

SCORE	YOUR GROUP	PA	GLOBAL
1	2 Students 4.5%	15.0%	24.4%
2	8 Students 18.2%	15.1%	16.4%
3	12 Students 27.3%	25.6%	22.8%
4	15 Students 34.1%	26.5%	21.9%
5	7 Students 15.9%	17.8%	14.5%

44 students total in your group

STUDENTS TAKING EXAM

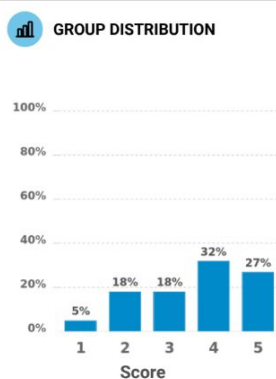
YOUR GROUP	PA	GLOBAL
22	9,039	241,235

MEAN SCORE

YOUR GROUP	PA	GLOBAL
3.59	3.12	2.98

% SCORES 3 OR HIGHER

YOUR GROUP	PA	GLOBAL
77.3%	61.7%	57.7%



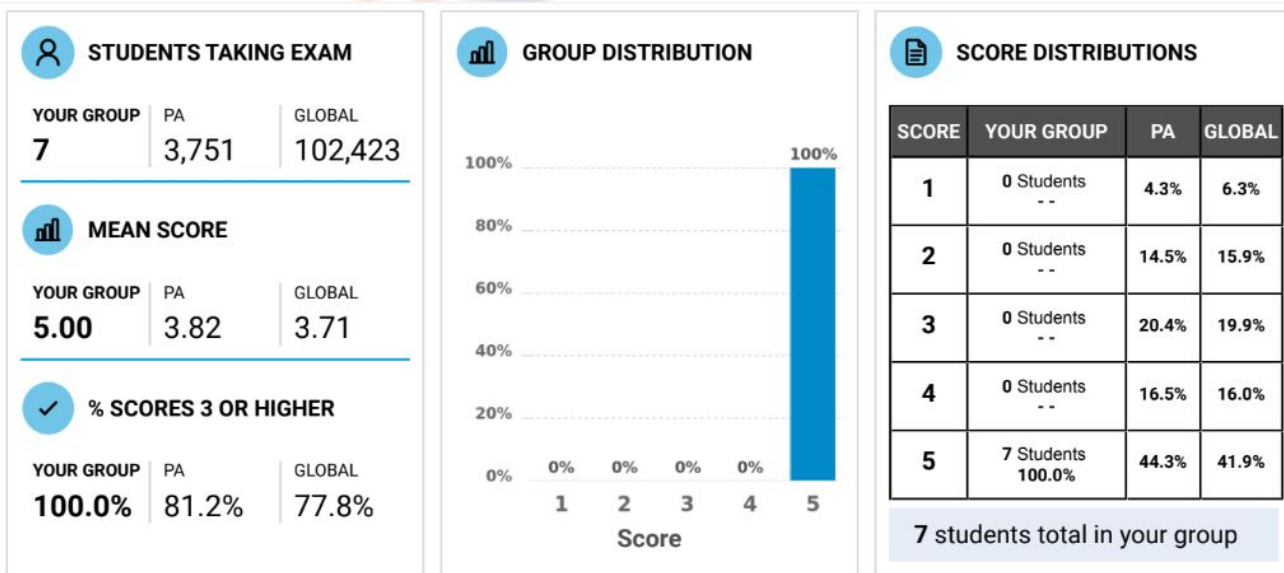
SCORE DISTRIBUTIONS

SCORE	YOUR GROUP	PA	GLOBAL
1	1 Student 4.5%	17.7%	20.4%
2	4 Students 18.2%	20.6%	21.9%
3	4 Students 18.2%	19.0%	19.5%
4	7 Students 31.8%	17.4%	16.2%
5	6 Students 27.3%	25.3%	22.1%

22 students total in your group

Math

Calculus BC



Science

Biology

Chemistry

STUDENTS TAKING EXAM

YOUR GROUP	PA	GLOBAL
14	6,950	210,197

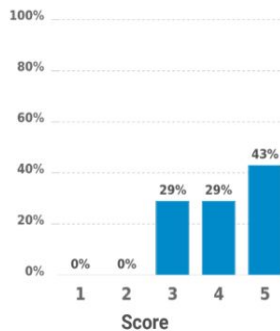
MEAN SCORE

YOUR GROUP	PA	GLOBAL
4.14	3.23	3.04

% SCORES 3 OR HIGHER

YOUR GROUP	PA	GLOBAL
100.0%	71.5%	64.4%

GROUP DISTRIBUTION



SCORE DISTRIBUTIONS

SCORE	YOUR GROUP	PA	GLOBAL
1	0 Students --	7.0%	11.9%
2	0 Students --	21.6%	23.7%
3	4 Students 28.6%	28.9%	27.3%
4	4 Students 28.6%	26.3%	23.1%
5	6 Students 42.9%	16.2%	14.0%

14 students total in your group

STUDENTS TAKING EXAM

YOUR GROUP	PA	GLOBAL
26	4,587	112,073

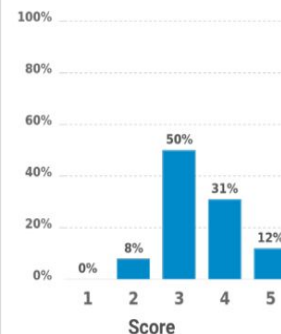
MEAN SCORE

YOUR GROUP	PA	GLOBAL
3.46	3.35	3.22

% SCORES 3 OR HIGHER

YOUR GROUP	PA	GLOBAL
92.3%	78.9%	74.5%

GROUP DISTRIBUTION



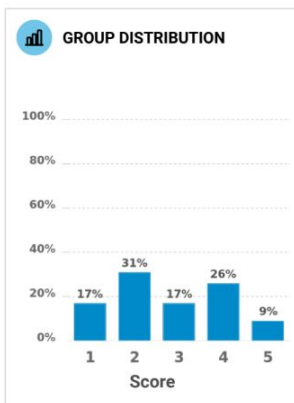
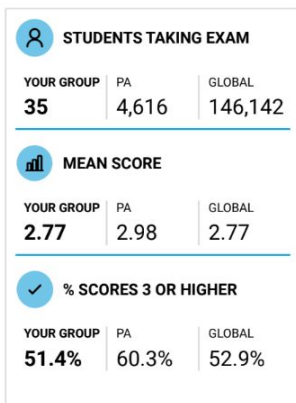
SCORE DISTRIBUTIONS

SCORE	YOUR GROUP	PA	GLOBAL
1	0 Students --	5.7%	8.0%
2	2 Students 7.7%	15.3%	17.5%
3	13 Students 50.0%	33.1%	33.0%
4	8 Students 30.8%	29.5%	27.0%
5	3 Students 11.5%	16.3%	14.5%

26 students total in your group

Science

Environmental Science

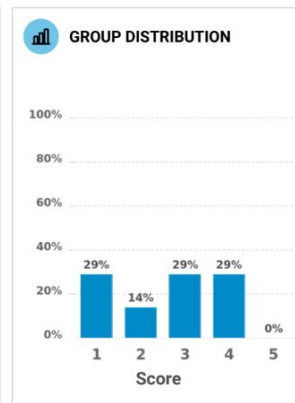
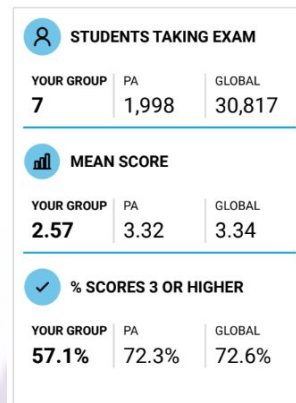


SCORE DISTRIBUTIONS

SCORE	YOUR GROUP	PA	GLOBAL
1	6 Students 17.1%	14.1%	20.2%
2	11 Students 31.4%	25.6%	27.0%
3	6 Students 17.1%	18.2%	16.9%
4	9 Students 25.7%	31.9%	28.1%
5	3 Students 8.6%	10.1%	7.9%

35 students total in your group

Physics C



SCORE DISTRIBUTIONS

SCORE	YOUR GROUP	PA	GLOBAL
1	2 Students 28.6%	11.3%	12.3%
2	1 Student 14.3%	16.4%	15.1%
3	2 Students 28.6%	22.9%	21.8%
4	2 Students 28.6%	27.5%	27.9%
5	0 Students --	21.9%	22.8%

7 students total in your group

Social Studies

Macroeconomics

Microeconomics

STUDENTS TAKING EXAM

YOUR GROUP	PA	GLOBAL
16	2,716	92,244

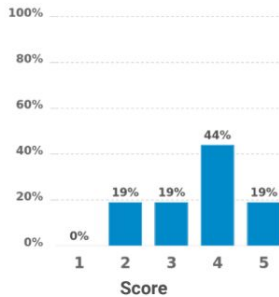
MEAN SCORE

YOUR GROUP	PA	GLOBAL
3.63	3.53	3.00

% SCORES 3 OR HIGHER

YOUR GROUP	PA	GLOBAL
81.3%	80.2%	62.4%

GROUP DISTRIBUTION



SCORE DISTRIBUTIONS

SCORE	YOUR GROUP	PA	GLOBAL
1	0 Students --	4.5%	14.7%
2	3 Students 18.8%	15.3%	22.9%
3	3 Students 18.8%	26.6%	24.9%
4	7 Students 43.8%	30.3%	22.4%
5	3 Students 18.8%	23.3%	15.1%

16 students total in your group

STUDENTS TAKING EXAM

YOUR GROUP	PA	GLOBAL
17	2,258	48,025

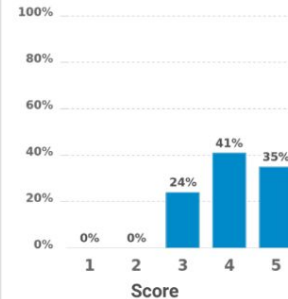
MEAN SCORE

YOUR GROUP	PA	GLOBAL
4.12	3.48	3.11

% SCORES 3 OR HIGHER

YOUR GROUP	PA	GLOBAL
100.0%	76.8%	65.1%

GROUP DISTRIBUTION



SCORE DISTRIBUTIONS

SCORE	YOUR GROUP	PA	GLOBAL
1	0 Students --	5.5%	13.4%
2	0 Students --	17.7%	21.5%
3	4 Students 23.5%	23.2%	22.6%
4	7 Students 41.2%	30.2%	25.5%
5	6 Students 35.3%	23.4%	17.0%

17 students total in your group

Social Studies

Government and Politics

STUDENTS TAKING EXAM

YOUR GROUP	PA	GLOBAL
36	9,452	236,480

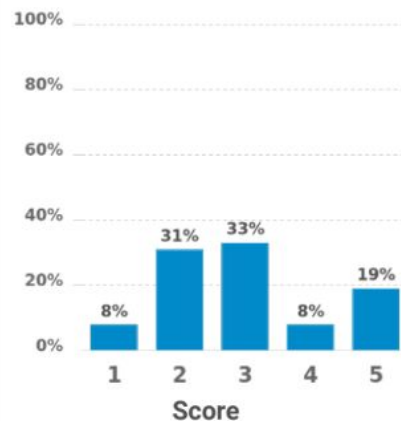
MEAN SCORE

YOUR GROUP	PA	GLOBAL
3.00	2.80	2.61

% SCORES 3 OR HIGHER

YOUR GROUP	PA	GLOBAL
61.1%	56.4%	49.6%

GROUP DISTRIBUTION



SCORE DISTRIBUTIONS

SCORE	YOUR GROUP	PA	GLOBAL
1	3 Students 8.3%	21.1%	26.1%
2	11 Students 30.6%	22.5%	24.3%
3	12 Students 33.3%	27.5%	25.4%
4	3 Students 8.3%	13.3%	11.4%
5	7 Students 19.4%	15.6%	12.8%

36 students total in your group

Computer Science

Computer Science Principles

Computer Science A

STUDENTS TAKING EXAM

YOUR GROUP	PA	GLOBAL
10	3,554	109,012

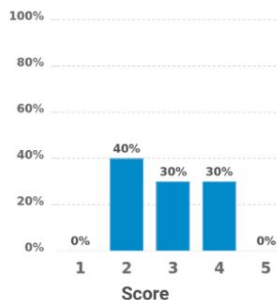
MEAN SCORE

YOUR GROUP	PA	GLOBAL
2.90	3.04	2.91

% SCORES 3 OR HIGHER

YOUR GROUP	PA	GLOBAL
60.0%	69.2%	63.6%

GROUP DISTRIBUTION



SCORE DISTRIBUTIONS

SCORE	YOUR GROUP	PA	GLOBAL
1	0 Students --	12.1%	16.1%
2	4 Students 40.0%	18.7%	20.3%
3	3 Students 30.0%	34.0%	31.4%
4	3 Students 30.0%	23.6%	21.0%
5	0 Students --	11.6%	11.2%

10 students total in your group

STUDENTS TAKING EXAM

YOUR GROUP	PA	GLOBAL
7	2,510	76,309

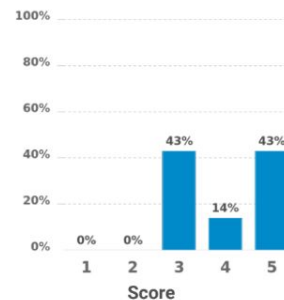
MEAN SCORE

YOUR GROUP	PA	GLOBAL
4.00	3.37	3.18

% SCORES 3 OR HIGHER

YOUR GROUP	PA	GLOBAL
100.0%	72.2%	67.0%

GROUP DISTRIBUTION



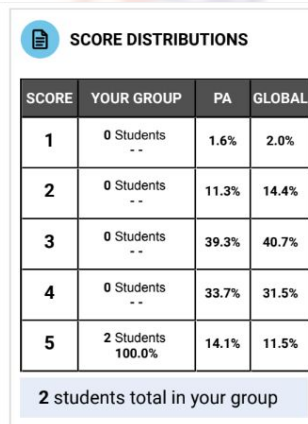
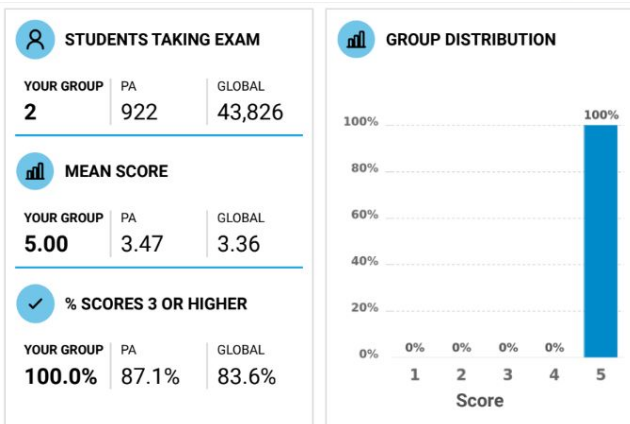
SCORE DISTRIBUTIONS

SCORE	YOUR GROUP	PA	GLOBAL
1	0 Students --	18.8%	23.2%
2	0 Students --	9.1%	9.8%
3	3 Students 42.9%	18.3%	18.5%
4	1 Student 14.3%	23.9%	22.4%
5	3 Students 42.9%	30.0%	26.1%

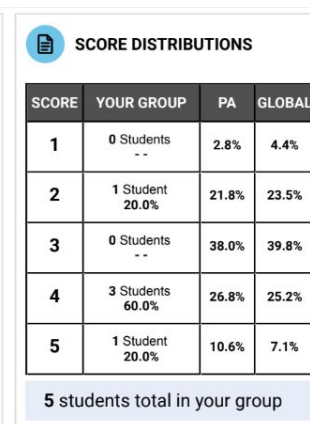
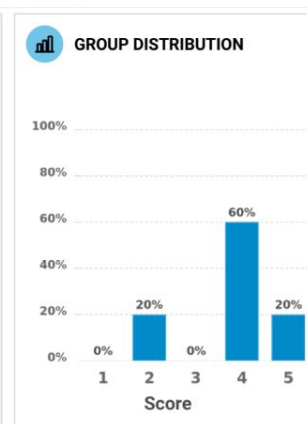
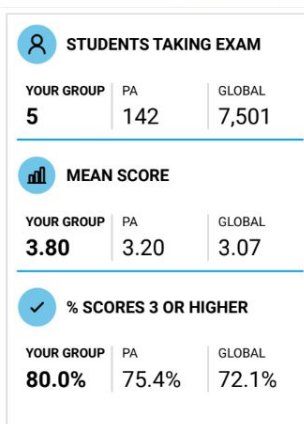
7 students total in your group

Art

2D Art and Design



3D Art and Design



Foreign Languages

Spanish Language and Culture

Spanish Literature and Composition

STUDENTS TAKING EXAM

YOUR GROUP	PA	GLOBAL
2	582	17,113

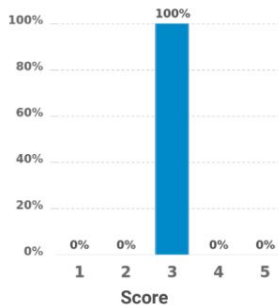
MEAN SCORE

YOUR GROUP	PA	GLOBAL
3.00	3.11	3.17

% SCORES 3 OR HIGHER

YOUR GROUP	PA	GLOBAL
100.0%	73.7%	73.8%

GROUP DISTRIBUTION



SCORE DISTRIBUTIONS

SCORE	YOUR GROUP	PA	GLOBAL
1	0 Students --	4.5%	5.8%
2	0 Students --	21.8%	20.4%
3	2 Students 100.0%	40.4%	37.2%
4	0 Students --	25.3%	24.6%
5	0 Students --	8.1%	12.0%

2 students total in your group

STUDENTS TAKING EXAM

YOUR GROUP	PA	GLOBAL
2	78	20,435

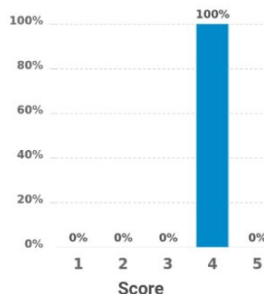
MEAN SCORE

YOUR GROUP	PA	GLOBAL
4.00	3.06	2.94

% SCORES 3 OR HIGHER

YOUR GROUP	PA	GLOBAL
100.0%	73.1%	66.8%

GROUP DISTRIBUTION



SCORE DISTRIBUTIONS

SCORE	YOUR GROUP	PA	GLOBAL
1	0 Students --	3.8%	10.1%
2	0 Students --	23.1%	23.2%
3	0 Students --	42.3%	36.6%
4	2 Students 100.0%	24.4%	22.6%
5	0 Students --	6.4%	7.6%

2 students total in your group

Foreign Languages

French Language and Culture



STUDENTS TAKING EXAM

YOUR GROUP	PA	GLOBAL
2	582	17,113



MEAN SCORE

YOUR GROUP	PA	GLOBAL
3.00	3.11	3.17

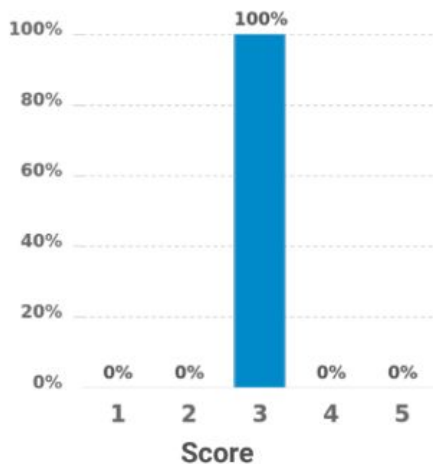


% SCORES 3 OR HIGHER

YOUR GROUP	PA	GLOBAL
100.0%	73.7%	73.8%



GROUP DISTRIBUTION



SCORE DISTRIBUTIONS

SCORE	YOUR GROUP	PA	GLOBAL
1	0 Students --	4.5%	5.8%
2	0 Students --	21.8%	20.4%
3	2 Students 100.0%	40.4%	37.2%
4	0 Students --	25.3%	24.6%
5	0 Students --	8.1%	12.0%

2 students total in your group