

## COMPARISON SUMMARY OF ACTUAL ATTENDANCE CURRENT TO PRIOR YEAR

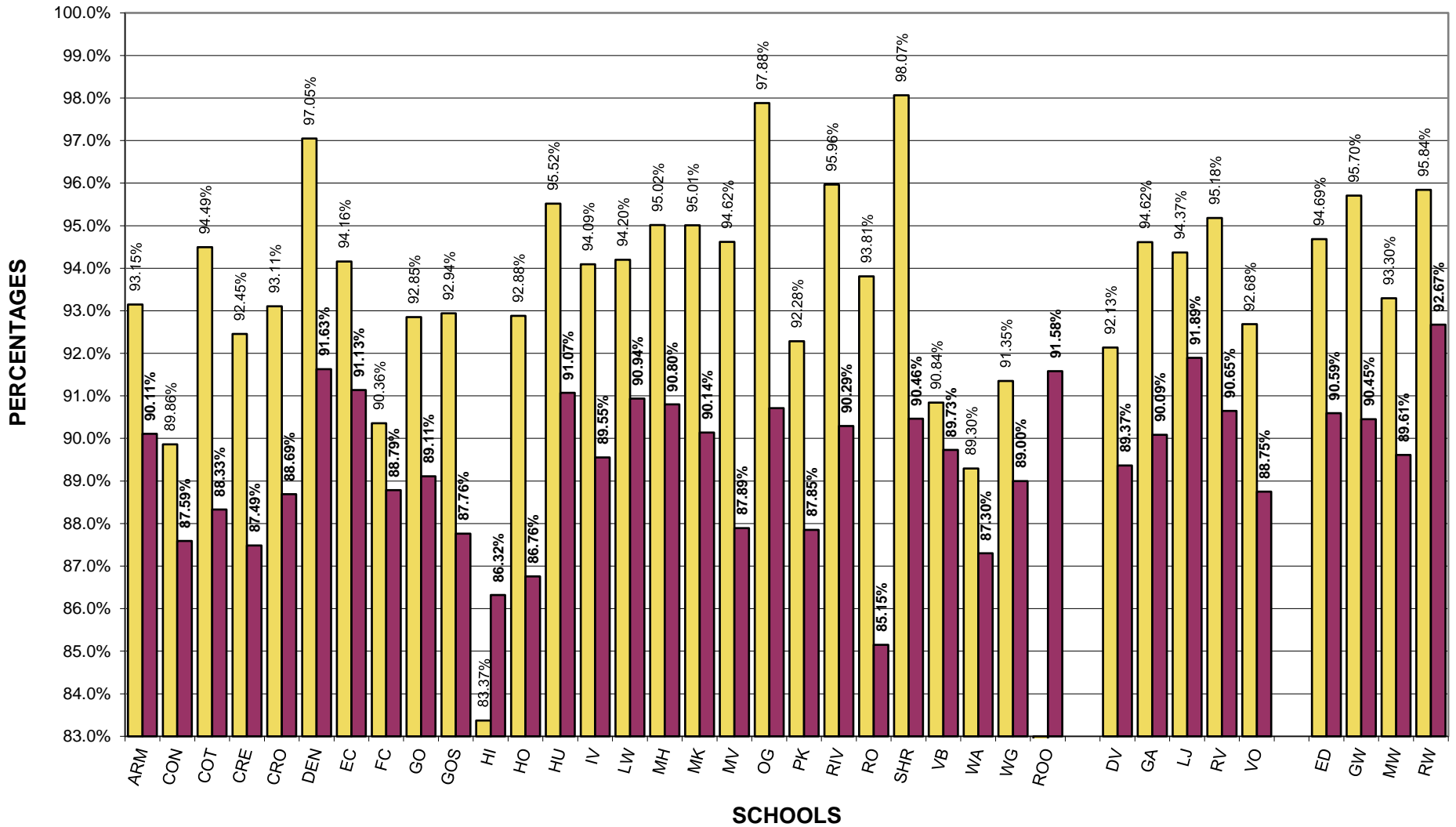
### CURRENT TO BASE YEAR MONTH 9

	MONTHLY			CUMULATIVE						
	2020-21 % OF ACTUAL	2021-22 % OF ACTUAL	BETTER/ WORSE	2018-19 % OF ACTUAL	2019-20 % OF ACTUAL	BETTER/ WORSE	2020-21 % OF ACTUAL	BETTER/ WORSE	2021-22 % OF ACTUAL	BETTER/ WORSE
<b>ELEMENTARY</b>										
ANNIE MITCHELL	92.65%	93.77%	1.12%	95.65%	0.00%	-95.65%	93.15%	93.15%	90.11%	-3.04%
CONYER	88.66%	91.31%	2.65%	95.43%	0.00%	-95.43%	89.86%	89.86%	87.59%	-2.27%
COTTONWOOD CRK	93.84%	92.91%	-0.94%	95.91%	0.00%	-95.91%	94.49%	94.49%	88.33%	-6.16%
CRESTWOOD	90.47%	91.74%	1.26%	95.07%	0.00%	-95.07%	92.45%	92.45%	87.49%	-4.97%
CROWLEY	92.33%	92.62%	0.29%	96.51%	0.00%	-96.51%	93.11%	93.11%	88.69%	-4.41%
DENTON	96.28%	94.14%	-2.14%	0.00%	0.00%	0.00%	97.05%	97.05%	91.63%	-5.42%
ELBOW CREEK	93.90%	92.91%	-0.99%	96.20%	0.00%	-96.20%	94.16%	94.16%	91.13%	-3.03%
FOUR CREEKS	89.31%	91.97%	2.67%	95.22%	0.00%	-95.22%	90.36%	90.36%	88.79%	-1.57%
GOLDEN OAK	91.76%	92.56%	0.81%	94.57%	0.00%	-94.57%	92.85%	92.85%	89.11%	-3.74%
GOSHEN	91.82%	91.60%	-0.22%	95.02%	0.00%	-95.02%	92.94%	92.94%	87.76%	-5.17%
HIGHLAND	85.64%	90.01%	4.37%	94.94%	0.00%	-94.94%	83.37%	83.37%	86.32%	2.94%
HOUSTON	91.77%	92.00%	0.23%	95.65%	0.00%	-95.65%	92.88%	92.88%	86.76%	-6.13%
HURLEY	94.24%	92.58%	-1.66%	96.56%	0.00%	-96.56%	95.52%	95.52%	91.07%	-4.44%
IVANHOE	93.04%	92.40%	-0.64%	95.17%	0.00%	-95.17%	94.09%	94.09%	89.55%	-4.54%
LINWOOD	91.92%	94.43%	2.52%	96.06%	0.00%	-96.06%	94.20%	94.20%	90.94%	-3.26%
MANUEL HERNANDEZ	93.74%	93.53%	-0.21%	96.02%	0.00%	-96.02%	95.02%	95.02%	90.80%	-4.22%
MINERAL KING	94.50%	93.89%	-0.61%	95.91%	0.00%	-95.91%	95.01%	95.01%	90.14%	-4.87%
MT. VIEW	93.21%	92.76%	-0.45%	96.00%	0.00%	-96.00%	94.62%	94.62%	87.89%	-6.73%
OAK GROVE	96.89%	92.67%	-4.23%	96.44%	0.00%	-96.44%	97.88%	97.88%	90.71%	-7.17%
PINKHAM	90.19%	91.33%	1.14%	94.54%	0.00%	-94.54%	92.28%	92.28%	87.85%	-4.43%
RIVERWAY	95.01%	92.59%	-2.43%	95.65%	0.00%	-95.65%	95.96%	95.96%	90.29%	-5.67%
ROYAL OAKS	91.89%	88.33%	-3.56%	94.65%	0.00%	-94.65%	93.81%	93.81%	85.15%	-8.66%
SHANNON RANCH	97.21%	93.85%	-3.36%	96.01%	0.00%	-96.01%	98.07%	98.07%	90.46%	-7.60%
VEVA BLUNT	87.46%	93.44%	5.98%	94.65%	0.00%	-94.65%	90.84%	90.84%	89.73%	-1.11%
WASHINGTON	89.04%	91.90%	2.86%	95.12%	0.00%	-95.12%	89.30%	89.30%	87.30%	-2.00%
WILLOW GLEN	90.04%	92.21%	2.18%	95.21%	0.00%	-95.21%	91.35%	91.35%	89.00%	-2.35%
ROYAL OAKS ONLINE	0.00%	90.54%	90.54%	0.00%	0.00%	0.00%	0.00%	0.00%	91.58%	91.58%
<b>MIDDLE SCHOOL</b>										
DIVISADERO	88.77%	92.96%	4.18%	94.55%	0.00%	-94.55%	92.13%	92.13%	89.37%	-2.77%
GREEN ACRES	91.40%	92.84%	1.44%	96.13%	0.00%	-96.13%	94.62%	94.62%	90.09%	-4.53%
LA JOYA	91.31%	94.31%	3.01%	96.23%	0.00%	-96.23%	94.37%	94.37%	91.89%	-2.48%
RIDGEVIEW	94.95%	92.51%	-2.44%	96.57%	0.00%	-96.57%	95.18%	95.18%	90.65%	-4.53%
VALLEY OAK	90.59%	90.27%	-0.32%	94.95%	0.00%	-94.95%	92.68%	92.68%	88.75%	-3.94%
<b>HIGH SCHOOL</b>										
EL DIAMANTE	93.11%	93.17%	0.06%	95.52%	0.00%	-95.52%	94.69%	94.69%	90.59%	-4.09%
GOLDEN WEST	94.78%	92.45%	-2.33%	95.42%	0.00%	-95.42%	95.70%	95.70%	90.45%	-5.25%
MT. WHITNEY	91.03%	90.77%	-0.26%	95.49%	0.00%	-95.49%	93.30%	93.30%	89.61%	-3.68%
REDWOOD	93.76%	93.67%	-0.08%	96.53%	0.00%	-96.53%	95.84%	95.84%	92.67%	-3.17%
<b>EDUCATIONAL OPTIONS</b>							<b>Cumulative District Total Avg to date</b>	<b>94.00%</b>	<b>89.92%</b>	<b>-4.08%</b>
CHARTER HOME	98.26%	96.15%	-2.11%	96.27%	0.00%	-96.27%	98.87%	98.87%	97.85%	-1.02%
GLOBAL LEARNING	90.40%	92.13%	1.73%	95.79%	0.00%	-95.79%	92.71%	92.71%	90.21%	-2.50%
INDEPENDENT STY	91.60%	96.10%	4.51%	94.48%	0.00%	-94.48%	92.38%	92.38%	93.78%	1.40%
VTEC	90.76%	92.26%	1.49%	95.15%	0.00%	-95.15%	95.03%	95.03%	90.45%	-4.58%
CREEKSIDE	62.45%	75.41%	12.96%	0.00%	0.00%	0.00%	64.97%	64.97%	59.66%	-5.31%

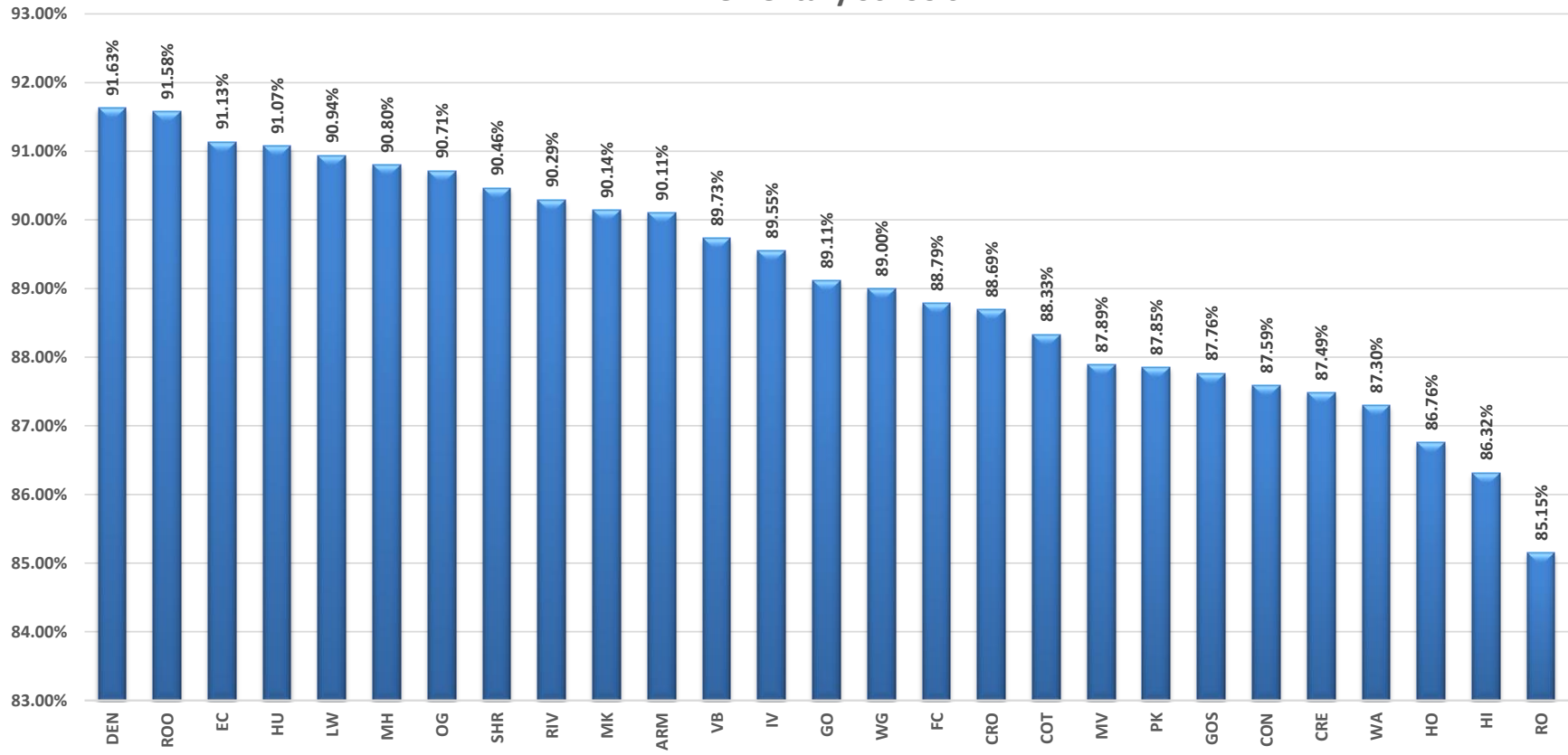
# PERCENT OF ACTUAL ATTENDANCE

2021-22 Month 9

2020-21 2021-22

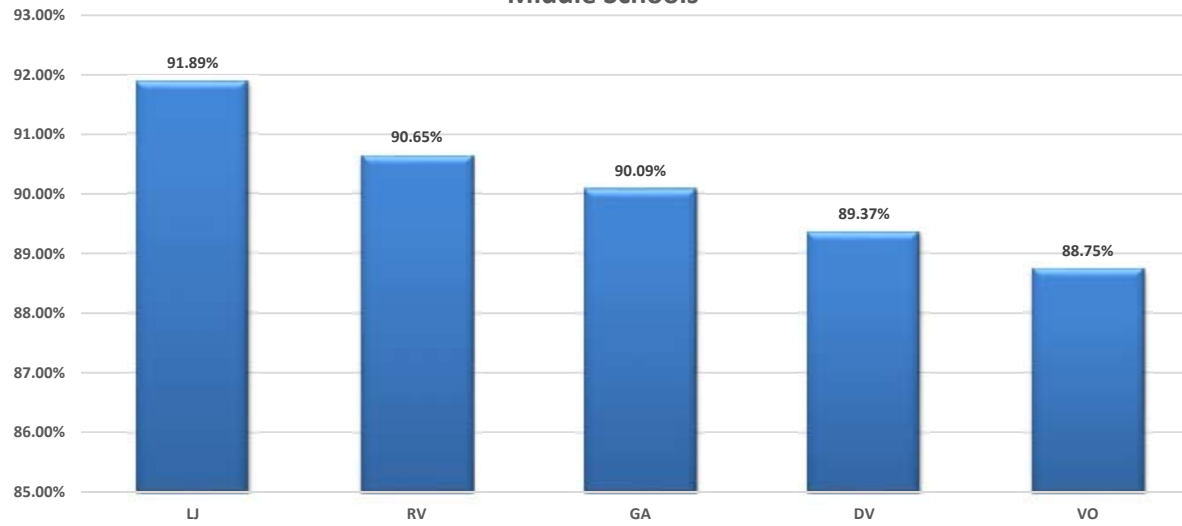


### 21-22 Month 9 Cumulative Actual Elementary Schools



Elementary Schools

**21-22 Month 9  
Cumulative Actual  
Middle Schools**



**21-22 Month 9  
Cumulative Actual  
High Schools**

