

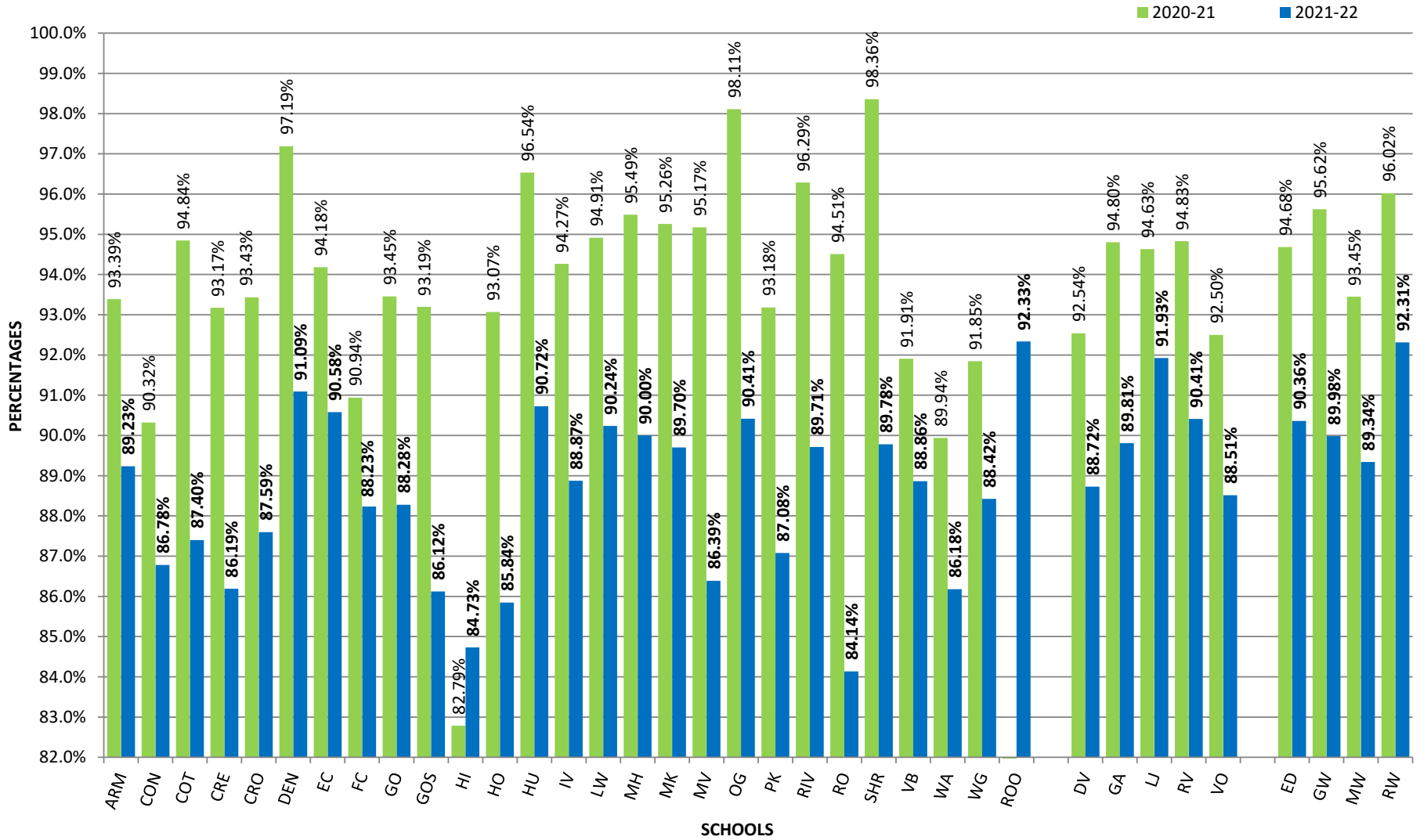
## COMPARISON SUMMARY OF ACTUAL ATTENDANCE CURRENT TO PRIOR YEAR

### CURRENT TO BASE YEAR MONTH 6

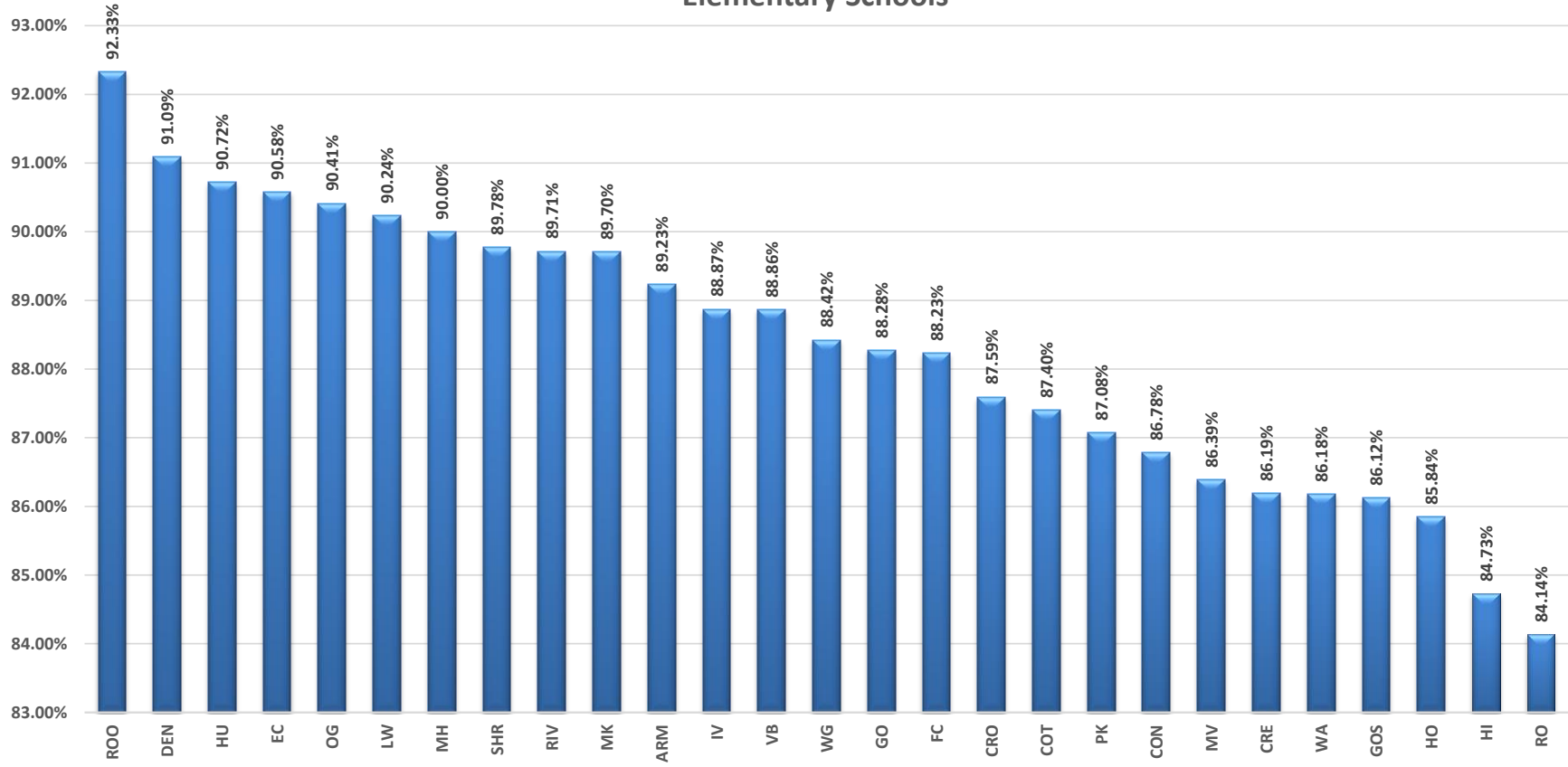
	MONTHLY			CUMULATIVE						
	2020-21	2021-22	BETTER/ WORSE	2018-19	2019-20	BETTER/ WORSE	2020-21	BETTER/ WORSE	2021-22	BETTER/ WORSE
	% OF ACTUAL	% OF ACTUAL		% OF ACTUAL	% OF ACTUAL		% OF ACTUAL		% OF ACTUAL	
<b>ELEMENTARY</b>										
ANNIE MITCHELL	91.99%	84.84%	-7.14%	96.28%	95.75%	-0.53%	93.39%	-2.37%	89.23%	-4.15%
CONYER	88.12%	81.51%	-6.61%	95.92%	95.37%	-0.55%	90.32%	-5.05%	86.78%	-3.54%
COTTONWOOD CRK	92.03%	81.39%	-10.64%	96.16%	96.04%	-0.12%	94.84%	-1.20%	87.40%	-7.44%
CRESTWOOD	89.17%	82.86%	-6.31%	95.72%	95.52%	-0.20%	93.17%	-2.35%	86.19%	-6.98%
CROWLEY	90.82%	84.48%	-6.34%	96.62%	96.68%	0.07%	93.43%	-3.25%	87.59%	-5.84%
DENTON	95.67%	84.60%	-11.07%	0.00%	96.37%	96.37%	97.19%	0.82%	91.09%	-6.10%
ELBOW CREEK	92.58%	86.29%	-6.29%	96.60%	94.27%	-2.32%	94.18%	-0.09%	90.58%	-3.60%
FOUR CREEKS	87.32%	80.98%	-6.33%	95.67%	95.42%	-0.25%	90.94%	-4.48%	88.23%	-2.71%
GOLDEN OAK	90.16%	80.46%	-9.69%	95.16%	94.65%	-0.51%	93.45%	-1.20%	88.28%	-5.18%
GOSHEN	91.87%	78.16%	-13.71%	95.57%	94.71%	-0.87%	93.19%	-1.51%	86.12%	-7.07%
HIGHLAND	80.64%	81.06%	0.41%	95.30%	95.43%	0.13%	82.79%	-12.65%	84.73%	1.94%
HOUSTON	91.23%	79.83%	-11.40%	95.96%	95.58%	-0.38%	93.07%	-2.51%	85.84%	-7.22%
HURLEY	93.32%	81.13%	-12.19%	96.78%	96.21%	-0.57%	96.54%	0.33%	90.72%	-5.81%
IVANHOE	92.47%	81.25%	-11.22%	95.58%	95.80%	0.21%	94.27%	-1.53%	88.87%	-5.39%
LINWOOD	91.92%	85.49%	-6.43%	96.51%	96.26%	-0.26%	94.91%	-1.35%	90.24%	-4.67%
MANUEL HERNANDEZ	93.11%	84.25%	-8.86%	96.40%	96.57%	0.17%	95.49%	-1.09%	90.00%	-5.49%
MINERAL KING	92.45%	79.86%	-12.59%	96.44%	96.09%	-0.35%	95.26%	-0.83%	89.70%	-5.55%
MT. VIEW	92.61%	81.26%	-11.35%	96.67%	95.98%	-0.69%	95.17%	-0.81%	86.39%	-8.78%
OAK GROVE	97.52%	84.23%	-13.29%	96.77%	97.16%	0.38%	98.11%	0.95%	90.41%	-7.70%
PINKHAM	91.57%	81.51%	-10.06%	94.67%	95.07%	0.41%	93.18%	-1.89%	87.08%	-6.10%
RIVERWAY	94.59%	82.19%	-12.40%	96.10%	95.79%	-0.32%	96.29%	0.50%	89.71%	-6.57%
ROYAL OAKS	91.02%	78.97%	-12.05%	94.97%	95.29%	0.32%	94.51%	-0.78%	84.14%	-10.37%
SHANNON RANCH	97.36%	81.55%	-15.80%	96.55%	96.21%	-0.34%	98.36%	2.15%	89.78%	-8.58%
VEVA BLUNT	87.79%	83.00%	-4.79%	95.06%	95.02%	-0.05%	91.91%	-3.11%	88.86%	-3.04%
WASHINGTON	87.91%	81.87%	-6.03%	95.29%	94.81%	-0.48%	89.94%	-4.87%	86.18%	-3.76%
WILLOW GLEN	90.96%	83.33%	-7.63%	95.43%	95.04%	-0.39%	91.85%	-3.19%	88.42%	-3.42%
ROYAL OAKS ONLINE	0.00%	89.73%	89.73%	0.00%	0.00%	0.00%	0.00%	0.00%	92.33%	92.33%
<b>MIDDLE SCHOOL</b>										
DIVISADERO	93.03%	84.91%	-8.12%	95.27%	95.51%	0.24%	92.54%	-2.97%	88.72%	-3.82%
GREEN ACRES	95.20%	83.45%	-11.75%	96.61%	96.44%	-0.17%	94.80%	-1.64%	89.81%	-4.99%
LA JOYA	95.41%	85.35%	-10.06%	96.71%	96.36%	-0.36%	94.63%	-1.72%	91.93%	-2.71%
RIDGEVIEW	95.98%	83.03%	-12.94%	97.03%	96.26%	-0.76%	94.83%	-1.43%	90.41%	-4.42%
VALLEY OAK	93.75%	82.96%	-10.79%	95.31%	95.59%	0.28%	92.50%	-3.09%	88.51%	-3.98%
<b>HIGH SCHOOL</b>										
EL DIAMANTE	95.50%	83.46%	-12.04%	95.95%	96.35%	0.40%	94.68%	-1.67%	90.36%	-4.32%
GOLDEN WEST	95.65%	81.15%	-14.50%	95.56%	95.67%	0.11%	95.62%	-0.05%	89.98%	-5.64%
MT. WHITNEY	93.33%	87.65%	-5.68%	95.69%	95.42%	-0.27%	93.45%	-1.97%	89.34%	-4.11%
REDWOOD	96.57%	87.87%	-8.70%	97.03%	96.88%	-0.15%	96.02%	-0.86%	92.31%	-3.71%
<b>EDUCATIONAL OPTIONS</b>							<b>Cumulative District Total Avg to date</b>	<b>94.26%</b>	<b>89.36%</b>	<b>-4.90%</b>
CHARTER HOME	99.62%	96.28%	-3.34%	95.38%	98.46%	3.08%	99.03%	0.57%	98.22%	-0.81%
GLOBAL LEARNING	90.68%	84.16%	-6.52%	96.15%	95.72%	-0.43%	92.94%	-2.78%	89.22%	-3.72%
INDEPENDENT STY	94.20%	93.39%	-0.81%	93.79%	94.57%	0.78%	91.44%	-3.13%	92.67%	1.24%
VTEC	96.76%	83.37%	-13.39%	95.59%	95.26%	-0.33%	95.41%	0.15%	90.17%	-5.24%
SEQUOIA	84.82%	72.70%	-12.12%	88.61%	90.57%	1.96%	73.68%	-16.89%	76.32%	2.64%
CREESIDE	60.42%	44.81%	-15.61%	0.00%	63.47%	63.47%	66.11%	2.63%	51.47%	-14.64%

# PERCENT OF ACTUAL ATTENDANCE

2021-22 Month 6

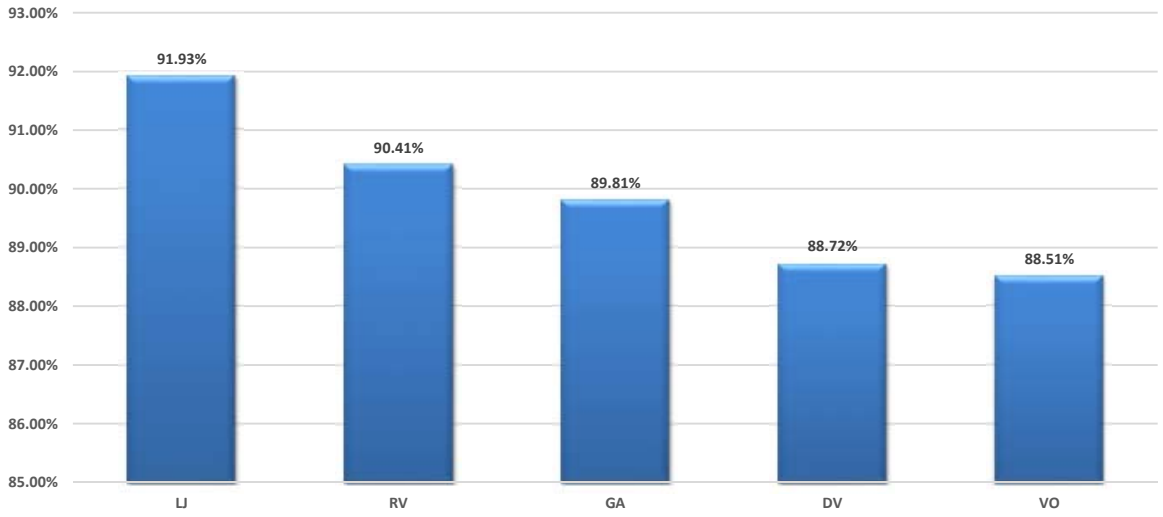


### 21-22 Month 6 Cumulative Actual Elementary Schools



Elementary Schools

**21-22 Month 6  
Cumulative  
Middle Schools**



**21-22 Month 6  
Cumulative  
High Schools**

