

## **July 31<sup>st</sup> – August 4<sup>th</sup>**

- Finish installation of division 10 items.
- Final clean.
- Punch list walk.



## **August 7<sup>th</sup> – August 11<sup>th</sup>**

- Punch list work.
- Final turnover.





## July 24<sup>th</sup> – July 28<sup>th</sup>

- Doors, hardware, and ADA fixtures installed.
- Sanding and final coat of paint in the second-floor restrooms.
- Final coat of paint in the first-floor restrooms.
- Electrical trim-out completed.
- HVAC trim out completed.
- Fire alarm cable installed.



## July 31<sup>st</sup> – August 4<sup>th</sup>

- Finish installation of division 10 items.
- Final clean.
- Punch list walk.
- Final turnover.







## July 3<sup>rd</sup> – July 7<sup>th</sup>

- Rough Inspections
- Mechanical work
- Hang Drywall
- Electrical Trim out



## July 10<sup>th</sup> – July 14<sup>th</sup>

- Electrical Trim out
- Install Epoxy Flooring





## **June 19<sup>th</sup> – June 23<sup>rd</sup>**

- Finished framing.
- MEP rough ins continued.
- In-wall inspection.
- Began hanging drywall.



## **June 26<sup>th</sup> – June 30<sup>th</sup>**

- MEP inspections.
- Mechanical work.







## June 12<sup>th</sup> – June 16<sup>th</sup>


- Ceiling Demo completed.
- Coring of floor for plumbing.
- Began framing.



## June 19<sup>th</sup> – June 23<sup>rd</sup>

- Finish framing.
- MEP rough ins continue.
- In wall inspection.
- Begin hanging drywall.






---

## **June 5<sup>th</sup> – June 9<sup>th</sup>**

- Finished demolition of bathrooms.
- Premanufactured plumbing set.




## **June 12<sup>th</sup> – June 16<sup>th</sup>**

- Framing begins.
- MEP Rough-ins begin.









## **May 30<sup>th</sup> – June 2<sup>nd</sup>**

- Finished demolition of the CMU walls.
- Began framing.
- Began ductwork installation.



## **June 5<sup>th</sup> – June 9<sup>th</sup>**

- Finish framing.
- Finish the ductwork installation.

