



GCIT

Grades 6-12




SY 2021-2022 Post Surveys/Students - May 2022



Report created by
Panorama Education



Summary

Topic Description	Results	Benchmark
<p>Cultural Awareness and Action</p> <p>How often students learn about, discuss, and confront issues of race, ethnicity, and culture in school</p>	<p>46%</p> <p>▼1 since last survey</p>	 <p>0th - 19th percentile compared to others nationally</p>
<p>Diversity and Inclusion</p> <p>How diverse, integrated, and fair school is for students from different races, ethnicities, or cultures</p>	<p>70%</p> <p>▼2 since last survey</p>	 <p>20th - 39th percentile compared to others nationally</p>
<p>Sense of Belonging</p> <p>How much students feel that they are valued members of the school community.</p>	<p>37%</p> <p>▼1 since last survey</p>	 <p>0th - 19th percentile compared to others nationally</p>

760 responses



Cultural Awareness and Action

Your average

46%

760 responses

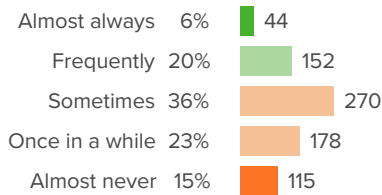
Change

▼ **1**

since last survey

How did people respond?

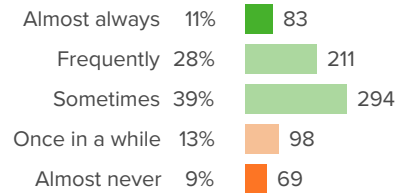
Q.1: How often do teachers encourage you to learn about people from different races, ethnicities, or cultures?



▼ **3** from last survey

Favorable: **26%**

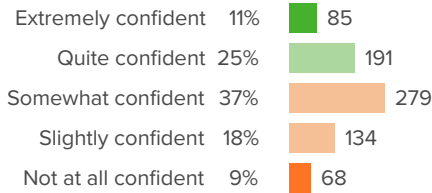
Q.2: How often do you think about what someone of a different race, ethnicity, or culture experiences?



▲ **1** from last survey

Favorable: **78%**

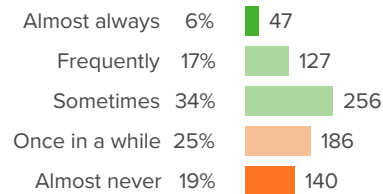
Q.3: How confident are you that students at your school can have honest conversations with each other about race?



▼ **6** from last survey

Favorable: **36%**

Q.4: At your school, how often are you encouraged to think more deeply about race-related topics?

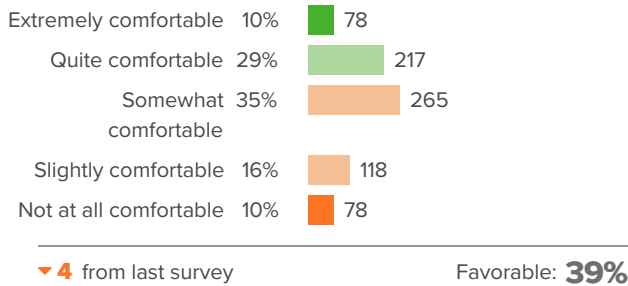


▼ **2** from last survey

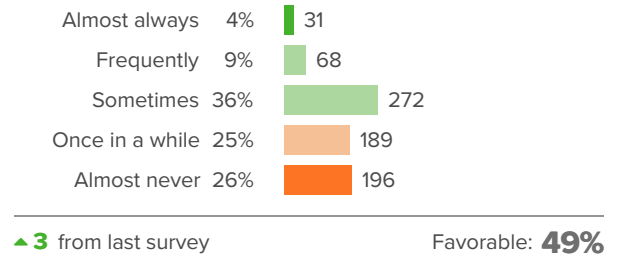
Favorable: **57%**



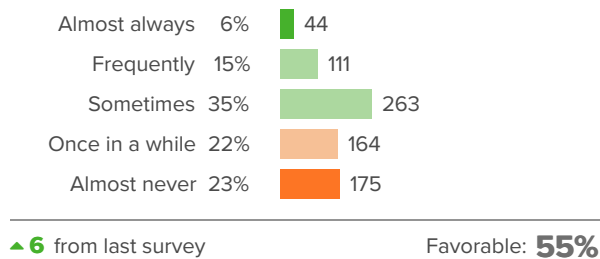
Q.5: How comfortable are you sharing your thoughts about race-related topics with other students at your school?



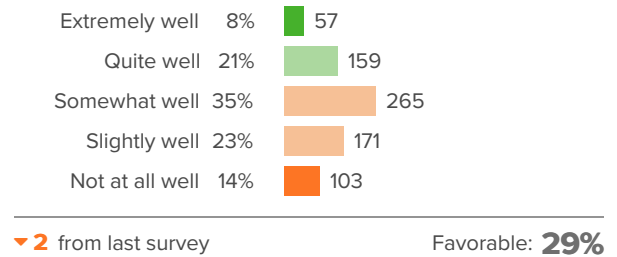
Q.6: How often do students at your school have important conversations about race, even when they might be uncomfortable?



Q.7: When there are major news events related to race, how often do adults at your school talk about them with students?



Q.8: How well does your school help students speak out against racism?





Diversity and Inclusion

Your average

70%

760 responses

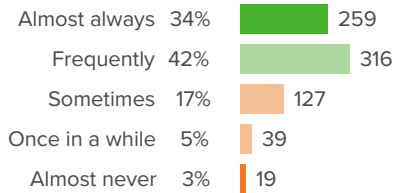
Change

▼ 2

since last survey

How did people respond?

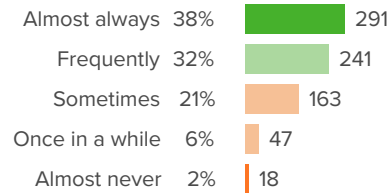
Q.1: How often do you spend time at school with students from different races, ethnicities, or cultures?



▼ 1 from last survey

Favorable: **76%**

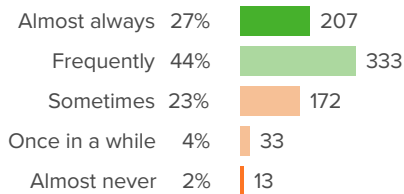
Q.2: How often do you have classes with students from different racial, ethnic, or cultural backgrounds?



▼ 2 from last survey

Favorable: **70%**

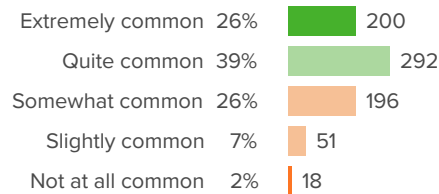
Q.3: At your school, how often do students from different races, ethnicities, or cultures hang out with each other?



▲ 0 from last survey

Favorable: **71%**

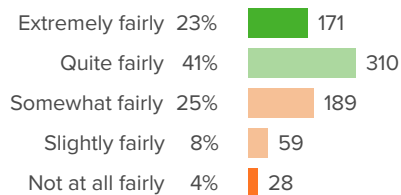
Q.4: At your school, how common is it for students to have close friends from different racial, ethnic, or cultural backgrounds?



▼ 4 from last survey

Favorable: **65%**

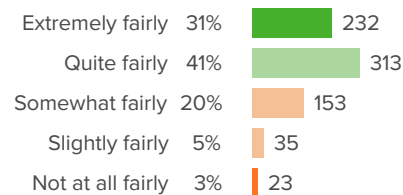
Q.5: How fairly do students at your school treat people from different races, ethnicities, or cultures?



▼ 4 from last survey

Favorable: **64%**

Q.6: How fairly do adults at your school treat people from different races, ethnicities, or cultures?



▼ 4 from last survey

Favorable: **72%**



Sense of Belonging

Your average

37%

760 responses

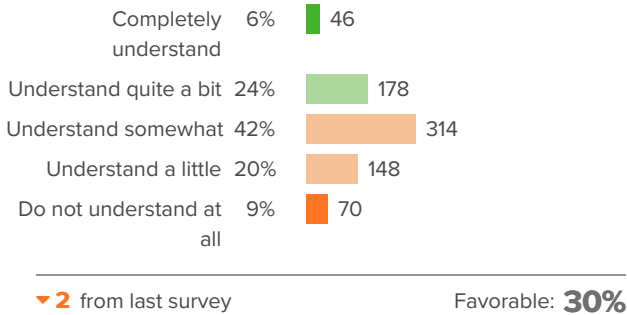
Change

▼ **1**

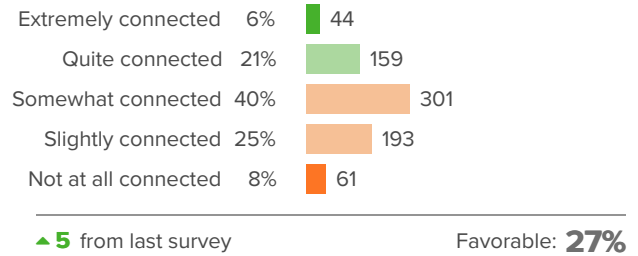
since last survey

How did people respond?

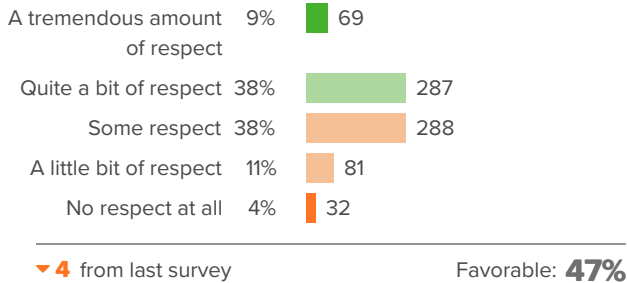
Q.1: How well do people at your school understand you as a person?



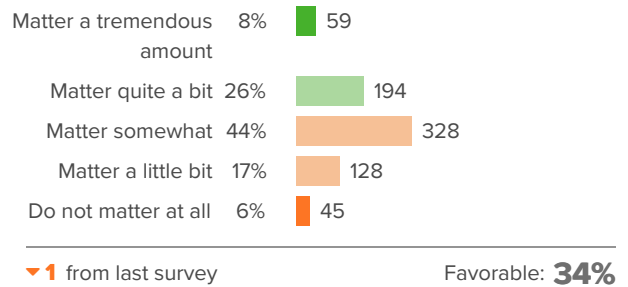
Q.2: How connected do you feel to the adults at your school?



Q.3: How much respect do students in your school show you?

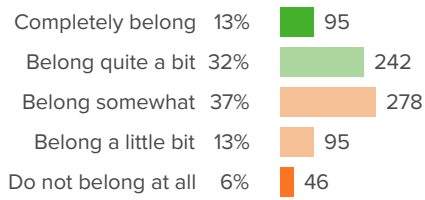


Q.4: How much do you matter to others at this school?





Q.5: Overall, how much do you feel like you belong at your school?



▼ 5 from last survey

Favorable: **45%**