



# GCIT




Grades 6-12  
SY 2021-22 Equity and Inclusion



Report created by  
Panorama Education



# Summary

| Topic Description   | Results           | Benchmark   |
|---|-------------------|---|
| <p><b>Cultural Awareness and Action</b></p> <p>How often students learn about, discuss, and confront issues of race, ethnicity, and culture in school</p> | <p><b>47%</b></p> |  <p>0th - 19th percentile compared to others nationally</p>  |
| <p><b>Diversity and Inclusion</b></p> <p>How diverse, integrated, and fair school is for students from different races, ethnicities, or cultures</p>      | <p><b>72%</b></p> |  <p>40th - 59th percentile compared to others nationally</p> |
| <p><b>Sense of Belonging</b></p> <p>How much students feel that they are valued members of the school community.</p>                                      | <p><b>38%</b></p> |  <p>0th - 19th percentile compared to others nationally</p>  |

1,127 responses



# Cultural Awareness and Action

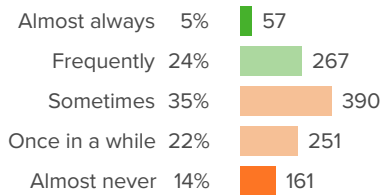
Your average

# 47%

1,127 responses

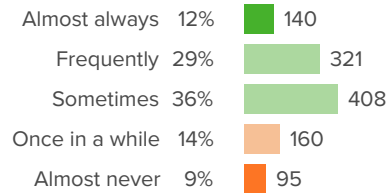
## How did people respond?

**Q.1: How often do teachers encourage you to learn about people from different races, ethnicities, or cultures?**



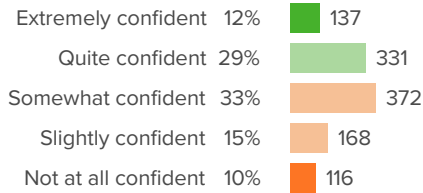
Favorable: **29%**

**Q.2: How often do you think about what someone of a different race, ethnicity, or culture experiences?**



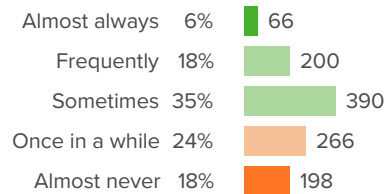
Favorable: **77%**

**Q.3: How confident are you that students at your school can have honest conversations with each other about race?**



Favorable: **42%**

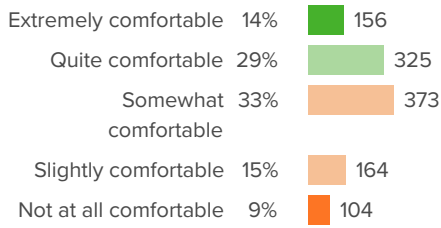
**Q.4: At your school, how often are you encouraged to think more deeply about race-related topics?**



Favorable: **59%**

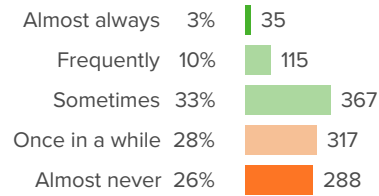


**Q.5: How comfortable are you sharing your thoughts about race-related topics with other students at your school?**



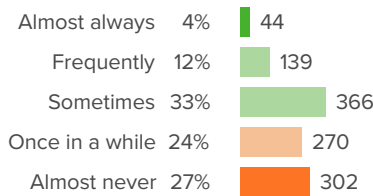
Favorable: **43%**

**Q.6: How often do students at your school have important conversations about race, even when they might be uncomfortable?**



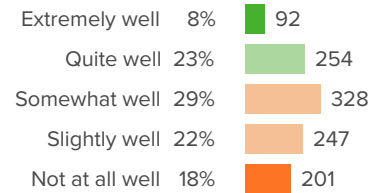
Favorable: **46%**

**Q.7: When there are major news events related to race, how often do adults at your school talk about them with students?**



Favorable: **49%**

**Q.8: How well does your school help students speak out against racism?**



Favorable: **31%**



# Diversity and Inclusion

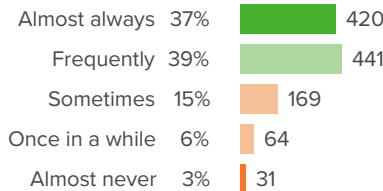
Your average

# 72%

1,127 responses

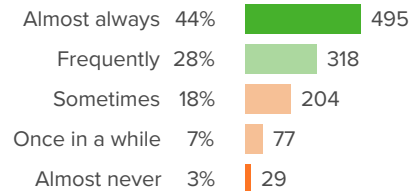
## How did people respond?

### Q.1: How often do you spend time at school with students from different races, ethnicities, or cultures?



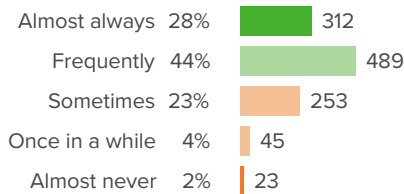
Favorable: **77%**

### Q.2: How often do you have classes with students from different racial, ethnic, or cultural backgrounds?



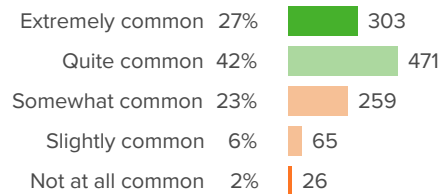
Favorable: **72%**

### Q.3: At your school, how often do students from different races, ethnicities, or cultures hang out with each other?



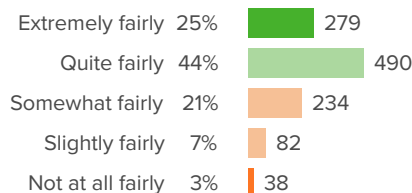
Favorable: **71%**

### Q.4: At your school, how common is it for students to have close friends from different racial, ethnic, or cultural backgrounds?



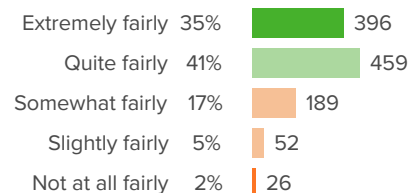
Favorable: **69%**

### Q.5: How fairly do students at your school treat people from different races, ethnicities, or cultures?



Favorable: **68%**

### Q.6: How fairly do adults at your school treat people from different races, ethnicities, or cultures?



Favorable: **76%**



# Sense of Belonging

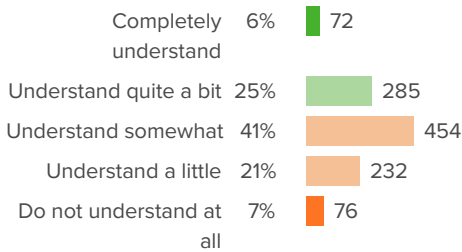
Your average

# 38%

1,127 responses

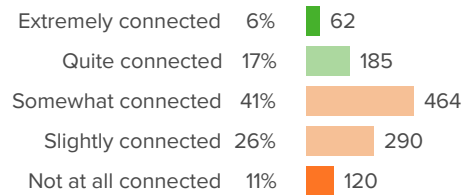
## How did people respond?

### Q.1: How well do people at your school understand you as a person?



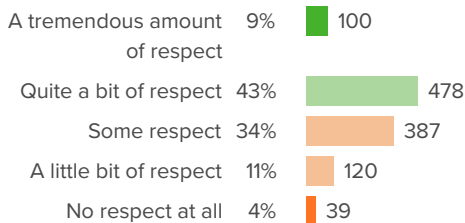
Favorable: **32%**

### Q.2: How connected do you feel to the adults at your school?



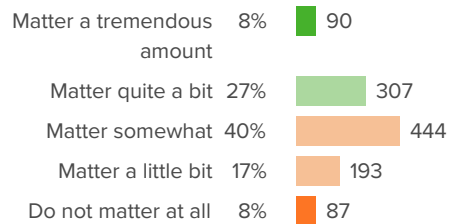
Favorable: **22%**

### Q.3: How much respect do students in your school show you?



Favorable: **51%**

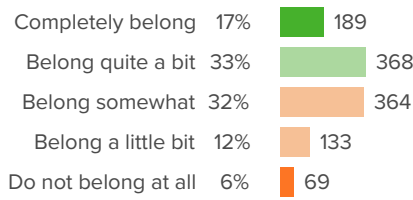
### Q.4: How much do you matter to others at this school?



Favorable: **35%**



**Q.5: Overall, how much do you feel like you belong at your school?**



Favorable: **50%**