



# GCIT

Teacher Measures

**SY2021-2022 - GCIT Teacher & Student Social & Emotional Learning  
Survey Fall**



Report created by  
Panorama Education



# Summary

Topic Description	Results	Benchmark
<p><b>Cultural Awareness and Action (Adult Focus)</b></p> <p>How well a school supports staff and faculty in learning about, discussing, and confronting issues of race, ethnicity, and culture.</p>	<p><b>48%</b></p> <p>0 since last survey</p>	<p>20th - 39th percentile compared to others nationally</p>
<p><b>Cultural Awareness and Action (Student Focus)</b></p> <p>How well a school supports students in learning about, discussing, and confronting issues of race, ethnicity, and culture.</p>	<p><b>55%</b></p> <p>▲4 since last survey</p>	<p>20th - 39th percentile compared to others nationally</p>
<p><b>Professional Learning About Equity</b></p> <p>Perceptions of the quantity and quality of equity-focused professional learning opportunities available to faculty and staff.</p>	<p><b>27%</b></p> <p>▼4 since last survey</p>	<p>0th - 19th percentile compared to others nationally</p>
<p><b>Professional Learning About SEL</b></p> <p>Perceptions of the amount and quality of professional growth and learning opportunities available to faculty related to social-emotional learning.</p>	<p><b>28%</b></p> <p>▲3 since last survey</p>	<p>0th - 19th percentile compared to others nationally</p>
<p><b>Resources for Student Support</b></p> <p>Perceptions of the adequacy of the school's resources for student support.</p>	<p><b>64%</b></p> <p>▲9 since last survey</p>	<p>80th - 99th percentile compared to others nationally</p>
<p><b>Teacher Self-Reflection</b></p> <p>Faculty perceptions of their professional strengths and areas for growth related to social-emotional learning.</p>	<p><b>78%</b></p> <p>▲2 since last survey</p>	<p>60th - 79th percentile compared to others nationally</p>
<p><b>Well-being</b></p> <p>Faculty and staff perceptions of their own professional well-being.</p>	<p><b>65%</b></p> <p>▲13 since last survey</p>	<p>40th - 59th percentile compared to others nationally</p>

96 responses



# Cultural Awareness and Action (Adult Focus)

Your average

48%

96 responses

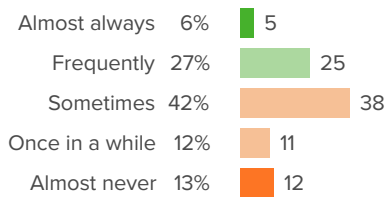
Change

0

since last survey

## How did people respond?

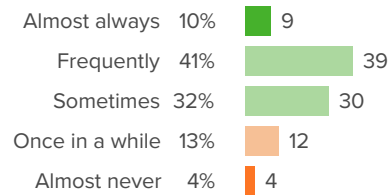
**Q.1: How often do school leaders encourage you to teach about people from different races, ethnicities, or cultures?**



▲ 6 from last survey

Favorable: 33%

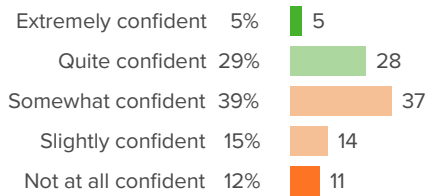
**Q.2: How often do you think about what colleagues of different races, ethnicities, or cultures experience?**



▲ 1 from last survey

Favorable: 83%

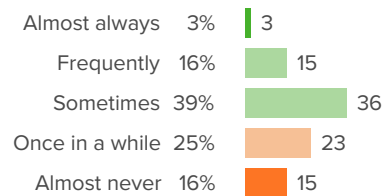
**Q.3: How confident are you that adults at your school can have honest conversations with each other about race?**



▼ 6 from last survey

Favorable: 35%

**Q.4: At your school, how often are you encouraged to think more deeply about race-related topics?**

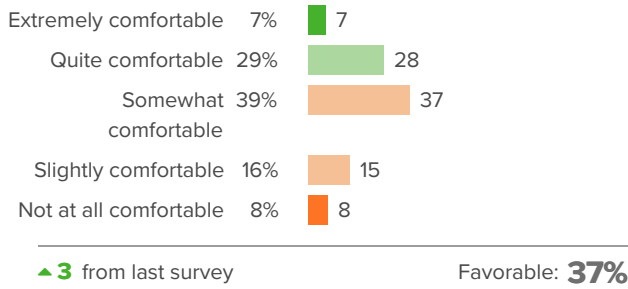


▲ 0 from last survey

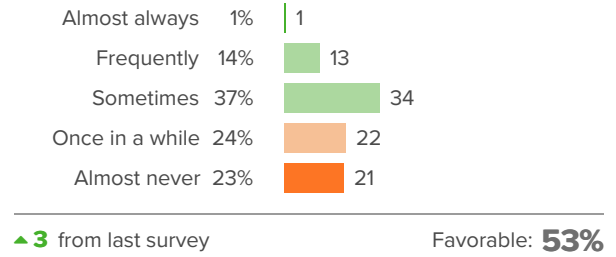
Favorable: 59%



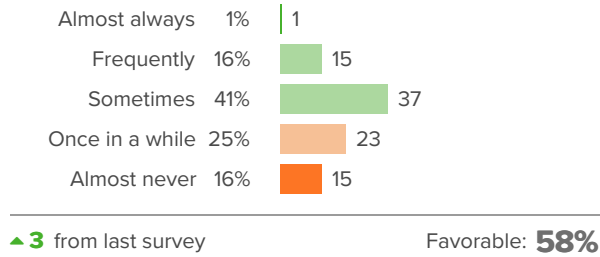
**Q.5: How comfortable are you discussing race-related topics with your colleagues?**



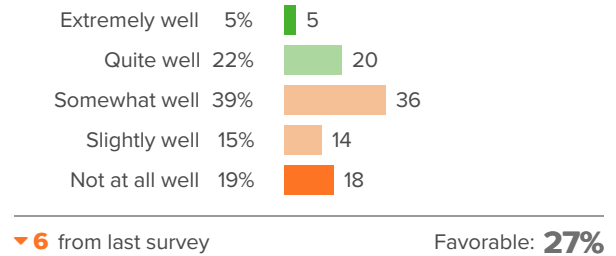
**Q.6: How often do adults at your school have important conversations about race, even when they might be uncomfortable?**



**Q.7: When there are major news events related to race, how often do adults at your school talk about them with each other?**



**Q.8: How well does your school help staff speak out against racism?**





# Cultural Awareness and Action (Student Focus)

Your average

55%

96 responses

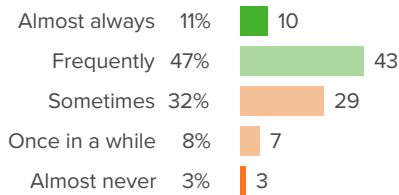
Change

▲ 4

since last survey

## How did people respond?

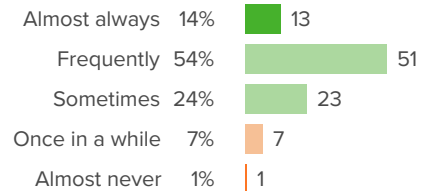
**Q.1: How often are students given opportunities to learn about people from different races, ethnicities, or cultures?**



▲ 11 from last survey

Favorable: 58%

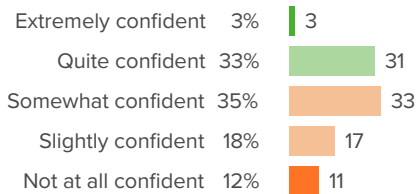
**Q.2: How often do you think about what students of different races, ethnicities, or cultures experience?**



▲ 4 from last survey

Favorable: 92%

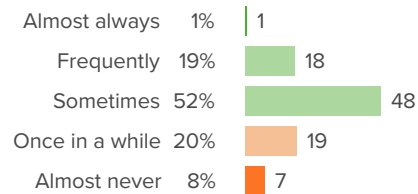
**Q.3: How confident are you that adults at your school can have honest conversations with students about race?**



▲ 4 from last survey

Favorable: 36%

**Q.4: At your school, how often are students encouraged to think more deeply about race-related topics?**

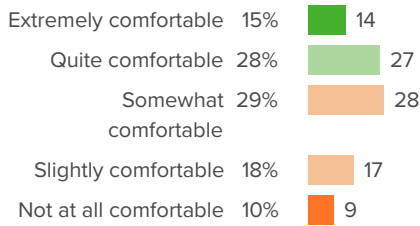


▲ 0 from last survey

Favorable: 72%

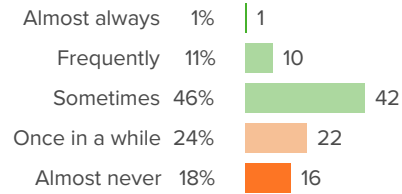


**Q.5: How comfortable are you discussing race-related topics with your students?**



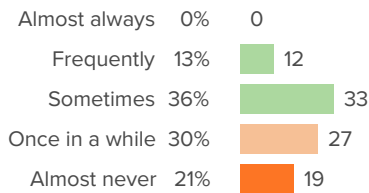
▲ 8 from last survey Favorable: **43%**

**Q.6: How often do students at your school have important conversations about race, even when they might be uncomfortable?**



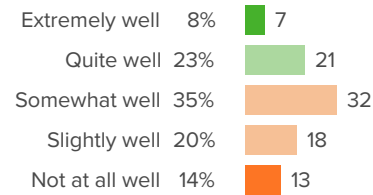
▲ 10 from last survey Favorable: **58%**

**Q.7: When there are major news events related to race, how often do adults at your school talk about them with students?**



▲ 4 from last survey Favorable: **49%**

**Q.8: How well does your school help students speak out against racism?**



▼ 8 from last survey Favorable: **31%**



# Professional Learning About Equity

Your average

**27%**

96 responses

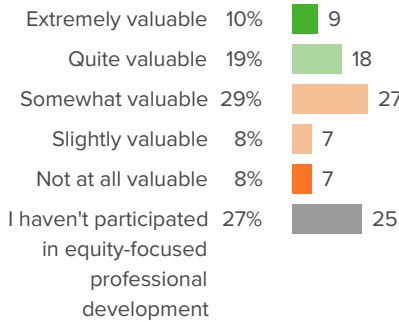
Change

**▼ 4**

since last survey

## How did people respond?

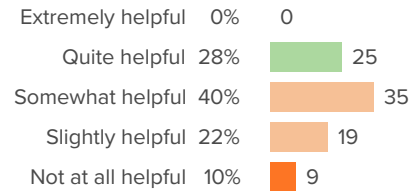
### Q.1: At your school, how valuable are the equity-focused professional development opportunities?



▲ 2 from last survey

Favorable: **40%**

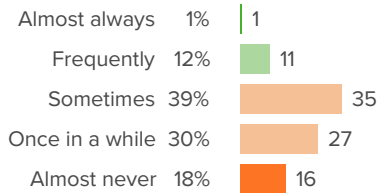
### Q.2: When it comes to promoting culturally responsive practices, how helpful are your colleagues' ideas for improving your practice?



▼ 11 from last survey

Favorable: **28%**

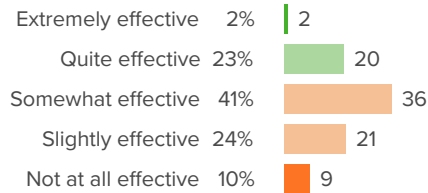
### Q.3: How often do professional development opportunities help you explore new ways to promote equity in your practice?



▼ 2 from last survey

Favorable: **13%**

### Q.4: Overall, how effective has your school administration been in helping you advance student equity?



▼ 8 from last survey

Favorable: **25%**



# Professional Learning About SEL

Your average

**28%**

96 responses

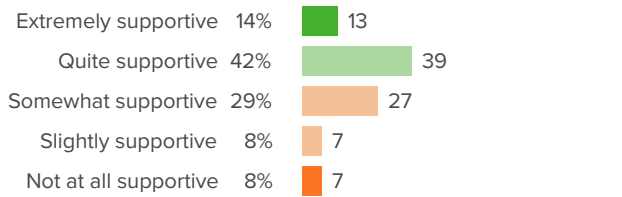
Change

**▲ 3**

since last survey

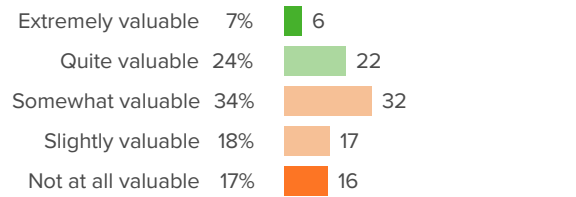
## How did people respond?

**Q.1: In terms of social-emotional learning (SEL) in particular, how supportive has the school been of your growth as a teacher?**



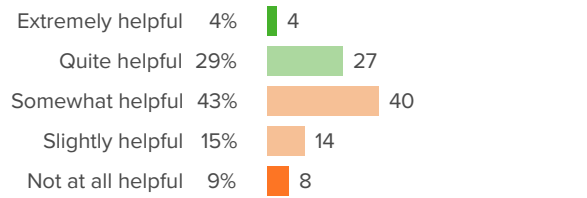
▲ 27 from last survey Favorable: **56%**

**Q.2: At your school, how valuable are the social-emotional learning (SEL) professional development opportunities?**



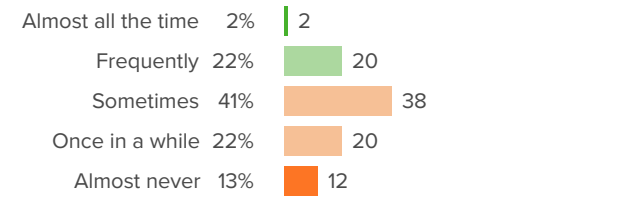
▲ 11 from last survey Favorable: **30%**

**Q.3: When it comes to social-emotional learning (SEL), how helpful are your colleagues' ideas for improving your teaching?**



▼ 11 from last survey Favorable: **33%**

**Q.4: How often do your social-emotional learning (SEL) professional development opportunities help you explore new ideas?**

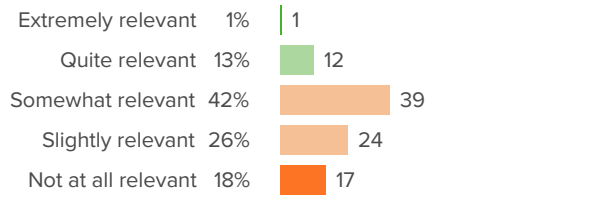


▲ 2 from last survey Favorable: **24%**



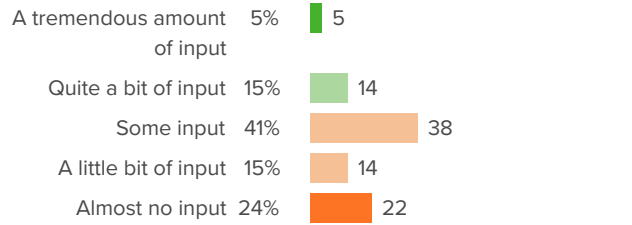


**Q.5: How relevant have your social-emotional learning (SEL) professional development opportunities been to the content that you teach?**



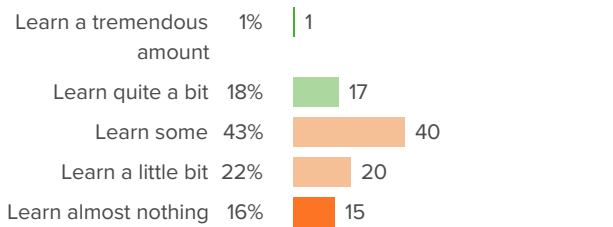
▼ **11** from last survey Favorable: **14%**

**Q.6: Thinking of social-emotional learning (SEL) in particular, how much input do you have into individualizing your own professional development opportunities?**



▲ **8** from last survey Favorable: **20%**

**Q.7: Overall, how much do you learn about supporting your students' social-emotional learning (SEL) from the leaders at your school?**



▼ **2** from last survey Favorable: **19%**



# Resources for Student Support

Your average

64%

96 responses

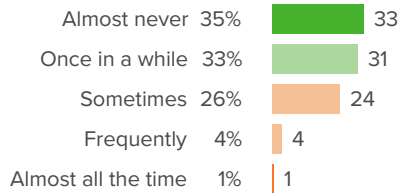
Change

▲ 9

since last survey

## How did people respond?

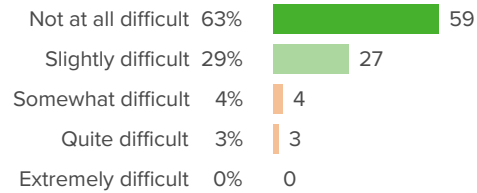
### Q.1: When students need help from an adult, how often do they have to wait to get that help?



▲ 19 from last survey

Favorable: 69%

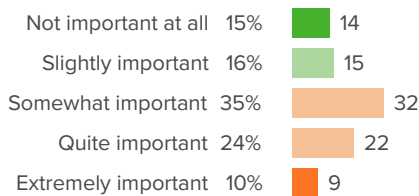
### Q.2: For students who need extra support, how difficult is it for them to get the support that they need?



▲ 11 from last survey

Favorable: 92%

### Q.3: How important is it for your school to hire more specialists to help students?



▼ 3 from last survey

Favorable: 32%



# Teacher Self-Reflection

Your average

**78%**

96 responses

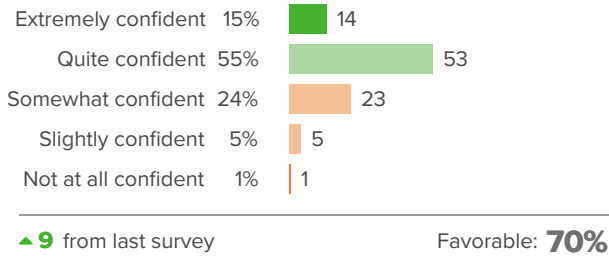
Change

**▲ 2**

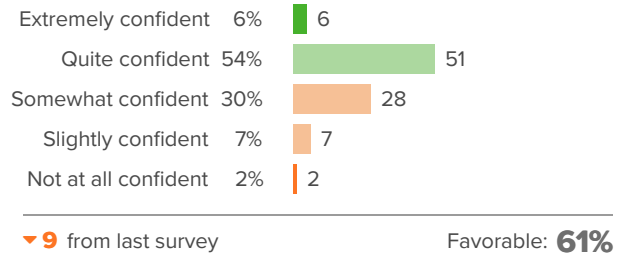
since last survey

## How did people respond?

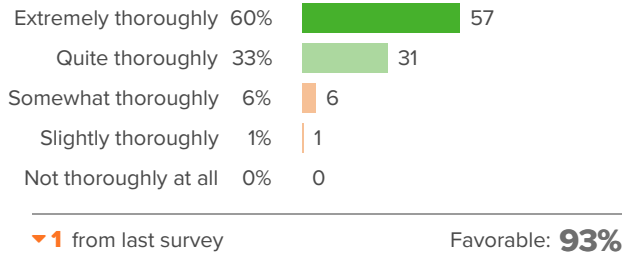
### Q.1: How confident are you that you can engage students who typically are not motivated?



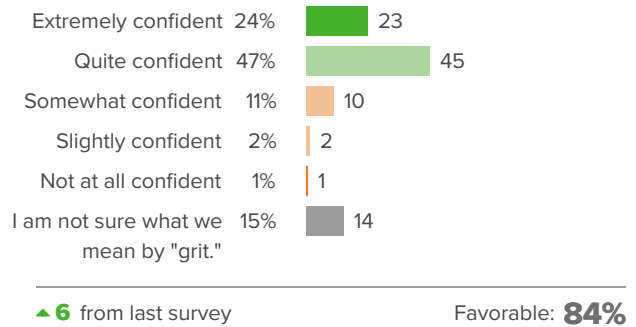
### Q.2: How confident are you that you can help your school's most challenging students to learn?



### Q.3: How thoroughly do you feel that you know all the content you need to teach?

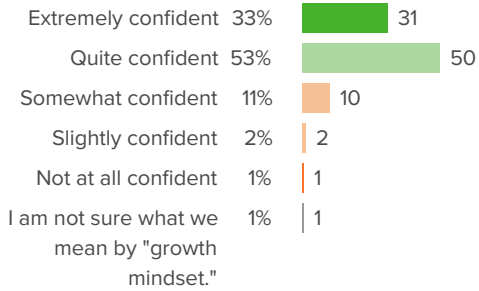


### Q.4: Thinking about grit in particular, how confident are you that you can support your students' growth and development?



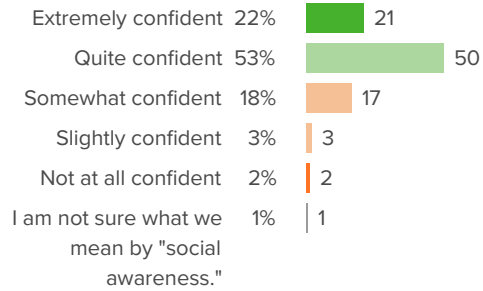


**Q.5: Thinking about growth mindset in particular, how confident are you that you can support your students' growth and development?**



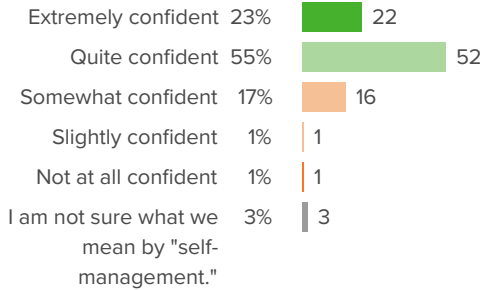
▲ 11 from last survey Favorable: **86%**

**Q.6: Thinking about social awareness in particular, how confident are you that you can support your students' growth and development?**



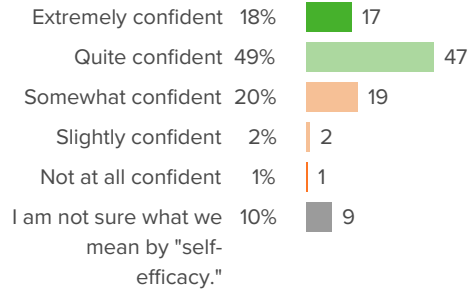
▼ 1 from last survey Favorable: **76%**

**Q.7: Thinking about self-management in particular, how confident are you that you can support your students' growth and development?**



▲ 4 from last survey Favorable: **80%**

**Q.8: Thinking about self-efficacy in particular, how confident are you that you can support your students' growth and development?**



▼ 4 from last survey Favorable: **74%**



# Well-being

Your average

**65%**

96 responses

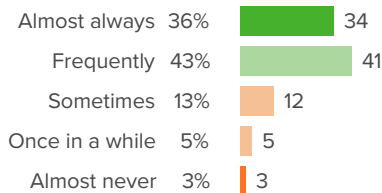
Change

**▲ 13**

since last survey

## How did people respond?

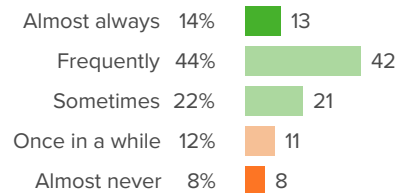
**Q.1: During the past week, how often did you feel engaged at work?**



▲ 15 from last survey

Favorable: **79%**

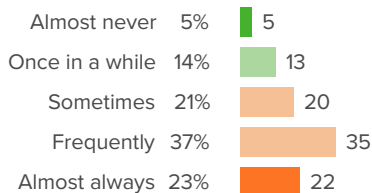
**Q.2: During the past week, how often did you feel excited at work?**



▲ 1 from last survey

Favorable: **80%**

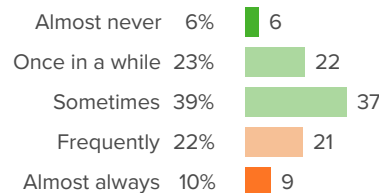
**Q.3: During the past week, how often did you feel exhausted at work?**



▲ 7 from last survey

Favorable: **19%**

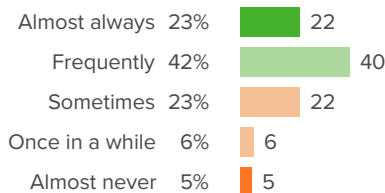
**Q.4: During the past week, how often did you feel frustrated at work?**



▲ 21 from last survey

Favorable: **68%**

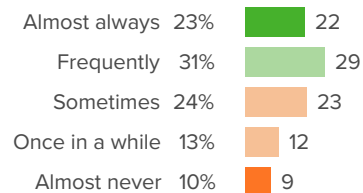
**Q.5: During the past week, how often did you feel happy at work?**



▲ 15 from last survey

Favorable: **65%**

**Q.6: During the past week, how often did you feel hopeful at work?**

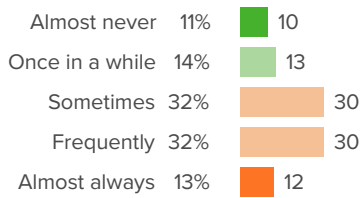


▲ 7 from last survey

Favorable: **54%**

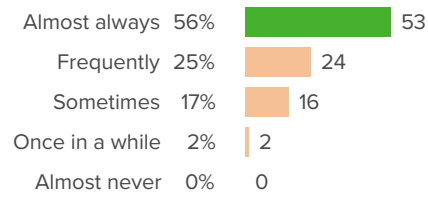


**Q.7: During the past week, how often did you feel overwhelmed at work?**



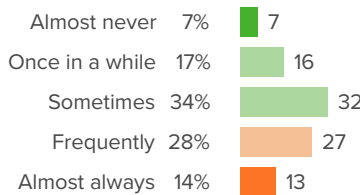
▲ 0 from last survey Favorable: **24%**

**Q.8: During the past week, how often did you feel safe at work?**



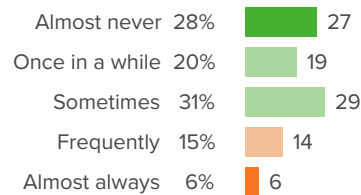
▲ 30 from last survey Favorable: **56%**

**Q.9: During the past week, how often did you feel stressed out at work?**



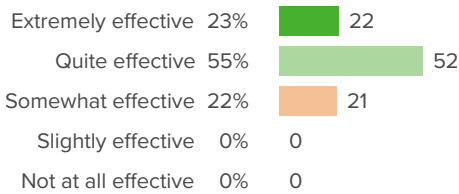
▲ 14 from last survey Favorable: **58%**

**Q.10: During the past week, how often did you feel worried at work?**



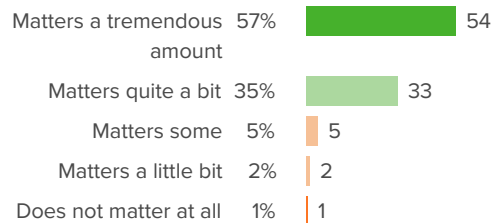
▲ 20 from last survey Favorable: **79%**

**Q.11: How effective do you feel at your job right now?**



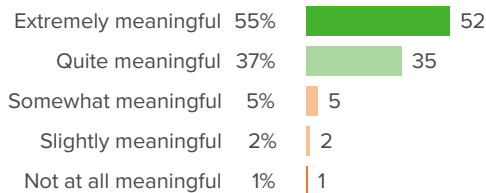
▲ 37 from last survey Favorable: **78%**

**Q.12: How much does your work matter to you?**



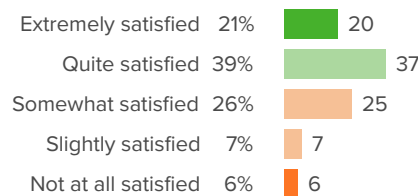
▼ 5 from last survey Favorable: **92%**

**Q.13: How meaningful for you is the work that you do?**



▼ 2 from last survey Favorable: **92%**

**Q.14: Overall, how satisfied are you with your job right now?**



▲ 18 from last survey Favorable: **60%**