



GCIT

Teacher Measures
SY 2021-2022 Post Surveys/Teachers - May 2022



Report created by
Panorama Education



Summary

Topic Description	Results	Benchmark
<p>Cultural Awareness and Action (Adult Focus)</p> <p>How well a school supports staff and faculty in learning about, discussing, and confronting issues of race, ethnicity, and culture.</p>	<p>49%</p> <p>▲1 since last survey</p>	<p>20th - 39th percentile compared to others nationally</p>
<p>Cultural Awareness and Action (Student Focus)</p> <p>How well a school supports students in learning about, discussing, and confronting issues of race, ethnicity, and culture.</p>	<p>54%</p> <p>▼1 since last survey</p>	<p>20th - 39th percentile compared to others nationally</p>
<p>Professional Learning About Equity</p> <p>Perceptions of the quantity and quality of equity-focused professional learning opportunities available to faculty and staff.</p>	<p>23%</p> <p>▼4 since last survey</p>	<p>0th - 19th percentile compared to others nationally</p>
<p>Professional Learning About SEL</p> <p>Perceptions of the amount and quality of professional growth and learning opportunities available to faculty related to social-emotional learning.</p>	<p>27%</p> <p>▼1 since last survey</p>	<p>0th - 19th percentile compared to others nationally</p>
<p>Resources for Student Support</p> <p>Perceptions of the adequacy of the school's resources for student support.</p>	<p>65%</p> <p>▲1 since last survey</p>	<p>80th - 99th percentile compared to others nationally</p>
<p>Teacher Self-Reflection</p> <p>Faculty perceptions of their professional strengths and areas for growth related to social-emotional learning.</p>	<p>81%</p> <p>▲3 since last survey</p>	<p>60th - 79th percentile compared to others nationally</p>
<p>Well-being</p> <p>Faculty and staff perceptions of their own professional well-being.</p>	<p>65%</p> <p>0 since last survey</p>	<p>40th - 59th percentile compared to others nationally</p>

80 responses



Cultural Awareness and Action (Adult Focus)

Your average

49%

80 responses

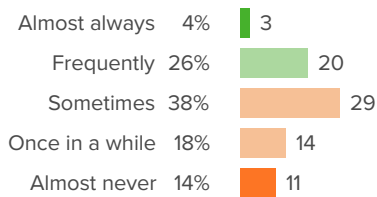
Change

▲ 1

since last survey

How did people respond?

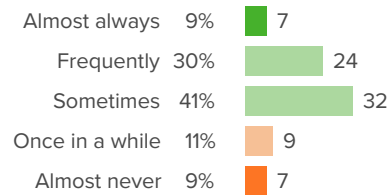
Q.1: How often do school leaders encourage you to teach about people from different races, ethnicities, or cultures?



▼ 3 from last survey

Favorable: **30%**

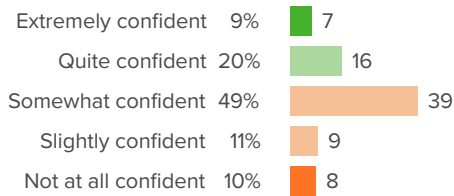
Q.2: How often do you think about what colleagues of different races, ethnicities, or cultures experience?



▼ 3 from last survey

Favorable: **80%**

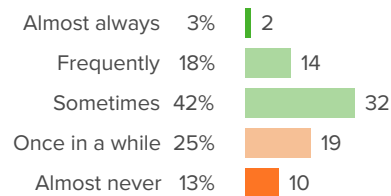
Q.3: How confident are you that adults at your school can have honest conversations with each other about race?



▼ 6 from last survey

Favorable: **29%**

Q.4: At your school, how often are you encouraged to think more deeply about race-related topics?

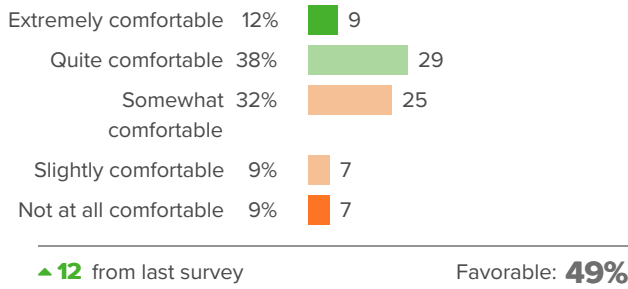


▲ 3 from last survey

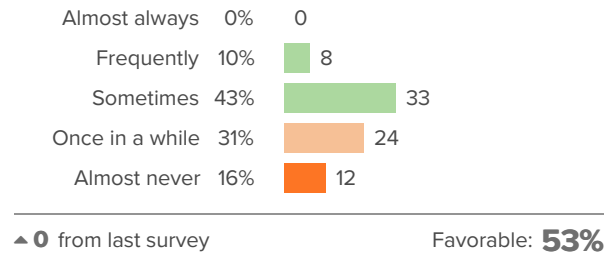
Favorable: **62%**



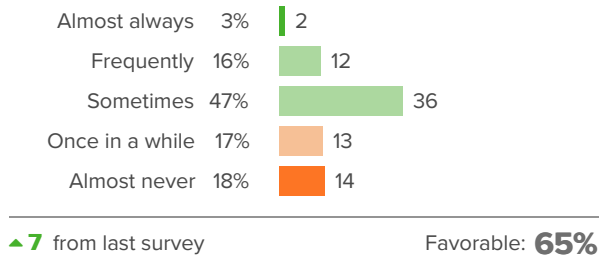
Q.5: How comfortable are you discussing race-related topics with your colleagues?



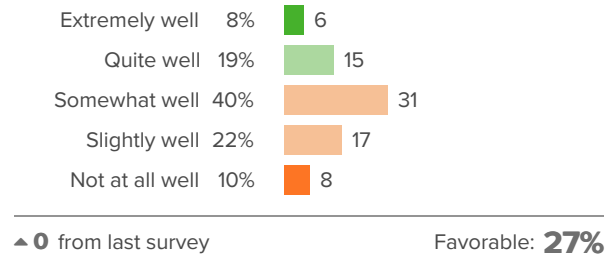
Q.6: How often do adults at your school have important conversations about race, even when they might be uncomfortable?



Q.7: When there are major news events related to race, how often do adults at your school talk about them with each other?



Q.8: How well does your school help staff speak out against racism?





Cultural Awareness and Action (Student Focus)

Your average

54%

80 responses

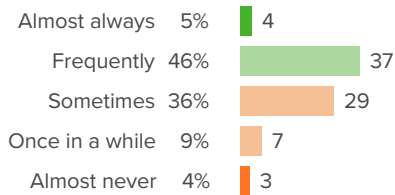
Change

▼ 1

since last survey

How did people respond?

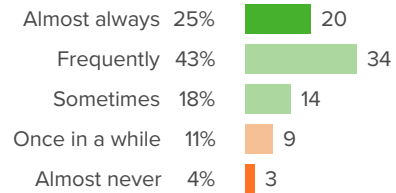
Q.1: How often are students given opportunities to learn about people from different races, ethnicities, or cultures?



▼ 7 from last survey

Favorable: **51%**

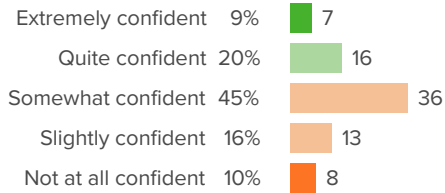
Q.2: How often do you think about what students of different races, ethnicities, or cultures experience?



▼ 7 from last survey

Favorable: **85%**

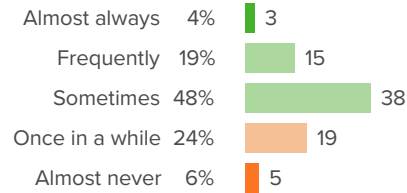
Q.3: How confident are you that adults at your school can have honest conversations with students about race?



▼ 7 from last survey

Favorable: **29%**

Q.4: At your school, how often are students encouraged to think more deeply about race-related topics?

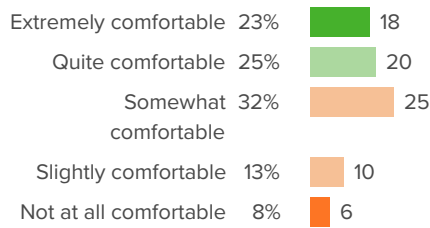


▼ 2 from last survey

Favorable: **70%**

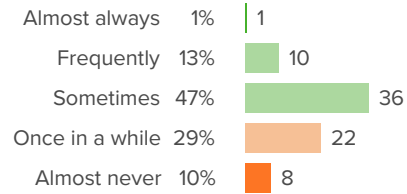


Q.5: How comfortable are you discussing race-related topics with your students?



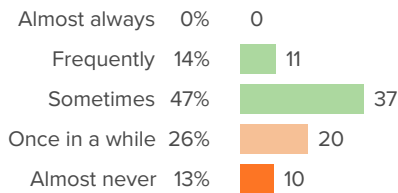
▲ 5 from last survey Favorable: 48%

Q.6: How often do students at your school have important conversations about race, even when they might be uncomfortable?



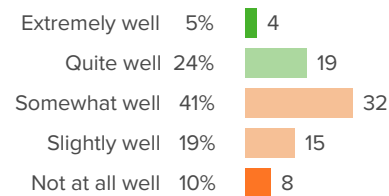
▲ 3 from last survey Favorable: 61%

Q.7: When there are major news events related to race, how often do adults at your school talk about them with students?



▲ 13 from last survey Favorable: 62%

Q.8: How well does your school help students speak out against racism?



▼ 2 from last survey Favorable: 29%



Professional Learning About Equity

Your average

23%

80 responses

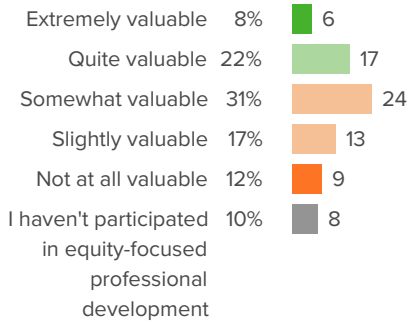
Change

▼ 4

since last survey

How did people respond?

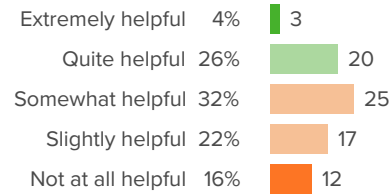
Q.1: At your school, how valuable are the equity-focused professional development opportunities?



▼ 7 from last survey

Favorable: **33%**

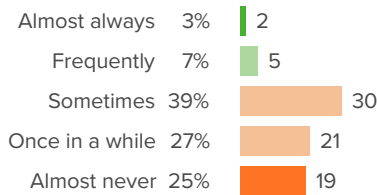
Q.2: When it comes to promoting culturally responsive practices, how helpful are your colleagues' ideas for improving your practice?



▲ 2 from last survey

Favorable: **30%**

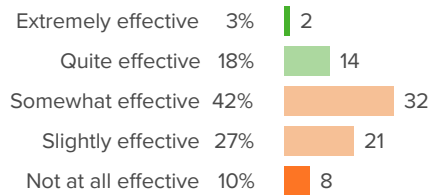
Q.3: How often do professional development opportunities help you explore new ways to promote equity in your practice?



▼ 4 from last survey

Favorable: **9%**

Q.4: Overall, how effective has your school administration been in helping you advance student equity?



▼ 4 from last survey

Favorable: **21%**



Professional Learning About SEL

Your average

27%

80 responses

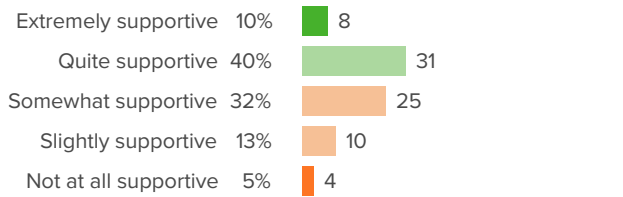
Change

▼ 1

since last survey

How did people respond?

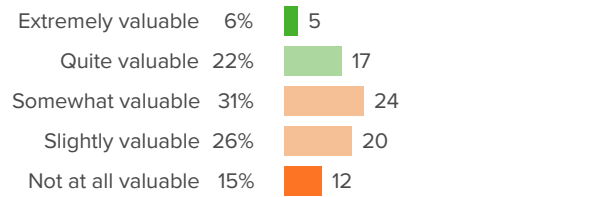
Q.1: In terms of social-emotional learning (SEL) in particular, how supportive has the school been of your growth as a teacher?



▼ 6 from last survey

Favorable: **50%**

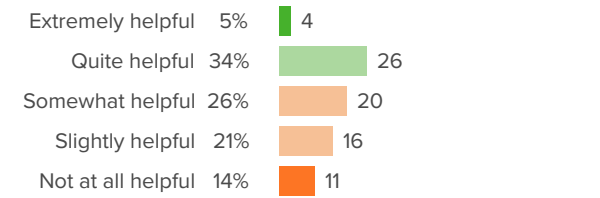
Q.2: At your school, how valuable are the social-emotional learning (SEL) professional development opportunities?



▼ 2 from last survey

Favorable: **28%**

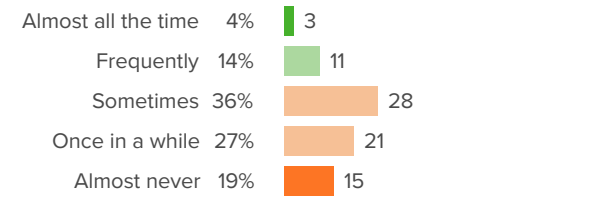
Q.3: When it comes to social-emotional learning (SEL), how helpful are your colleagues' ideas for improving your teaching?



▲ 6 from last survey

Favorable: **39%**

Q.4: How often do your social-emotional learning (SEL) professional development opportunities help you explore new ideas?

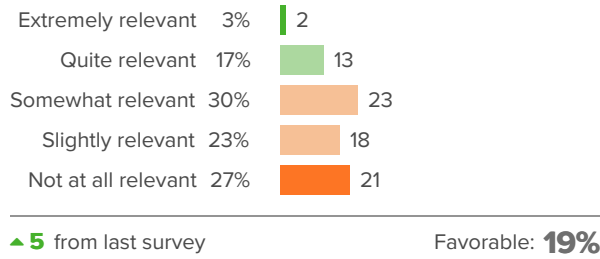


▼ 6 from last survey

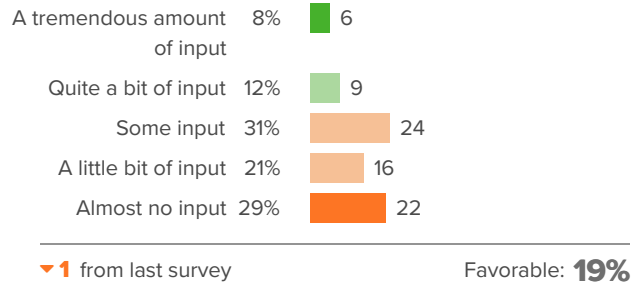
Favorable: **18%**



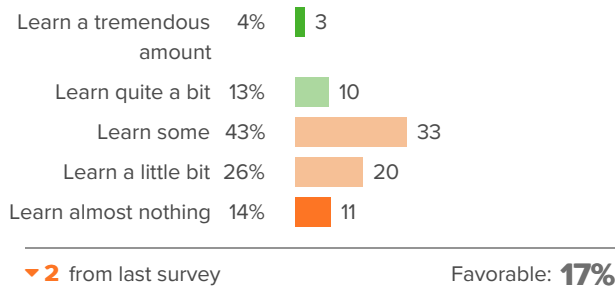
Q.5: How relevant have your social-emotional learning (SEL) professional development opportunities been to the content that you teach?



Q.6: Thinking of social-emotional learning (SEL) in particular, how much input do you have into individualizing your own professional development opportunities?



Q.7: Overall, how much do you learn about supporting your students' social-emotional learning (SEL) from the leaders at your school?





Resources for Student Support

Your average

65%

80 responses

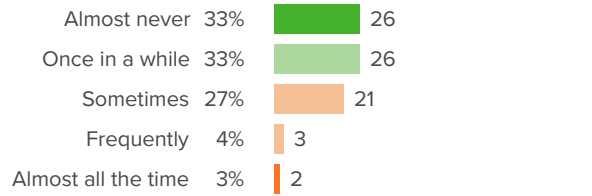
Change

▲ 1

since last survey

How did people respond?

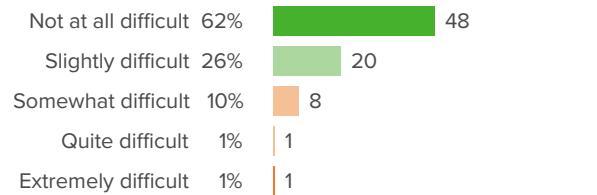
Q.1: When students need help from an adult, how often do they have to wait to get that help?



▼ 2 from last survey

Favorable: **67%**

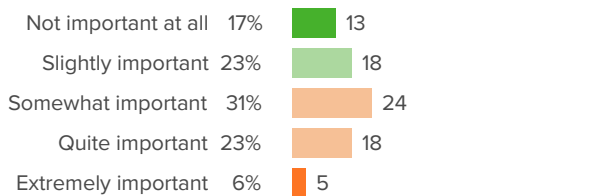
Q.2: For students who need extra support, how difficult is it for them to get the support that they need?



▼ 5 from last survey

Favorable: **87%**

Q.3: How important is it for your school to hire more specialists to help students?



▲ 8 from last survey

Favorable: **40%**



Teacher Self-Reflection

Your average

81%

80 responses

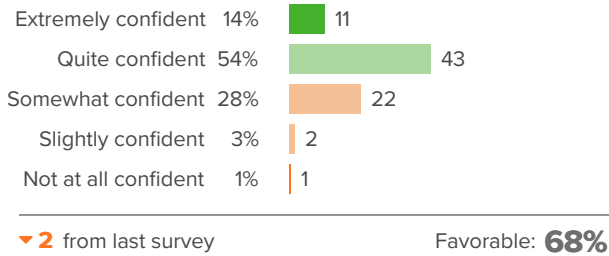
Change

▲ 3

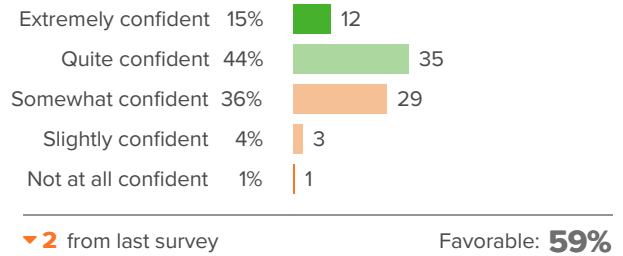
since last survey

How did people respond?

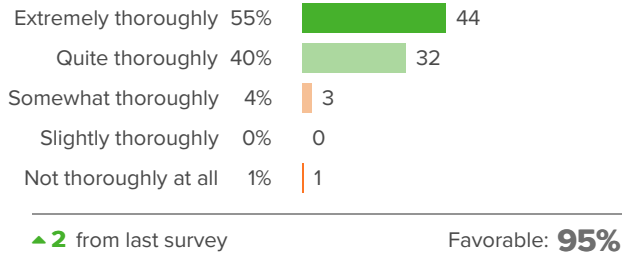
Q.1: How confident are you that you can engage students who typically are not motivated?



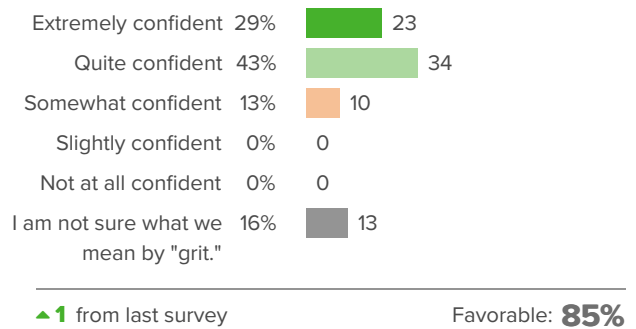
Q.2: How confident are you that you can help your school's most challenging students to learn?



Q.3: How thoroughly do you feel that you know all the content you need to teach?

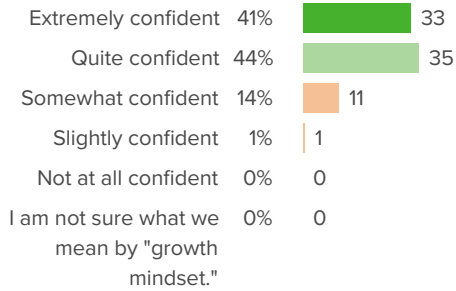


Q.4: Thinking about grit in particular, how confident are you that you can support your students' growth and development?



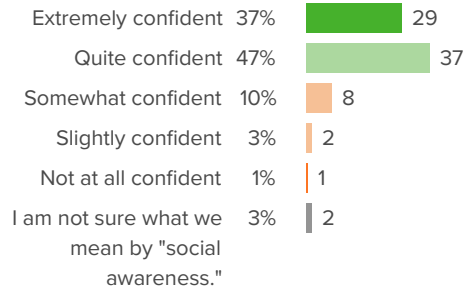


Q.5: Thinking about growth mindset in particular, how confident are you that you can support your students' growth and development?



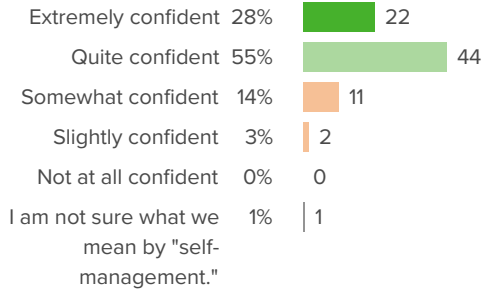
▼ 1 from last survey Favorable: **85%**

Q.6: Thinking about social awareness in particular, how confident are you that you can support your students' growth and development?



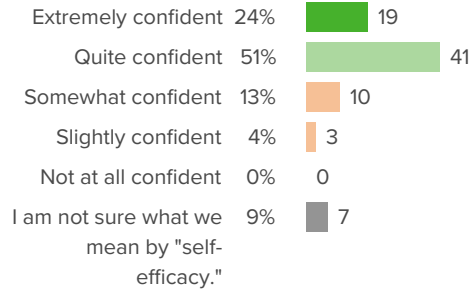
▲ 10 from last survey Favorable: **86%**

Q.7: Thinking about self-management in particular, how confident are you that you can support your students' growth and development?



▲ 4 from last survey Favorable: **84%**

Q.8: Thinking about self-efficacy in particular, how confident are you that you can support your students' growth and development?



▲ 8 from last survey Favorable: **82%**



Well-being

Your average

65%

80 responses

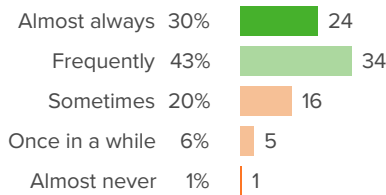
Change

0

since last survey

How did people respond?

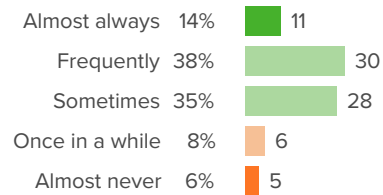
Q.1: During the past week, how often did you feel engaged at work?



▼ 6 from last survey

Favorable: **73%**

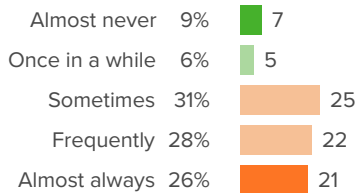
Q.2: During the past week, how often did you feel excited at work?



▲ 6 from last survey

Favorable: **86%**

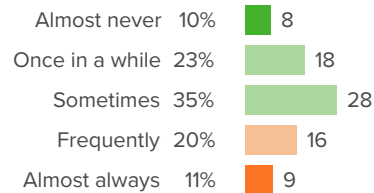
Q.3: During the past week, how often did you feel exhausted at work?



▼ 4 from last survey

Favorable: **15%**

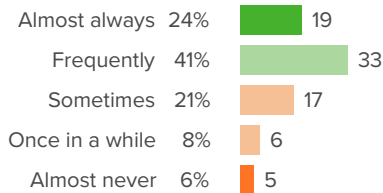
Q.4: During the past week, how often did you feel frustrated at work?



▲ 0 from last survey

Favorable: **68%**

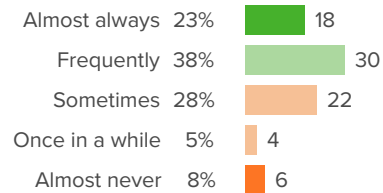
Q.5: During the past week, how often did you feel happy at work?



▲ 0 from last survey

Favorable: **65%**

Q.6: During the past week, how often did you feel hopeful at work?

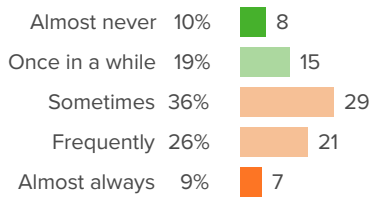


▲ 6 from last survey

Favorable: **60%**

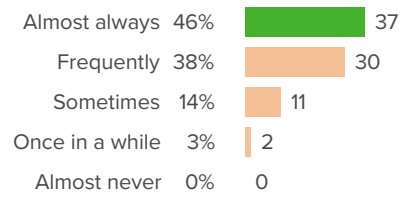


Q.7: During the past week, how often did you feel overwhelmed at work?



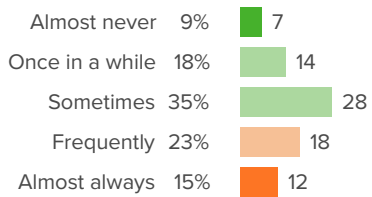
▲ 5 from last survey Favorable: **29%**

Q.8: During the past week, how often did you feel safe at work?



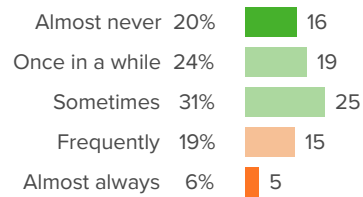
▼ 10 from last survey Favorable: **46%**

Q.9: During the past week, how often did you feel stressed out at work?



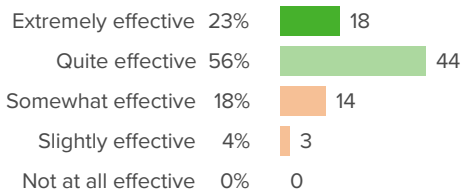
▲ 4 from last survey Favorable: **62%**

Q.10: During the past week, how often did you feel worried at work?



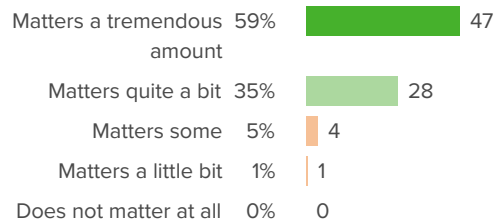
▼ 4 from last survey Favorable: **75%**

Q.11: How effective do you feel at your job right now?



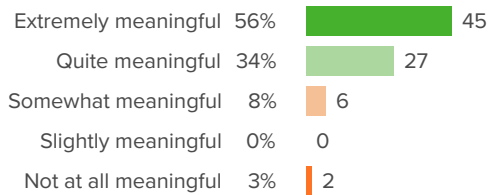
▲ 0 from last survey Favorable: **78%**

Q.12: How much does your work matter to you?



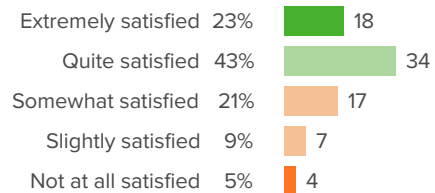
▲ 2 from last survey Favorable: **94%**

Q.13: How meaningful for you is the work that you do?



▼ 2 from last survey Favorable: **90%**

Q.14: Overall, how satisfied are you with your job right now?



▲ 5 from last survey Favorable: **65%**