



# GCIT

Teacher Measures





SY2019-20 GCIT Social & Emotional Learning Survey Fall



Report created by  
Panorama Education



# Summary

Topic Description	Results	Benchmark
<p><b>Professional Learning About SEL</b></p> <p>Perceptions of the amount and quality of professional growth and learning opportunities available to faculty related to social-emotional learning.</p>	26%	 <p>0th - 19th percentile compared to others nationally</p>
<p><b>Resources for Student Support</b></p> <p>Perceptions of the adequacy of the school's resources for student support.</p>	65%	 <p>80th - 99th percentile compared to others nationally</p>
<p><b>School Climate</b></p> <p>Perceptions of the overall social and learning climate of the school.</p>	45%	 <p>0th - 19th percentile compared to others nationally</p>
<p><b>Teacher Self-Reflection</b></p> <p>Faculty perceptions of their professional strengths and areas for growth related to social-emotional learning.</p>	75%	 <p>40th - 59th percentile compared to others nationally</p>

80 responses



# Professional Learning About SEL

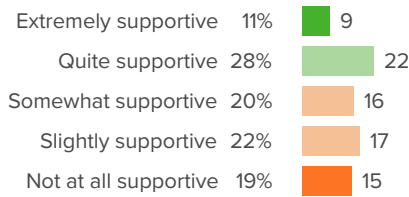
Your average

# 26%

80 responses

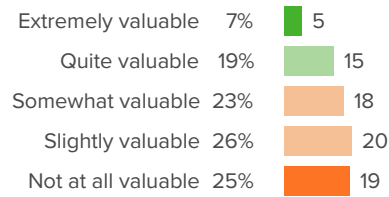
## How did people respond?

**Q.1: In terms of social-emotional learning (SEL) in particular, how supportive has the school been of your growth as a teacher?**



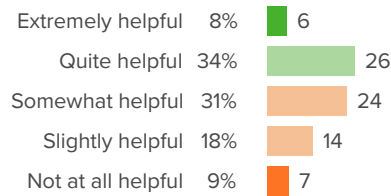
Favorable: **39%**

**Q.2: At your school, how valuable are the social-emotional learning (SEL) professional development opportunities?**



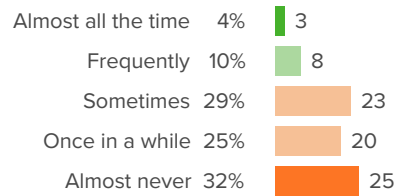
Favorable: **26%**

**Q.3: When it comes to social-emotional learning (SEL), how helpful are your colleagues' ideas for improving your teaching?**



Favorable: **42%**

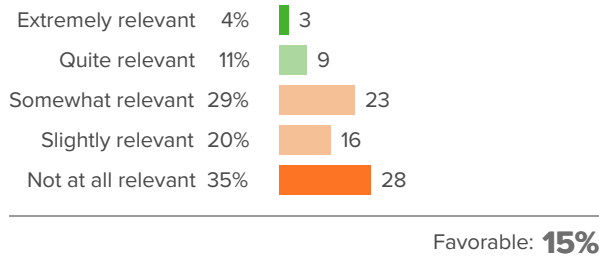
**Q.4: How often do your social-emotional learning (SEL) professional development opportunities help you explore new ideas?**



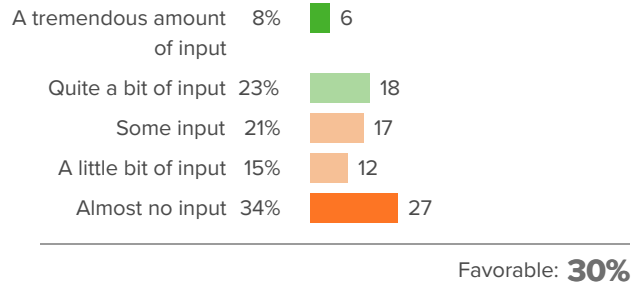
Favorable: **14%**



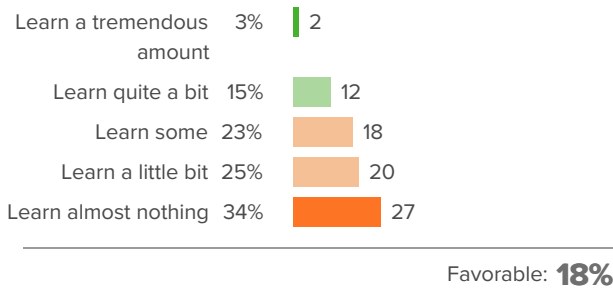
**Q.5: How relevant have your social-emotional learning (SEL) professional development opportunities been to the content that you teach?**



**Q.6: Thinking of social-emotional learning (SEL) in particular, how much input do you have into individualizing your own professional development opportunities?**



**Q.7: Overall, how much do you learn about supporting your students' social-emotional learning (SEL) from the leaders at your school?**





# Resources for Student Support

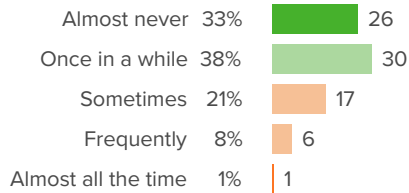
Your average

# 65%

80 responses

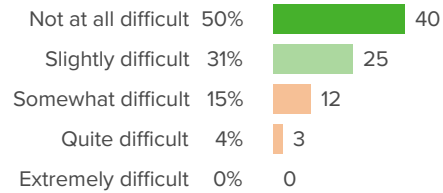
## How did people respond?

**Q.1: When students need help from an adult, how often do they have to wait to get that help?**



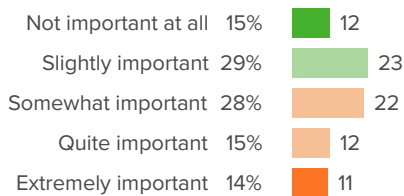
Favorable: **70%**

**Q.2: For students who need extra support, how difficult is it for them to get the support that they need?**



Favorable: **81%**

**Q.3: How important is it for your school to hire more specialists to help students?**



Favorable: **44%**



# School Climate

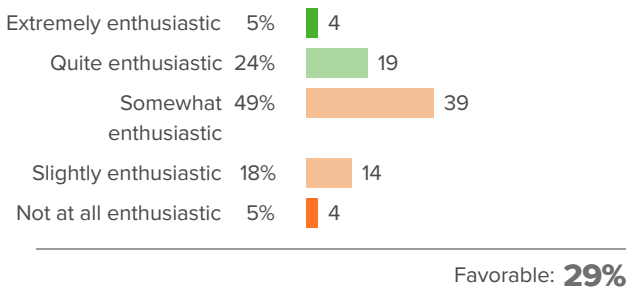
Your average

# 45%

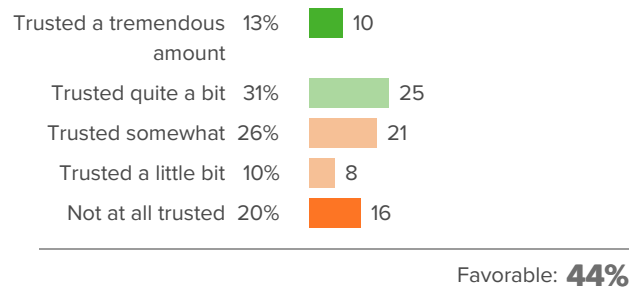
80 responses

## How did people respond?

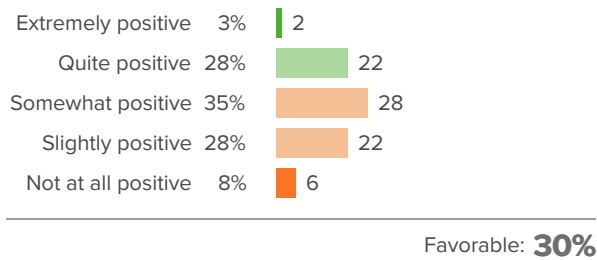
### Q.1: On most days, how enthusiastic are the students about being at school?



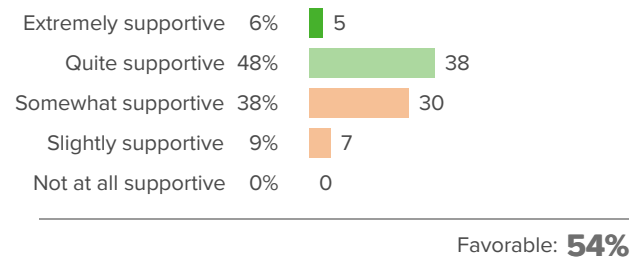
### Q.2: To what extent are teachers trusted to teach in the way they think is best?



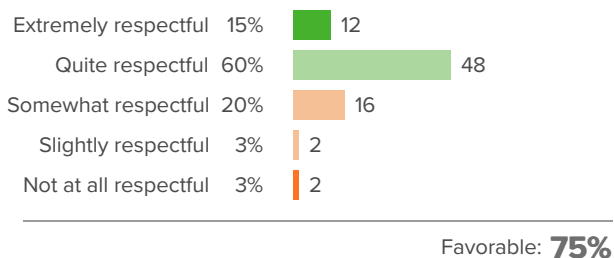
### Q.3: How positive are the attitudes of your colleagues?



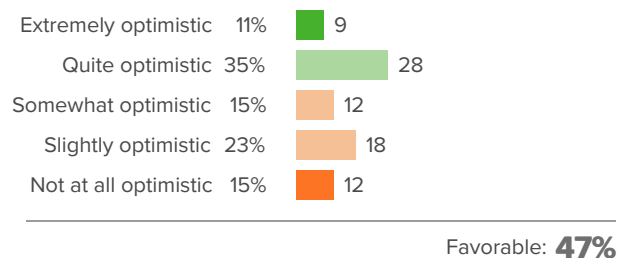
### Q.4: How supportive are students in their interactions with each other?



### Q.5: How respectful are the relationships between teachers and students?

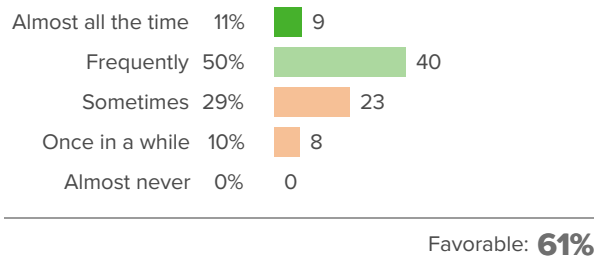


### Q.6: How optimistic are you that your school will improve in the future?

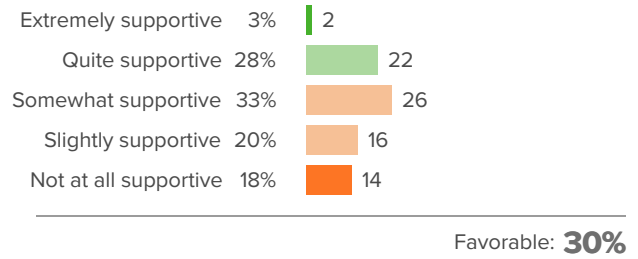




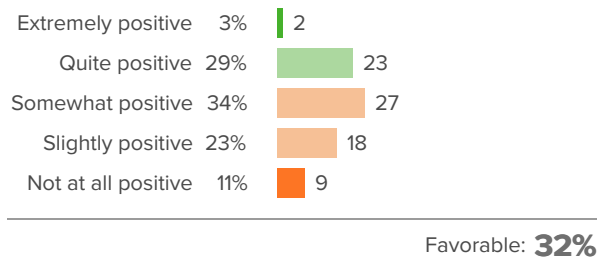
**Q.7: How often do you see students helping each other without being prompted?**



**Q.8: When new initiatives to improve teaching are presented at your school, how supportive are your colleagues?**



**Q.9: Overall, how positive is the working environment at your school?**





# Teacher Self-Reflection

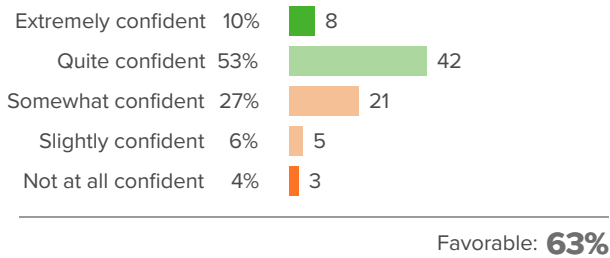
Your average

# 75%

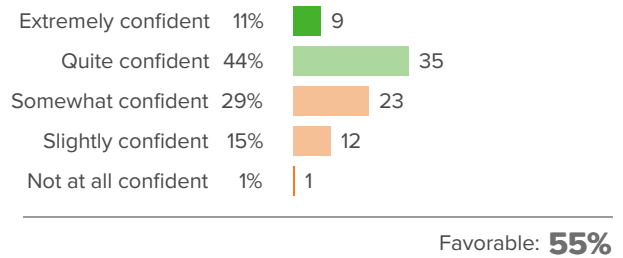
80 responses

## How did people respond?

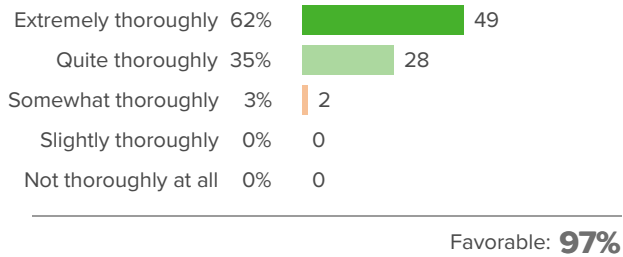
### Q.1: How confident are you that you can engage students who typically are not motivated?



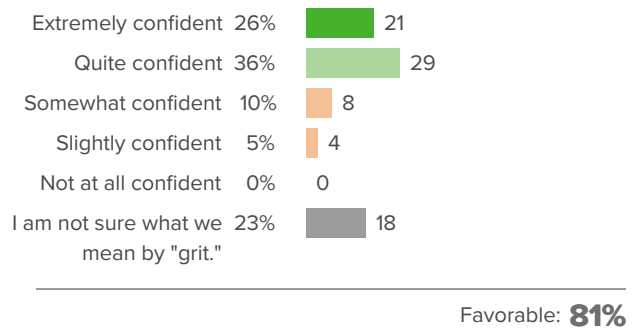
### Q.2: How confident are you that you can help your school's most challenging students to learn?



### Q.3: How thoroughly do you feel that you know all the content you need to teach?



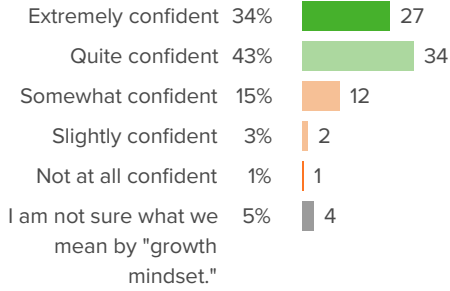
### Q.4: Thinking about grit in particular, how confident are you that you can support your students' growth and development?





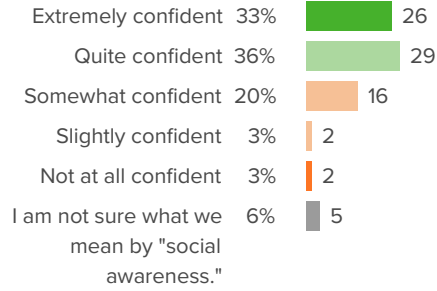


**Q.5: Thinking about growth mindset in particular, how confident are you that you can support your students' growth and development?**



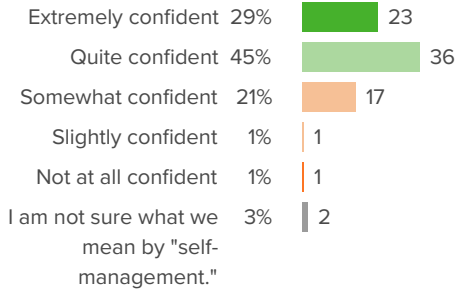
Favorable: **80%**

**Q.6: Thinking about social awareness in particular, how confident are you that you can support your students' growth and development?**



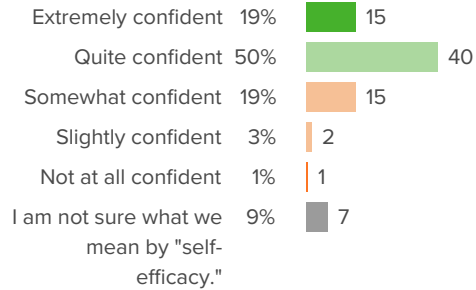
Favorable: **73%**

**Q.7: Thinking about self-management in particular, how confident are you that you can support your students' growth and development?**



Favorable: **76%**

**Q.8: Thinking about self-efficacy in particular, how confident are you that you can support your students' growth and development?**



Favorable: **75%**