



GCIT

Grades 6-12

SY 2021-2022 Post Surveys/Students - May 2022



Report created by
Panorama Education



Summary

Topic Description	Results	Benchmark
<p>School Belonging</p> <p>How much students feel that they are valued members of the school community.</p>	<p>30%</p> <p>▼ 4</p> <p>since last survey</p>	<p>0th - 19th percentile compared to others nationally</p>
<p>School Climate</p> <p>Perceptions of the overall social and learning climate of the school.</p>	<p>36%</p> <p>▼ 11</p> <p>since last survey</p>	<p>0th - 19th percentile compared to others nationally</p>
<p>School Engagement</p> <p>How attentive and invested students are in school.</p>	<p>22%</p> <p>▼ 4</p> <p>since last survey</p>	<p>0th - 19th percentile compared to others nationally</p>
<p>School Rigorous Expectations</p> <p>How much students feel that their teachers hold them to high expectations around effort, understanding, persistence, and performance in class.</p>	<p>48%</p> <p>▼ 8</p> <p>since last survey</p>	<p>0th - 19th percentile compared to others nationally</p>
<p>School Safety</p> <p>Perceptions of student physical and psychological safety at school.</p>	<p>59%</p> <p>▼ 11</p> <p>since last survey</p>	<p>40th - 59th percentile compared to others nationally</p>
<p>School Teacher-Student Relationships</p> <p>How strong the social connection is between teachers and students within and beyond the school.</p>	<p>43%</p> <p>▼ 5</p> <p>since last survey</p>	<p>0th - 19th percentile compared to others nationally</p>

690 responses



School Belonging

Your average

30%

690 responses

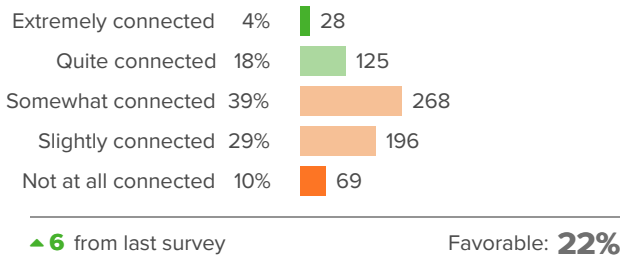
Change

▼ 4

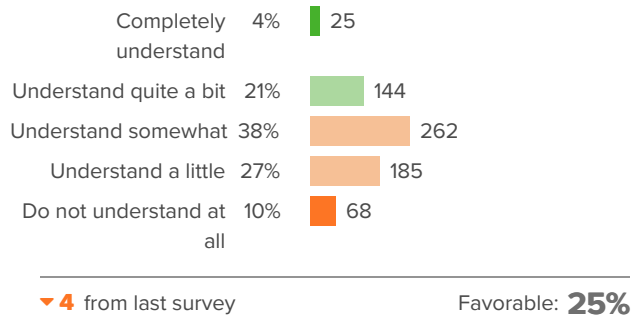
since last survey

How did people respond?

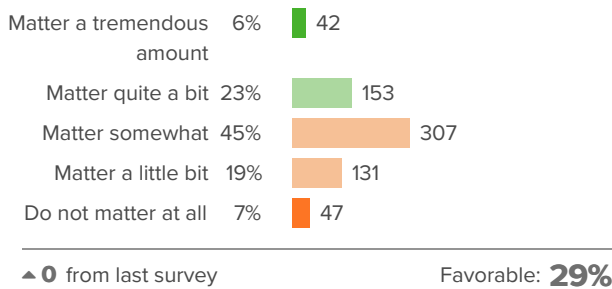
Q.1: How connected do you feel to the adults at your school?



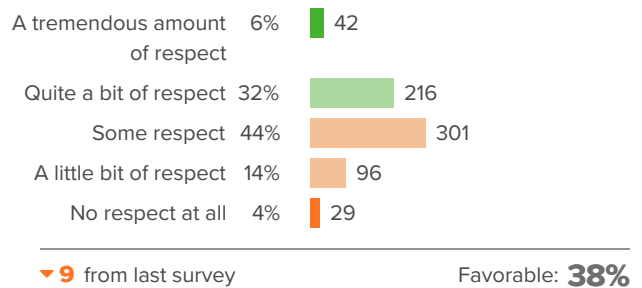
Q.2: How well do people at your school understand you as a person?



Q.3: How much do you matter to others at this school?

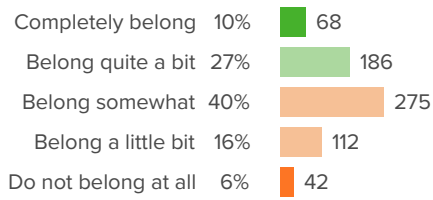


Q.4: How much respect do students in your school show you?





Q.5: Overall, how much do you feel like you belong at your school?



▼ **13** from last survey

Favorable: **37%**



School Climate

Your average

36%

690 responses

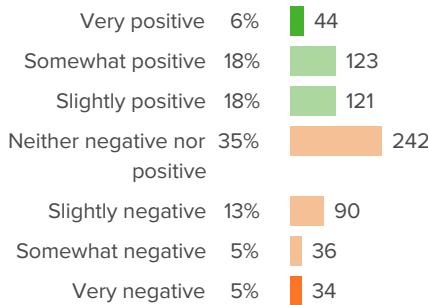
Change

▼ 11

since last survey

How did people respond?

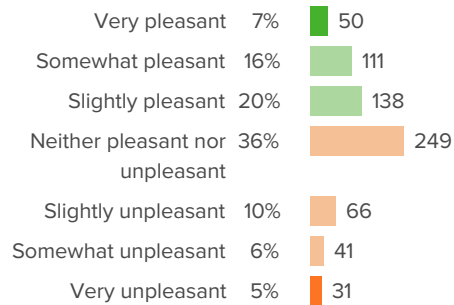
Q.1: How positive or negative is the energy of the school?



▼ 12 from last survey

Favorable: **42%**

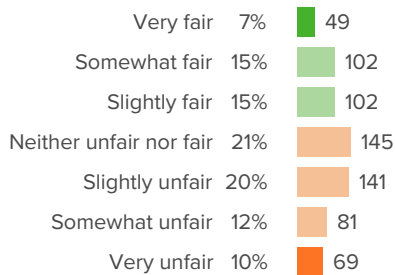
Q.2: How pleasant or unpleasant is the physical space at your school?



▼ 13 from last survey

Favorable: **44%**

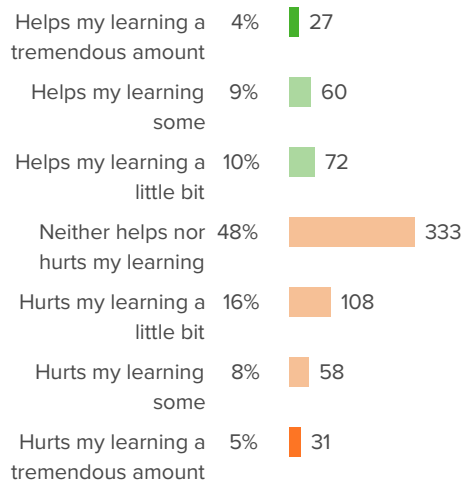
Q.3: How fair or unfair are the rules for the students at this school?



▼ 8 from last survey

Favorable: **37%**

Q.4: At your school, how much does the behavior of other students hurt or help your learning?

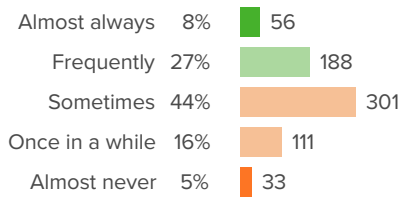


▼ 5 from last survey

Favorable: **23%**



Q.5: How often do your teachers seem excited to be teaching your classes?



▼ **15** from last survey

Favorable: **35%**



School Engagement

Your average

22%

690 responses

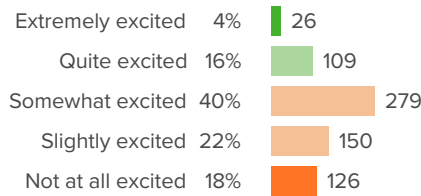
Change

▼ **4**

since last survey

How did people respond?

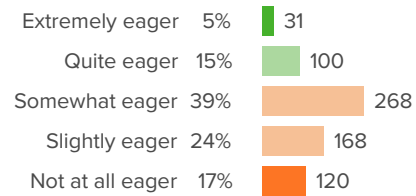
Q.1: How excited are you about going to your classes?



▼ 1 from last survey

Favorable: **20%**

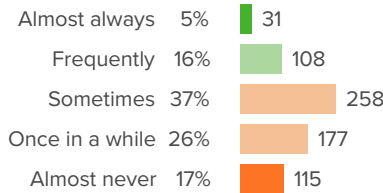
Q.2: In your classes, how eager are you to participate?



▼ 4 from last survey

Favorable: **19%**

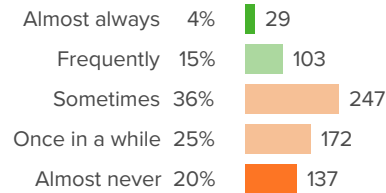
Q.3: How often do you get so focused on activities in your classes that you lose track of time?



▼ 8 from last survey

Favorable: **20%**

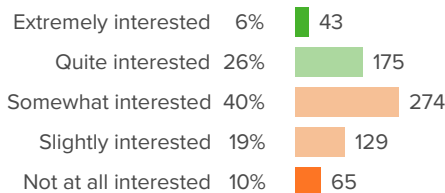
Q.4: When you are not in school, how often do you talk about ideas from your classes?



▼ 1 from last survey

Favorable: **19%**

Q.5: Overall, how interested are you in your classes?



▼ 5 from last survey

Favorable: **32%**



School Rigorous Expectations

Your average

48%

690 responses

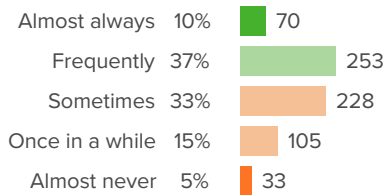
Change

▼ **8**

since last survey

How did people respond?

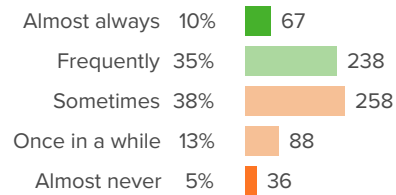
Q.1: How often do your teachers take time to make sure you understand the material?



▼ **3** from last survey

Favorable: **47%**

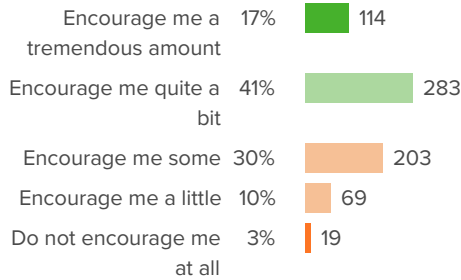
Q.2: How often do your teachers make you explain your answers?



▼ **8** from last survey

Favorable: **44%**

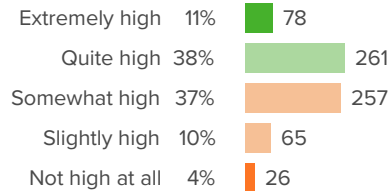
Q.3: How much do your teachers encourage you to do your best?



▼ **7** from last survey

Favorable: **58%**

Q.4: Overall, how high are your teachers' expectations of you?

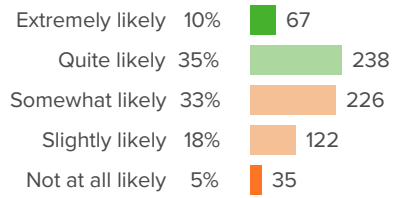


▼ **8** from last survey

Favorable: **49%**



Q.5: When you feel like giving up on a difficult task, how likely is it that your teachers will make you keep trying?



▼ **11** from last survey

Favorable: **44%**



School Safety

Your average

59%

690 responses

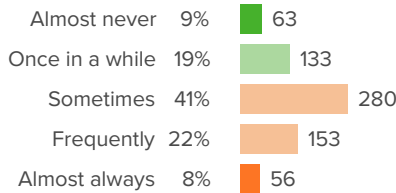
Change

▼ 11

since last survey

How did people respond?

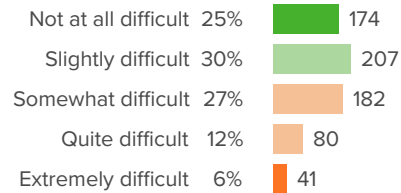
Q.1: How often are people disrespectful to others at your school?



▼ 8 from last survey

Favorable: **29%**

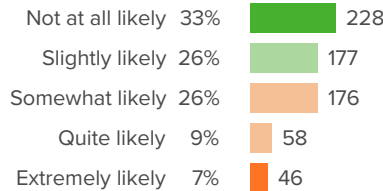
Q.2: If a student is bullied in school, how difficult is it for him/her to get help from an adult?



▼ 7 from last survey

Favorable: **56%**

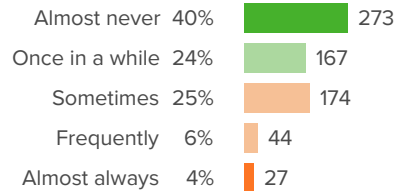
Q.3: How likely is it that someone from your school will bully you online?



▼ 14 from last survey

Favorable: **59%**

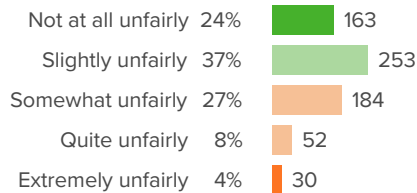
Q.4: How often do you worry about violence at your school?



▼ 18 from last survey

Favorable: **64%**

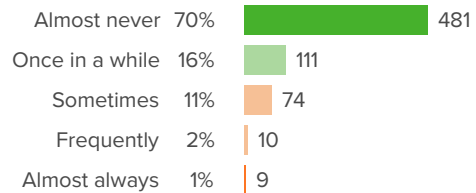
Q.5: At your school, how unfairly do the adults treat the students?



▼ 10 from last survey

Favorable: **61%**

Q.6: How often do students get into physical fights at your school?



▼ 8 from last survey

Favorable: **86%**



School Teacher-Student Relationships

Your average

43%

690 responses

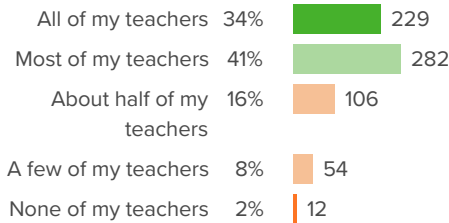
Change

▼ **5**

since last survey

How did people respond?

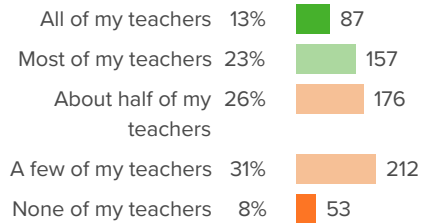
Q.1: How many of your teachers are respectful towards you?



▼ **8** from last survey

Favorable: **75%**

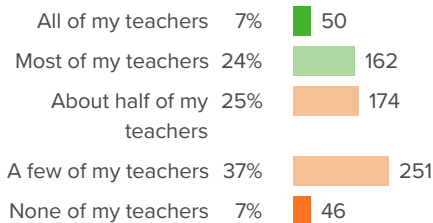
Q.2: If you walked into class upset, how many of your teachers would be concerned?



▼ **7** from last survey

Favorable: **36%**

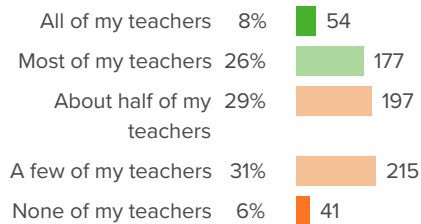
Q.3: If you came back to visit class three years from now, how many of your teachers would be excited to see you?



▼ **2** from last survey

Favorable: **31%**

Q.4: When your teachers ask how you are doing, how many of them are really interested in your answer?



▼ **7** from last survey

Favorable: **34%**



Q.5: How many of your teachers would you be excited to have again in the future?

