



GCIT

Grades 6-12







SY2020-21 GCIT School Climate and Culture Survey Fall



Report created by
Panorama Education



Summary

Topic Description	Results	Benchmark
<p>School Belonging</p> <p>How much students feel that they are valued members of the school community.</p>	<p>37%</p> <p>▼ 2</p> <p>since last survey</p>	 <p>0th - 19th percentile compared to others nationally</p>
<p>School Climate</p> <p>Perceptions of the overall social and learning climate of the school.</p>	<p>58%</p> <p>▲ 14</p> <p>since last survey</p>	 <p>20th - 39th percentile compared to others nationally</p>
<p>School Engagement</p> <p>How attentive and invested students are in school.</p>	<p>29%</p> <p>▲ 1</p> <p>since last survey</p>	 <p>0th - 19th percentile compared to others nationally</p>
<p>School Rigorous Expectations</p> <p>How much students feel that their teachers hold them to high expectations around effort, understanding, persistence, and performance in class.</p>	<p>61%</p> <p>▲ 3</p> <p>since last survey</p>	 <p>0th - 19th percentile compared to others nationally</p>
<p>School Safety</p> <p>Perceptions of student physical and psychological safety at school.</p>	<p>82%</p> <p>▲ 17</p> <p>since last survey</p>	 <p>80th - 99th percentile compared to others nationally</p>
<p>School Teacher-Student Relationships</p> <p>How strong the social connection is between teachers and students within and beyond the school.</p>	<p>59%</p> <p>▲ 11</p> <p>since last survey</p>	 <p>20th - 39th percentile compared to others nationally</p>

469 responses



School Belonging

Your average

37%

469 responses

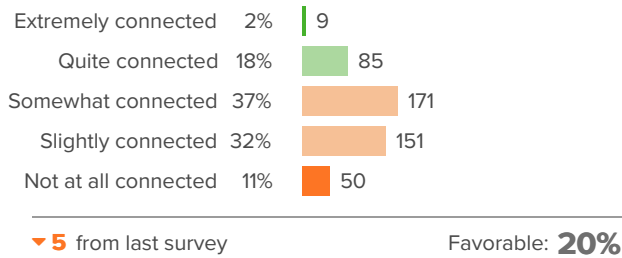
Change

▼ 2

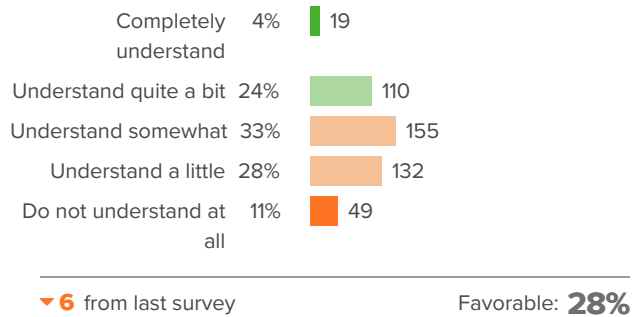
since last survey

How did people respond?

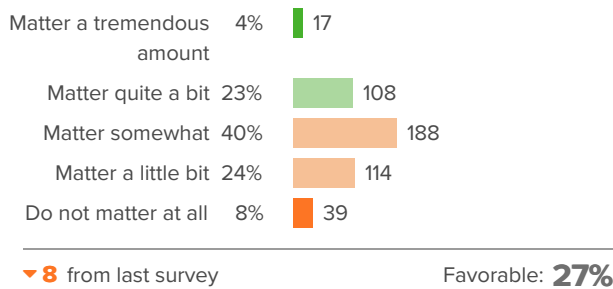
Q.1: How connected do you feel to the adults at your school?



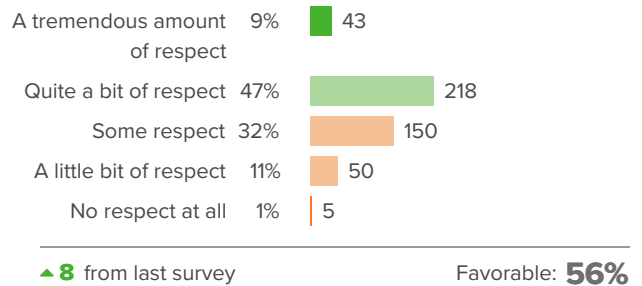
Q.2: How well do people at your school understand you as a person?



Q.3: How much do you matter to others at this school?

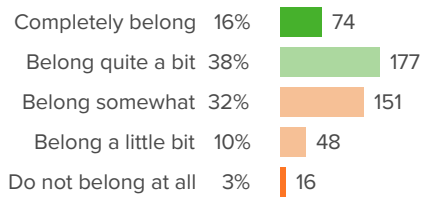


Q.4: How much respect do students in your school show you?





Q.5: Overall, how much do you feel like you belong at your school?



▲ 0 from last survey

Favorable: **54%**



School Climate

Your average

58%

469 responses

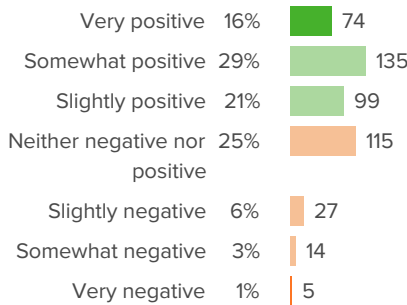
Change

▲ 14

since last survey

How did people respond?

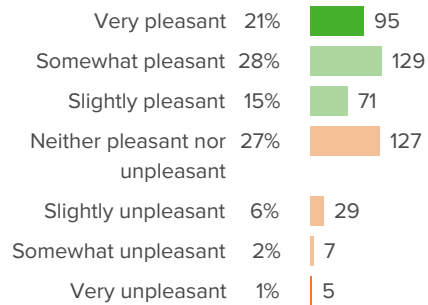
Q.1: How positive or negative is the energy of the school?



▲ 12 from last survey

Favorable: **66%**

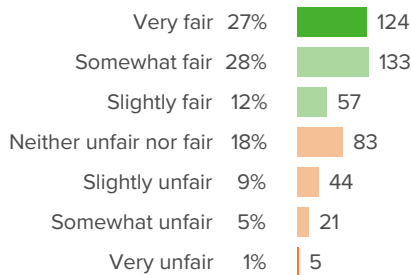
Q.2: How pleasant or unpleasant is the physical space at your school?



▲ 9 from last survey

Favorable: **64%**

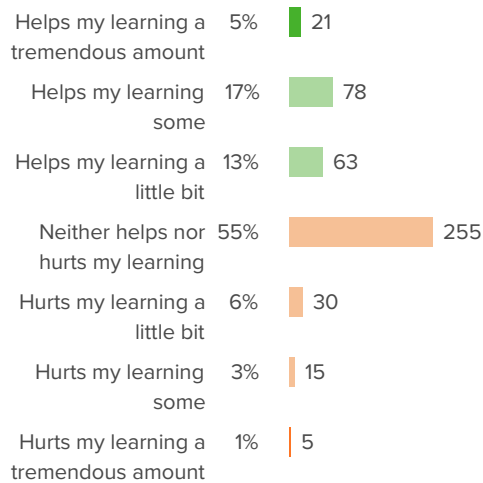
Q.3: How fair or unfair are the rules for the students at this school?



▲ 27 from last survey

Favorable: **67%**

Q.4: At your school, how much does the behavior of other students hurt or help your learning?

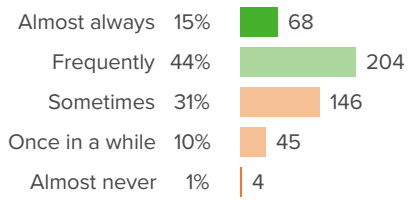


▲ 9 from last survey

Favorable: **35%**



Q.5: How often do your teachers seem excited to be teaching your classes?



▲ 13 from last survey

Favorable: **58%**



School Engagement

Your average

29%

469 responses

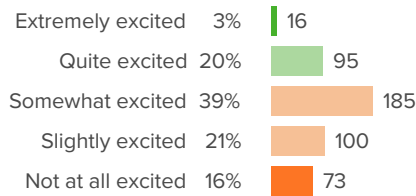
Change

▲ 1

since last survey

How did people respond?

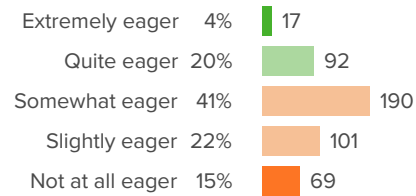
Q.1: How excited are you about going to your classes?



▲ 1 from last survey

Favorable: **24%**

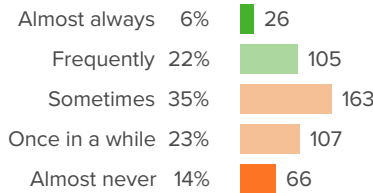
Q.2: In your classes, how eager are you to participate?



▼ 3 from last survey

Favorable: **23%**

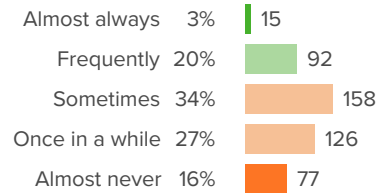
Q.3: How often do you get so focused on activities in your classes that you lose track of time?



▼ 6 from last survey

Favorable: **28%**

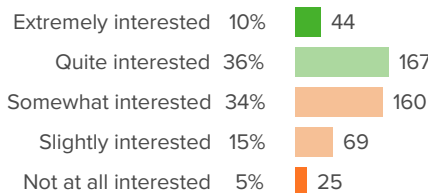
Q.4: When you are not in school, how often do you talk about ideas from your classes?



▲ 2 from last survey

Favorable: **23%**

Q.5: Overall, how interested are you in your classes?



▲ 7 from last survey

Favorable: **45%**



School Rigorous Expectations

Your average

61%

469 responses

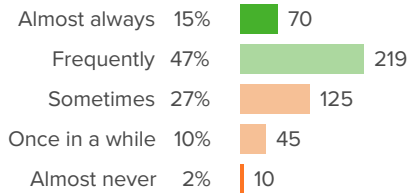
Change

▲ 3

since last survey

How did people respond?

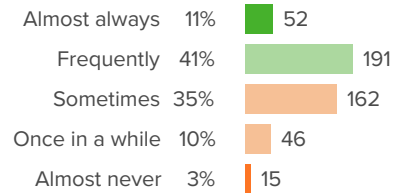
Q.1: How often do your teachers take time to make sure you understand the material?



▲ 13 from last survey

Favorable: **62%**

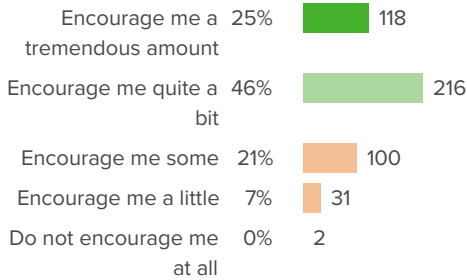
Q.2: How often do your teachers make you explain your answers?



▼ 5 from last survey

Favorable: **52%**

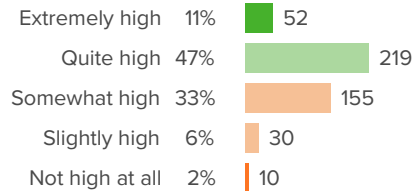
Q.3: How much do your teachers encourage you to do your best?



▲ 8 from last survey

Favorable: **72%**

Q.4: Overall, how high are your teachers' expectations of you?

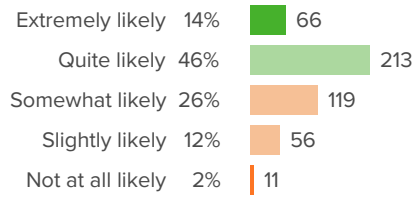


▼ 6 from last survey

Favorable: **58%**



Q.5: When you feel like giving up on a difficult task, how likely is it that your teachers will make you keep trying?



▲ 6 from last survey

Favorable: **60%**



School Safety

Your average

82%

469 responses

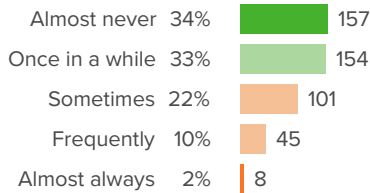
Change

▲ 17

since last survey

How did people respond?

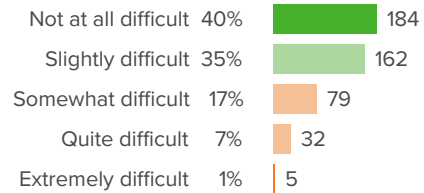
Q.1: How often are people disrespectful to others at your school?



▲ 37 from last survey

Favorable: **67%**

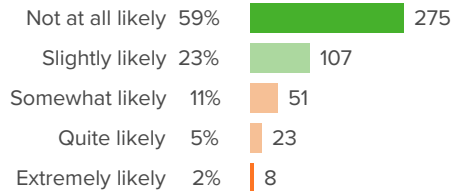
Q.2: If a student is bullied in school, how difficult is it for him/her to get help from an adult?



▲ 11 from last survey

Favorable: **75%**

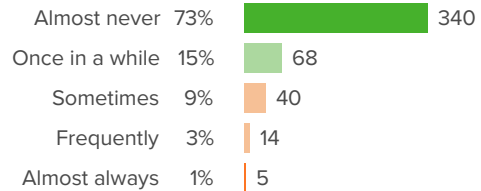
Q.3: How likely is it that someone from your school will bully you online?



▲ 8 from last survey

Favorable: **82%**

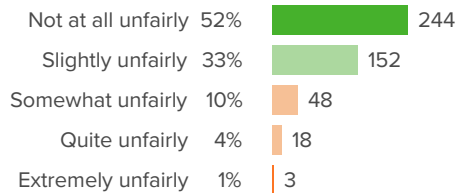
Q.4: How often do you worry about violence at your school?



▲ 15 from last survey

Favorable: **87%**

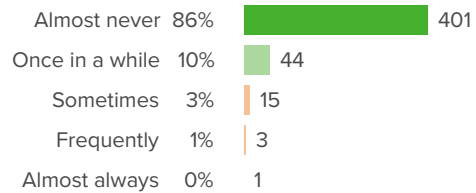
Q.5: At your school, how unfairly do the adults treat the students?



▲ 24 from last survey

Favorable: **85%**

Q.6: How often do students get into physical fights at your school?



▲ 8 from last survey

Favorable: **96%**



School Teacher-Student Relationships

Your average

59%

469 responses

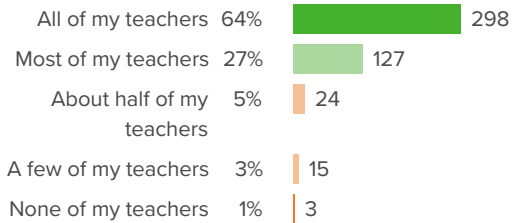
Change

▲ 11

since last survey

How did people respond?

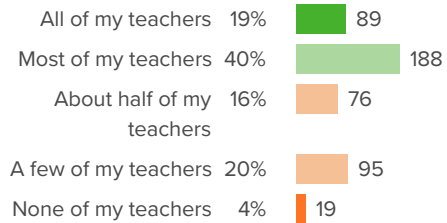
Q.1: How many of your teachers are respectful towards you?



▲ 11 from last survey

Favorable: **91%**

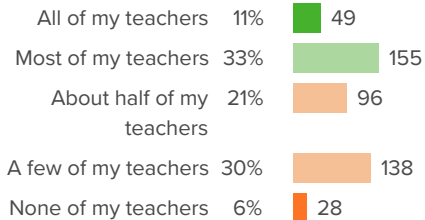
Q.2: If you walked into class upset, how many of your teachers would be concerned?



▲ 14 from last survey

Favorable: **59%**

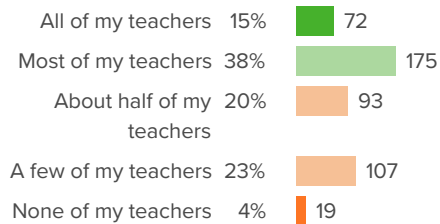
Q.3: If you came back to visit class three years from now, how many of your teachers would be excited to see you?



▲ 7 from last survey

Favorable: **44%**

Q.4: When your teachers ask how you are doing, how many of them are really interested in your answer?

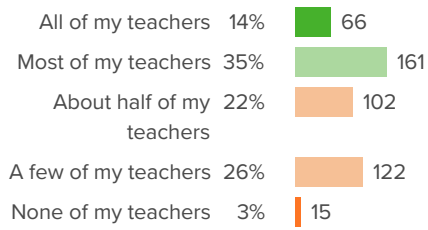


▲ 15 from last survey

Favorable: **53%**



Q.5: How many of your teachers would you be excited to have again in the future?



▲ 8 from last survey

Favorable: **49%**