

Parent Survey for Schools - 2017-08-27

run on 08/27/2017



surveys





Report Filters

School:

N/A

Race:

N/A

Grade:

N/A

Gender:

N/A

Ethnicity:

N/A

Tag:

N/A




AdvancED Certified Content

Report Summary

Overall Score: 4.13

Network Average: 4.02

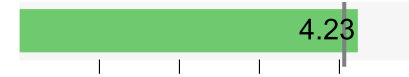


By Survey Section

Section Score | Network Average

Purpose and Direction: 4.23

Network Average: 4.06



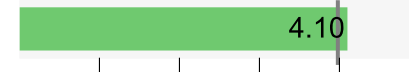
Governance and Leadership: 4.14

Network Average: 3.96



Teaching and Assessing for Learning: 4.1

Network Average: 3.98



Resources and Support Systems: 4.13

Network Average: 4.05



Using Results for Continuous Improvement: 4.15

Network Average: 4.01





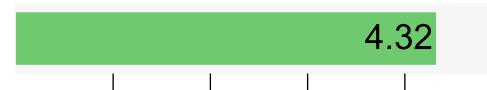
AdvancED Certified Content

Highest Scoring Items

D3: Our school has high expectations for students in all classes.



C1: Our school's purpose statement is clearly focused on student success.




E10: My child knows the expectations for learning in all classes.



C3: Our school has established goals and a plan for improving student learning.



F3: Our school provides a safe learning environment.





AdvancED Certified Content

Lowest Scoring Items

D2: Our school's governing body does not interfere with the operation or leadership of our school.



E7: All of my child's teachers keep me informed regularly of how my child is being graded.



E4: All of my child's teachers meet his/her learning needs by individualizing instruction.



F8: Our school ensures the effective use of financial resources.



E14: My child has access to support services based on his/her identified needs.





AdvancED Certified Content

Demographics

Number of Responses | Percentages of Total Responses

1. Gender

Male	472	24%
Female	1,522	76%

1994 responses

2. Race

American Indian or Alaska Native	1	1%
Asian	32	4%
Black or African American	1,365	70%
Native Hawaiian or Other Pacific Islander	1	1%
White	246	13%
Two or more races	225	11%

1958 responses

3. Ethnicity

Hispanic	371	19%
Not Hispanic or Latino	1,547	81%

1918 responses

4. Grade

Pre-K	5	2%
K	180	9%
1st grade	146	7%
2nd grade	123	6%
3rd grade	163	8%
4th grade	188	9%
5th grade	249	12%
6th grade	164	8%
7th grade	142	7%
8th grade	159	8%
9th grade	126	6%
10th grade	10	5%

11th grade

03 5%

12th grade

124 6%

2012 responses

C. Purpose and Direction

Section score: 4.23 Network average: 4.06

	Strongly Agree	Agree	Neutral	Disagree	Strongly Disagree	Not Applicable
	5	4	3	2	1	
	Number of Responses					
	Percentage of Total Responses					
1. Our school's purpose statement is clearly focused on student success.	831	807	175	20	22	13
	44%	43%	9%	1%	1%	1%
	1868 responses					
2. Our school's purpose statement is formally reviewed and revised with involvement from parents.	673	782	308	44	25	36
	36%	42%	16%	2%	1%	2%
	1868 responses					
3. Our school has established goals and a plan for improving student learning.	780	765	237	49	17	20
	42%	41%	13%	3%	1%	1%
	1868 responses					

D. Governance and Leadership

Section score: 4.14 Network average: 3.96

	Strongly Agree	Agree	Neutral	Disagree	Strongly Disagree	Not Applicable
	5	4	3	2	1	
	Number of Responses					
	Percentage of Total Responses					
1. Our school's governing body operates responsibly and functions effectively.	596	779	305	50	24	28
	33%	44%	17%	3%	1%	2%
	1782 responses					
2. Our school's governing body does not interfere with the operation or leadership of our school.	492	706	445	54	34	51
	28%	40%	25%	3%	2%	3%
	1782 responses					
3. Our school has high expectations for students in all classes.	833	715	151	45	24	14
	47%	40%	8%	3%	1%	1%
	1782 responses					
4. Our school shares responsibility for student learning with its stakeholders.	651	711	308	40	25	47
	37%	40%	17%	2%	1%	3%
	1782 responses					
5. Our school communicates effectively about the school's goals and activities.	739	743	195	57	34	14
	41%	42%	11%	3%	2%	1%
	1782 responses					
6. Our school provides opportunities for stakeholders to be involved in the school.	639	717	311	34	19	62
	36%	40%	17%	2%	1%	3%
	1782 responses					

E. Teaching and Assessing for Learning

Section score: 4.1 Network average: 3.98

	Strongly Agree	Agree	Neutral	Disagree	Strongly Disagree	Not Applicable
	5	4	3	2	1	
	Number of Responses					
	Percentage of Total Responses					
1. All of my child's teachers provide an equitable curriculum that meets his/her learning needs.	634	726	230	46	27	17
	38%	43%	14%	3%	2%	1%
	1680 responses					
2. All of my child's teachers give work that challenges my child.	643	706	231	57	24	19
	38%	42%	14%	3%	1%	1%
	1680 responses					
3. All of my child's teachers use a variety of teaching strategies and learning activities.	616	684	280	55	23	22
	37%	41%	17%	3%	1%	1%
	1680 responses					
4. All of my child's teachers meet his/her learning needs by individualizing instruction.	552	639	324	102	36	27
	33%	38%	19%	6%	2%	2%
	1680 responses					
5. All of my child's teachers work as a team to help my child learn.	628	639	295	51	37	30
	37%	38%	18%	3%	2%	2%
	1680 responses					
6. All of my child's teachers help me to understand my child's progress.	624	628	290	64	36	38
	37%	37%	17%	4%	2%	2%
	1680 responses					
7. All of my child's teachers keep me informed regularly of how my child is being graded.	591	593	291	124	44	37

	35%	35%	17%	7%	3%	2%
	1680 responses					
8. All of my child's teachers report on my child's progress in easy to understand language.	639	671	248	49	34	39
	38%	40%	15%	3%	2%	2%
	1680 responses					
9. My child sees a relationship between what is being taught and his/her everyday life.	543	756	272	68	14	27
	32%	45%	16%	4%	1%	2%
	1680 responses					
10. My child knows the expectations for learning in all classes.	712	765	153	26	9	15
	42%	46%	9%	2%	1%	1%
	1680 responses					
11. My child has at least one adult advocate in the school.	571	675	296	60	27	51
	34%	40%	18%	4%	2%	3%
	1680 responses					
12. My child is given multiple assessments to measure his/her understanding of what was taught.	550	717	295	57	17	44
	33%	43%	18%	3%	1%	3%
	1680 responses					
13. My child has up-to-date computers and other technology to learn.	591	749	233	50	26	31
	35%	45%	14%	3%	2%	2%
	1680 responses					
14. My child has access to support services based on his/her identified needs.	551	702	302	58	23	44
	33%	42%	18%	3%	1%	3%
	1680 responses					

F. Resources and Support Systems

Section score: 4.13 Network average: 4.05

	Strongly Agree	Agree	Neutral	Disagree	Strongly Disagree	Not Applicable
	5	4	3	2	1	
	Number of Responses					
	Percentage of Total Responses					
1. Our school provides qualified staff members to support student learning.	609	710	235	35	24	17
	37%	44%	14%	2%	1%	1%
	1630 responses					
2. Our school provides an adequate supply of learning resources that are current and in good condition.	557	713	261	42	34	23
	34%	44%	16%	3%	2%	1%
	1630 responses					
3. Our school provides a safe learning environment.	650	732	169	45	23	11
	40%	45%	10%	3%	1%	1%
	1630 responses					
4. Our school provides students with access to a variety of information resources to support their learning.	587	745	234	26	18	20
	36%	46%	14%	2%	1%	1%
	1630 responses					
5. Our school provides excellent support services (e.g., counseling, and/or career planning).	557	664	266	60	41	42
	34%	41%	16%	4%	3%	3%
	1630 responses					
6. Our school provides opportunities for students to participate in activities that interest them.	566	741	222	55	22	24
	35%	45%	14%	3%	1%	1%
	1630 responses					
7. Our school ensures that the facilities support student learning.	576	756	220	45	15	18

	35%	46%	13%	3%	1%	1%
	1630 responses					
8. Our school ensures the effective use of financial resources.	497	625	383	50	27	48
	30%	38%	23%	3%	2%	3%
	1630 responses					
9. Our school ensures that instructional time is protected and interruptions are minimized.	575	713	275	29	19	19
	35%	44%	17%	2%	1%	1%
	1630 responses					

G. Using Results for Continuous Improvement

Section score: 4.15 Network average: 4.01

	Strongly Agree	Agree	Neutral	Disagree	Strongly Disagree	Not Applicable
	5	4	3	2	1	
	Number of Responses					
	Percentage of Total Responses					
1. Our school ensures that all staff members monitor and report the achievement of school goals.	555	700	271	35	22	25
	35%	44%	17%	2%	1%	2%
	1608 responses					
2. My child is prepared for success in the next school year.	652	638	231	34	24	29
	41%	40%	14%	2%	1%	2%
	1608 responses					
3. My child has administrators and teachers that monitor and inform me of his/her learning progress.	615	634	236	67	30	26
	38%	39%	15%	4%	2%	2%
	1608 responses					

H. Open-Ended Questions

1. What do you like best about our school?
2. What do you like least about our school?
3. What is one suggestion you would like to offer to improve our school?



Appendix

Schools

Adamson Middle School
Alfretta A. Harper Elementary School
B. C. Haynie Elementary School
Callaway Elementary School
Carrie D. Kendrick Middle School
Charles R. Drew High School
Church Street Elementary School
Clayton County School System
E. J. Swint Elementary School
E. W. Oliver Elementary School
East Clayton Elementary School
Eddie White K-8 Academy
Edwin S. Kemp Elementary School
Elite Scholars Academy
Forest Park High School
Forest Park Middle School
G. P. Babb Middle School
G. W. Northcutt Elementary School
George M. Kilpatrick Elementary School
Hawthorne Elementary School
J. E. Edmonds Elementary School
J. W. Arnold Elementary School
James A. Jackson Elementary School
James H. Brown Elementary School
Jewell C. Anderson Elementary School
Jonesboro High School
Jonesboro Middle School
Joseph H. Huie Elementary School
Kemp Primary School
Lake City Elementary School
Lake Ridge Elementary School

Lee Street Elementary School
Lillie E. Suder Elementary School
Lovejoy High School
Lovejoy Middle School
M. D. Roberts Middle School
Martha Ellen Stilwell School of the Arts
Martin Luther King, Jr. Elementary School
Morrow Elementary School
Morrow High School
Morrow Middle School
Mount Zion Elementary School
Mount Zion High School - Jonesboro
Mount Zion Primary
Mundy's Mill High School
Mundy's Mill Middle School
North Clayton High School
North Clayton Middle School
Open Campus & Career Learning Center (Eula Ponds Perry Center for Learning)
Pointe South Elementary School
Pointe South Middle School
Rex Mill Middle School
River's Edge Elementary School
Riverdale Elementary School
Riverdale High School
Riverdale Middle School
Roberta T. Smith Elementary School
Sequoyah Middle School
Tara Elementary School
Thurgood Marshall Elementary School
Unidos Dual Language School
W. A. Fountain Elementary School
William M. McGarrah Elementary School