

Elementary School Student Inventory - 2017-09-25

run on 09/25/2017



surveys



Report Filters

School:
N/A

Ethnicity:
N/A

Tag:
N/A

Grade:
N/A

Race:
N/A

Gender:
N/A

Term:
N/A

AdvancED Certified Content

Report Summary

Overall Score: 3.12

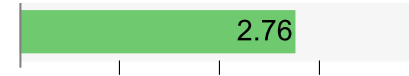
Network Average: 0.0



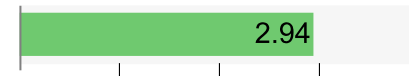
By Survey Section

Section Score | Network Average

Section 1: 2.76
 Network Average: 0.0



Section 2: 2.94
 Network Average: 0.0



Section 3: 3.21
 Network Average: 0.0

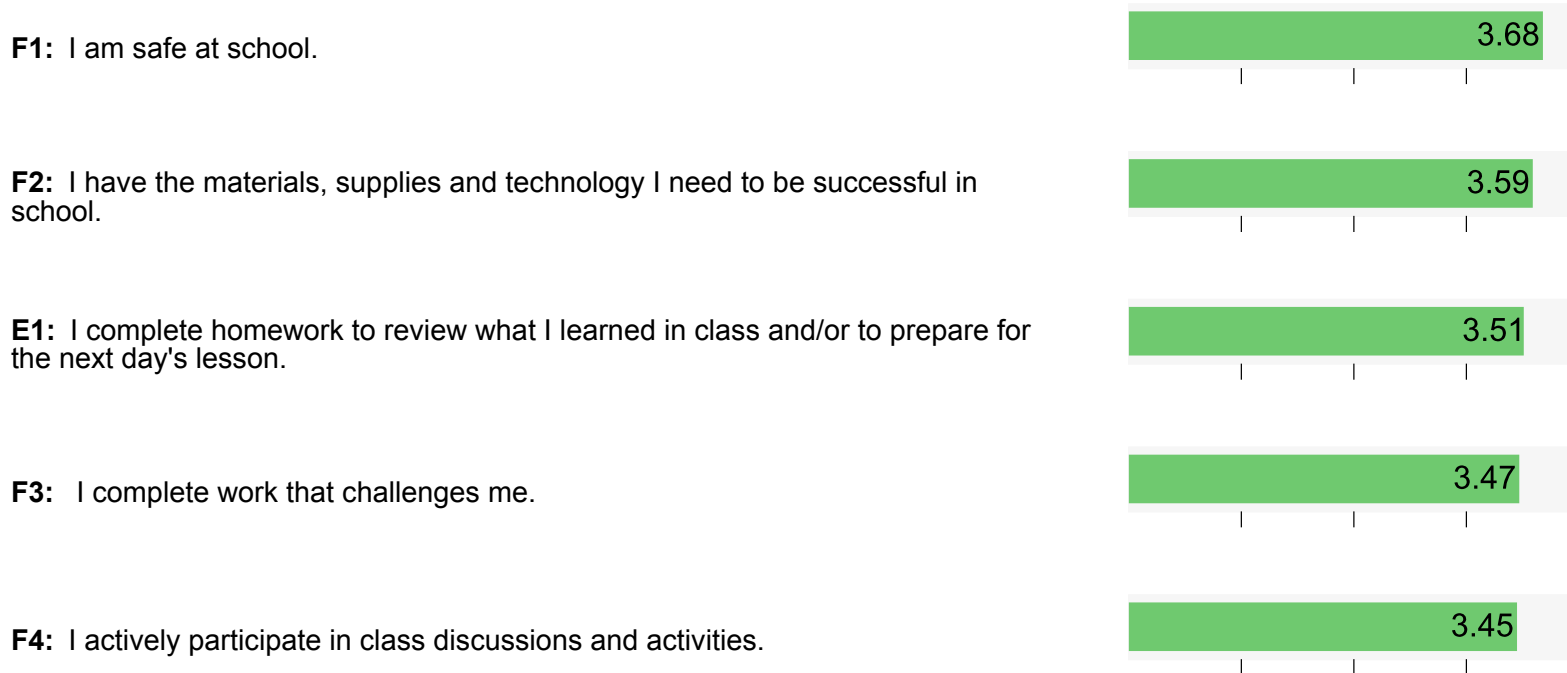


Section 4: 3.55
 Network Average: 0.0



AdvancED Certified Content


Highest Scoring Items



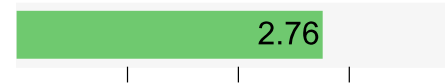
AdvancED Certified Content

Lowest Scoring Items

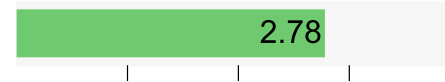
C5: I participate in, before or after, school activities such as sports, clubs, tutoring, etc.



C3: I explore different careers.



C4: I choose topics for my projects.



C2: I meet or talk with an adult, other than my teacher, who helps me with my learning needs.



E3: I use a rubric or scoring guide to help me complete an assignment.



AdvancED Certified Content

Demographics

Number of Responses | Percentages of Total Responses

1. Grade

3rd Grade	3,658	34%
4th Grade	3,560	33%
5th Grade	3,460	32%

10678 responses

2. Gender

Boy	5,256	49%
Girl	5,376	51%

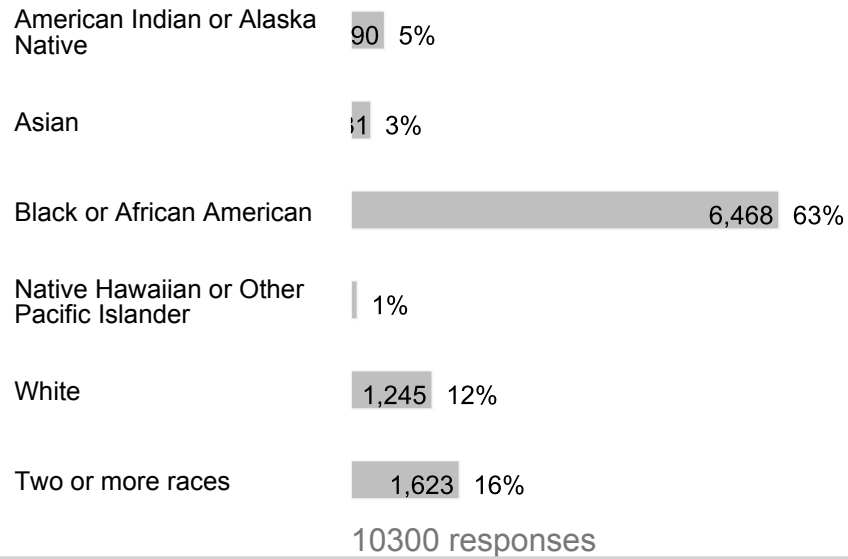
10632 responses

3. Ethnicity

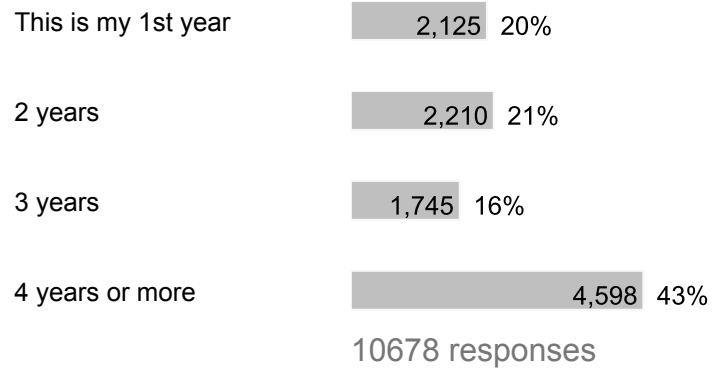
Hispanic	2,783	27%
Not Hispanic or Latino	7,664	73%

10447 responses

4. Race



5. Term



C. Section 1

Section score: 2.76 Network average: 0.0

	Six or more times a year	Three to five times a year	One or two times a year	Never
	4	3	2	1
	Number of Responses			
	Percentage of Total Responses			
1. I set learning goals.	3866 38% 10215 responses	2695 26% 10215 responses	2558 25% 10215 responses	1096 11% 10215 responses
2. I meet or talk with an adult, other than my teacher, who helps me with my learning needs.	3737 37% 10215 responses	2486 24% 10215 responses	2447 24% 10215 responses	1545 15% 10215 responses
3. I explore different careers.	3458 34% 10215 responses	2567 25% 10215 responses	2464 24% 10215 responses	1726 17% 10215 responses
4. I choose topics for my projects.	3502 34% 10215 responses	2584 25% 10215 responses	2549 25% 10215 responses	1580 15% 10215 responses

5. I participate in, before or after, school activities such as sports, clubs, tutoring, etc.

3293	1790	2100	3032
32%	18%	21%	30%
10215 responses			

D. Section 2

Section score: 2.94 Network average: 0.0

	In all of my classes	In at least half of my classes	In at least one of my classes	In none of my classes
	4	3	2	1
	Number of Responses			
	Percentage of Total Responses			
1. I work on real-life problems.	4693	2174	1818	1426
	46%	22%	18%	14%
10111 responses				
2. I give class presentations or share my work with classmates.	3975	2407	2043	1686
	39%	24%	20%	17%
10111 responses				
3. I work on assignments that take more than one day to complete.	4313	2386	2064	1348
	43%	24%	20%	13%
10111 responses				

E. Section 3

Section score: 3.21 Network average: 0.0

1. I complete homework to review what I learned in class and/or to prepare for the next day's lesson.
2. I complete assignments that meet my personal learning needs.
3. I use a rubric or scoring guide to help me complete an assignment.
4. I work with other students in pairs or small groups.
5. I use technology to complete assignments such as, researching, finding information, communicating and/or creating something new.
6. I receive specific feedback about my work from my teacher and/or classmates that help me better understand what I'm learning.
7. I am provided opportunities to correct and/or improve my work.

	In all of my classes	In at least half of my classes	In at least one of my classes	In none of my classes
	4	3	2	1
	Number of Responses			
	Percentage of Total Responses			
1. I complete homework to review what I learned in class and/or to prepare for the next day's lesson.	6789	1742	943	421
	69%	18%	10%	4%
9895 responses				
2. I complete assignments that meet my personal learning needs.	5868	2310	1165	552
	59%	23%	12%	6%
9895 responses				
3. I use a rubric or scoring guide to help me complete an assignment.	3784	2398	1901	1812
	38%	24%	19%	18%
9895 responses				
4. I work with other students in pairs or small groups.	5430	2267	1492	706
	55%	23%	15%	7%
9895 responses				
5. I use technology to complete assignments such as, researching, finding information, communicating and/or creating something new.	4658	2390	1752	1095
	47%	24%	18%	11%
9895 responses				
6. I receive specific feedback about my work from my teacher and/or classmates that help me better understand what I'm learning.	5167	2324	1459	945
	52%	23%	15%	10%
9895 responses				
7. I am provided opportunities to correct and/or improve my work.	5621	2347	1367	560

8. I receive acknowledgement and/or praise for my strengths or accomplishments.

9895 responses	57%	24%	14%	6%
	5116	2262	1503	1014
9895 responses	52%	23%	15%	10%

F. Section 4

Section score: 3.55 Network average: 0.0

	In all of my classes	In at least half of my classes	In at least one of my classes	In none of my classes
	4	3	2	1
	Number of Responses			
	Percentage of Total Responses			
1. I am safe at school.	7985	915	470	434
	81%	9%	5%	4%
	9804 responses			
2. I have the materials, supplies and technology I need to be successful in school.	7153	1596	717	338
	73%	16%	7%	3%
	9804 responses			
3. I complete work that challenges me.	6318	2196	894	396
	64%	22%	9%	4%
	9804 responses			
4. I actively participate in class discussions and activities.	6441	1862	953	548
	66%	19%	10%	6%
	9804 responses			

Appendix

Schools

Adamson Middle School
Alfretta A. Harper Elementary School
Alternative School
B. C. Haynie Elementary School
Callaway Elementary School
Carrie D. Kendrick Middle School
Charles R. Drew High School
Church Street Elementary School
Clayton County School System
E. J. Swint Elementary School
E. W. Oliver Elementary School
East Clayton Elementary School
Eddie White K-8 Academy
Edwin S. Kemp Elementary School
G. W. Northcutt Elementary School
George M. Kilpatrick Elementary School
Hawthorne Elementary School
J. E. Edmonds Elementary School
J. W. Arnold Elementary School
James A. Jackson Elementary School
James H. Brown Elementary School
Jewell C. Anderson Elementary School
Joseph H. Huie Elementary School
Lake City Elementary School
Lake Ridge Elementary School
Lee Street Elementary School
Lillie E. Suder Elementary School
Lovejoy Middle School
M. D. Roberts Middle School
Martin Luther King, Jr. Elementary School
Morrow Elementary School

Morrow High School
Morrow Middle School
Mount Zion Elementary School
Mount Zion High School - Jonesboro
Open Campus & Career Learning Center (Eula Ponds Perry Center for Learning)
Pointe South Elementary School
Pointe South Middle School
River's Edge Elementary School
Riverdale Elementary School
Riverdale High School
Riverdale Middle School
Roberta T. Smith Elementary School
South Metro/Ash Street School
Tara Elementary School
Thurgood Marshall Elementary School
Unidos Dual Language School
W. A. Fountain Elementary School
West Clayton Elementary School
William M. McGarrah Elementary School